


# The Rose Vine

November 2008  
Volume 42, Issue 4

*Penn-Jersey District of the American Rose Society's quarterly newsletter*

## A Season Ends



*Rusty '83*

### Contents

Director's Message .....	2
In Memorium.....	3
District Photos .....	4
District Results .....	5
Winter Rose Get-A-Way ..	8
I Ain't Got No Blooms .....	9
Magic Moments in Roses	11
Starting Small .....	12
RIR Results .....	14
Rose Quiz.....	15

Bumper sticker sighting of the week:  
"I know the voices in my head aren't real, but they have some really cool ideas!"



*Flawless* District Mini-Flora King  
photo by Tom Mayhew

Cold nights, cool days. It won't be long until I do the final act in the garden that marks the end of the season for me – mounding up soil on the winter-tender varieties.

There are still lots of green leaves and a few sporadic blooms hanging on, but those will soon be gone. Thanksgiving weekend is fast approaching and that is the "point of no return" here in Reading. That is when I mound up the bushes and cut back the long canes that won't hold up to winter's winds.

There will be time to reflect in the coming "idle" months on the year's successes and failures. Successes were many, failures few. Much to be thankful for.

Winter's reflections will have a somber part when I think about the good rosarians who I will no longer see at meetings, conventions and get-togethers. There are quite a number of good people who departed this year.

I would not have known these people if it weren't for our shared love of the rose

and the fellowship our societies brings.

For a long time I was a bit disdainful that we called our groups "Societies." I felt it sounded a little too snobbish and perhaps put off some who thought that maybe we looked upon ourselves as a "select" group.

But my opinion has changed over the years. A society, after all, is a group bonded by common interests. And I do feel we are bonded. The time and effort we take to make meetings and conventions is not small. Why? Because we enjoy being with each other and sharing our experiences.

There will be some empty chairs at our next get-together. We will not hear certain voices, see certain faces that we could pick out way across the room.

Part of what bonds a group into a society is a common set of memories of those who have worked to start and to run our societies and left us a better group for their work. We will cherish those memories. The sadness will slowly ebb and we will hold on to these people through our good memories.

I won't remember these people because they won't number of Queens or they grew the best this or that. I will remember them for their unique personality and the contributions they gladly made to our societies.

They understood that a society is not just a rose show or a meeting. It is a group that is held together by sharing a shared love for

roses and a dedication to keeping the society going. Good memories.

*Kevin*

## *From the District Director's Desk*

Thanks again to the York Rose Society for a wonderful District Convention. Good programs, good food, good fellowship, and a great Rose Show (see the results listed elsewhere). And congratulations to the winners of our major awards – Bill Kozemchak, Outstanding Judge, Mike Wrightstone, Outstanding Consulting Rosarian, and Tom Mayhew, Silver Honor Medal.

At our District Meeting it was decided that the District should purchase a digital projector, cost not to exceed \$1,500. Most of our speakers expect to use Power Point and need the digital projector. Renting from hotels, etc., is prohibitively expensive and the quality of the projector varies greatly. The projector would be used at our District Conventions and could be borrowed for use by the various District Societies. Kevin Glaes, Tom Mayhew and Diane Wilkerson were appointed to a committee to produce a set of regulations for use. Kevin will purchase the projector in time for the Winter Convention.

The District agreed to accept a new perpetual trophy honoring Rose Schwartzkopf. West Jersey Rose Society will supply the trophy to be awarded for the Best Miniature/Miniflora Arrangement in the District Show. As the cost of engraving has become a major concern, it was agreed that winners of the permanent trophies which have individual plaques for each year need only have the name and year engraved. It was also decided that the District should review the wording used in the district show schedule for all of the District trophies to eliminate confusion. Bill Kozemchak, Nancy Redington, and Elaine Adler will serve on that committee.

Penn Jersey would like to create a memorial for Marcie Aughenbaugh, former District Director. Suggestions were made to donate to a specific project at the American Rose Center, such as the Reading-Berks Garden. I will check with the ARS to see might be appropriate. Kevin Glaes will

talk to the family about their interest. Gus Banks reported the no decisions have been made as to the memorial for Ben Williams.

2009 is an election year for the American Rose Society. Nominations for Vice President of the ARS must be received at Headquarters by January 31, 2009. At this time, Bob Martin of Arizona and Jolene Adams of California have indicated they will run. Both will be attending our Winter Rose Getaway.

Region 1 (Pennsylvania, New York and Delaware) will elect a new Regional Director (Lillian Walsh is not eligible to run again). Penn Jersey will elect a new District Director (I am not eligible to run again). Nominations for these offices must be received at ARS Headquarters by February 28, 2009.

Penn Jersey must also elect our District Member of the National Nominating Committee/District Awards Chairman. This election will take place at the Winter Rose Getaway in February as the ARS needs the results by July, 2009. Nominations should be submitted to the Nominating Committee (Gus Banks) by Saturday, February 14, 2009. Anyone interested in more information about the elections and qualifications for these offices, please contact one of the members of the Nominating Committee – Nancy Redington [rosered1@comcast.net](mailto:rosered1@comcast.net), Gus Banks [jrsyrose@verizon.net](mailto:jrsyrose@verizon.net), Georgie Papale [MsGeorgi@ix.netcom.com](mailto:MsGeorgi@ix.netcom.com).


Gus Banks announced that the Midwinter Getaway will be February 13-14-15, 2009 at the Eden Resort in Lancaster. Gus would like questions submitted in advance for “Town Meeting” with the ARS Vice Presidential candidates on Sunday morning. I hope to see many of you there – Midwinter is always a fun Convention!

## **District Notes**


*From Sue Gebelein about the Rose Schwartzkopf trophy:*

If you were at the October meeting of West Jersey Rose Society, you heard that the Penn Jersey District has agreed to a perpetual trophy to honor our own sweet Rose. It will be the Best of Show for a Mini Rose Design. It will be a small polished pewter Revere Bowl. It will be engraved. If you would like to

contribute to the funding, please send me a check payable to Susan Gebelein, 13 Honey Locust CT., Blackwood, NJ 08012. If we have enough money I would like to get another larger polished pewter reverse bowl trophy honoring Rose for WJRS. I have no idea how much engraving cost will be but the bowls I have in mind are about \$120. Any \$\$\$ we have left I will turn over to WJRS treasury. \$5, \$10, \$20 would be great. No more than \$20, please. Please pass the word on. As a tribute to Rose, I would love to see dozens contributions. Call if you have questions 856-227-8578. As always, thanks for your support. Sue Gebelein



## In Memorium



We lost many good rosarians and friends this year and we n  
time to briefly remember them here. Our sympathies go o  
families

### **Marcie Augenbaugh.**

Marcie was Penn-Jersey District Director 1989 – 1994. She was awarded the District's Silver Honor Medal in 1996. Long a stalwart of the Reading-Berks Rose Society, Marcie held most every office in that society. She was devoted to the goals of the American Rose Society and cherished all the friends she made through the activities of the District.

### **Dan Cottone**

Dan and his wife Margaret actively participated at District Conventions and the Winter Rose-Get-Away over the years. Dan was a member of the Garden State Rose Club. From the Garden State Rose Club: "We will miss Dan remembering his sense of humor, his friendship, his willingness to help, his good advice, his kindness and all the hard work and care he put into the club."

### **Betty Jolly**

Betty was a founding member of the Jersey Shore Rose Society and longtime judge in the Penn-Jersey District. She was the District's Outstanding Judge in 1993. Betty had a passion for miniatures. Snow Bride, an Award of Excellence winner in 1983 and Hall of Fame Winner in 2003, was hybridized by Betty. Betty was also passionate about judging roses and was quite vocal about the right way to judge.

### **Rose Schwartzkopf**

Rose was a member of the West Jersey Rose Society for over 50 years. Rose was very active in the society, serving in many capacities over the years. She was named Rosarian of the Year in 1979 and received the Bronze Medal in 1998 along with her husband Bob. Bob and Rose were always staples of various rose shows in the District. Although quite different in stature, they always looked like they belonged together. It is quite fitting the trophy for West Jersey's Hi-Low challenge class is named the Robert and Rose Schwarzkopf Trophy.

### **Bill Sehl**

Bill was named the District's Outstanding Judge in 1994, the Outstanding Consulting Rosarian in 1998 and the Silver Honor Medalist in 1998. Bill held many positions in the District, most recently as Membership Chairman. He was active for many years in the Jersey Shore Rose Society but was seen all over the district, judging local shows. Bill had a great ability to use his wit to keep things from getting too serious and could keep the group in stitches at the hospitality room during conventions.

### **Peggy Waters**

Peggy was a long time member of the Greater Harrisburg Rose Society. Peggy was a very talented and creative arranger. She was the first ARS Arrangement Judge in the Penn Jersey District and served as the first PJ Chairman of Arrangement Judges. In this capacity she was responsible for the development of the Arrangement Judges program in our District and the

primary instructor at the first schools. In recent years Peggy was known in particular for her Oriental designs, but thirty years ago she created a wonderful program entitled "The Complete Hostess" which she presented to enthusiastic garden club audiences throughout the area. The programs featured magnificent table settings complemented by the quick change artist hostess in coordinated attire. At the District Convention last month, which Peggy was able to attend, the class for Oriental designs was named in her honor..



Photos from the District Convention  
Hosted by the York Area Rose Society  
September 19 – 21, 2008



Tom Mayhew receives Silver Honor Medal Yea Tom!  
From left: Bill Kozemchak, Pat Bilson, Nancy Reddington, Tom Mayhey, Elaine Adler



Mike Wrightstone receives the District's  
Outstanding Consulting Rosarian Award from Gus Banks



Bill Kozemchak receives the District's  
Outstanding from Bruce Monroe





Queen Of Show – Moonstone  
John and Cherylynn Smith



Mini Queen of Show – Bee's Knees  
David and Judy Yingling



MiniFlora Queen Peter Cottontail Mike Wrightstone

## District Results

<i>ROSEDALE CHALLENGE</i>	<i>Gemini (2), Kanegem (2), Lady Elsie May, Ambridge Rose</i>	<i>Bill &amp; Kathy Kozemchak</i>
1 AMERICAN ROSE SOCIETY J. HORACE McFARLAND PENN-JERSEY DISTRICT MEMORIAL TROPHY	<i>Hot Princess, Dublin, Mavrik, Signature, Veteran's Honor</i>	<i>Ken Borrmann</i>
2 AMERICAN ROSE SOCIETY RALPH S. MOORE PENN-JERSEY DISTRICT TROPHY	<i>Ruby Baby, Citrus Candy, X-Rated, Erin Alonso, King's Mountain, Sweet Caroline, Hot Tamale</i>	<i>Glenn &amp; Donna Smith</i>
3 GRIFFITH BUCK SHRUB TROPHY	<i>Sally Holmes, Linda Campbell, Lady Elsie May</i>	<i>Bruce &amp; Liz Monroe</i>
4 GEORGE HOOKER MEMORIAL TROPHY	<i>Bees Knees (2), Nancy Jean, Luis Desamero, Miss Flippins, Joy (2),</i>	<i>Glenn &amp; Donna Smith</i>
5 PHILADELPHIA ROSE SOCIETY CHALLENGE TROPHY	<i>Dublin (2), Moonstone (2), Mavrik, Louise Estes</i>	<i>John &amp; Cherylynn Smith</i>
6 GREATER HARRISBURG ROSE SOCIETY CHALLENGE TROPHY	<i>Sam Trivett, Baby Boomer, Hot Tamale</i>	<i>Don &amp; Laura Wade</i>
7 JACK D. LISSAMORE FRIENDSHIP TROPHY	<i>Randy Scott</i>	<i>John &amp; Cherylynn Smith</i>
8 PITTSBURG ROSE SOCIETY CHALLENGE	<i>Moonstone (2), Cajun Sunrise</i>	<i>Ken Borrmann</i>

TROPHY		
9 WEST JERSEY ROSE SOCIETY CHALLENGE TROPHY	<i>Child's Play, Luis Desamero, Jean Kenneally</i>	<i>David &amp; Judy Yingling</i>
10 SOUTH PENN AREA ROSE SOCIETY CHALLENGE TROPHY	<i>No Award</i>	
11 YORK AREA ROSE SOCIETY CHALLENGE TROPHY	<i>No Award</i>	
12 READING-BERKS ROSE SOCIETY CHALLENGE TROPHY	<i>Pop Warner, Linville</i>	<i>R J Anthony &amp; Kristine Vance</i>
13 PENN-JERSEY DISTRICT MINIATURE SEEDLING TROPHY	<i>Bees Knees X cross pollen</i>	<i>R J Anthony &amp; Kristine Vance</i>
14 PHILADELPHIA ROSE SOCIETY SEEDLING TROPHY	<i>No Award</i>	
15 Hybrid Tea/Grandiflora Queen King Princess Large Rose Sweepstakes	<i>Moonstone Veteran's Honor Crystalline</i>	<i>John &amp; Cherylynn Smith John &amp; Cherylynn Smith John &amp; Cherylynn Smith John &amp; Cherylynn Smith</i>
16 HT/GR Spray	<i>No Award</i>	
17 Floribunda Exhib Bloom	<i>Golden Holstein</i>	<i>Don &amp; Laura Wade</i>
18 Floribunda Spray Queen King Princess	<i>Matilda Flirtatious Playgirl</i>	<i>Kevin Glaes Bill &amp; Kathy Kozemchak Kevin Glaes</i>
19 Polyantha	<i>Excellenz von Schubert</i>	<i>Tom Mayhew</i>
20 Classic Shrub	<i>Jens Munk</i>	<i>Tom Mayhew</i>
21 Modern Shrub	<i>Rhapsody in Blue</i>	<i>Bill &amp; Kathy Kozemchak</i>
22 Genesis	<i>No Award</i>	
23 Single Petaled HT	<i>Dainty Bess</i>	<i>Joe &amp; Nancy Redington</i>
24 Climber	<i>Lace Cascade</i>	<i>Bill &amp; Kathy Kozemchak</i>
25 OGR before 1867	<i>Compte de Chambord</i>	<i>Kevin Glaes</i>
26 OGR 1867 or after	<i>Rose de Rescht</i>	<i>Bill &amp; Kathy Kozemchak</i>
27 Mini- Flora Queen King Princess	<i>Peter Cottontail Flawless Shenandoah</i>	<i>Mike Wrightstone Mike Wrightstone R J Anthony &amp; Kristine Vance</i>
28 Mini-Flora Spray	<i>Tiffany Lynn</i>	<i>Nathan Borrmann</i>
29 Miniatures Queen King Princess Mini Sweepstakes	<i>Bees Knees Soroptimist International Irresistible</i>	<i>Dave &amp; Judy Yingling Mike Wrightstone Kevin Glaes R J Anthony &amp; Kristine Vance</i>

30 Mini Spray	<i>Dancing Flame</i>	<i>Bill Kozemchak</i>
31 Floribunda Palette	<i>Playboy, Hannah Gordon, Matilda</i>	<i>Don &amp; Laura Wade</i>
32 Mini/Mini-Flora Pallet	<i>Linville, Buttercream, Giggles, Hot Tamale, Miss Flippins</i>	<i>Joseph J. Yelinek Jr.</i>
33 Floating Large Exhib Form	<i>Randy Scott</i>	<i>John &amp; Cherylynn Smith</i>
34 Floating Mini-Floating	<i>Buttercream</i>	<i>Don and Laura Wade</i>
35 Floating Large Open Bloom	<i>Savoy Hotel</i>	<i>Tom Mayhew</i>
36 Floating Mini-Flora Open	<i>Autumn Splendor</i>	<i>Bruce &amp; Liz Monroe</i>
37 Large Rose in a Frame	<i>Pop Warner</i>	<i>John &amp; Cherylynn Smith</i>
38 Rose in a Frame	<i>Bees Knees</i>	<i>Don &amp; Laura Wade</i>
39 OGR Collection Bouquet	<i>Compte de Chambord, Francis Dubreuil, Duchesse de Brabant</i>	<i>Kevin Glaes</i>
40 OGR Collection 3 Stems	<i>No Award</i>	
41 Mini-Flora Collection	<i>No Entries</i>	
42 Fragrant Rose	<i>The McCartney Rose</i>	<i>Judith A. Carey</i>
43 Novice	<i>No Entries</i>	
44 Judges	<i>Europeana</i>	<i>Diana L. Klassy</i>

### Photography

Best In Show	Winner Class 1	Tom Mayhew
Class 1		Tom Mayhew
Class 2		Tom Mayhew
Class 3		Tom Mayhew
Class 4		Bill Kozemchak
Class 5		Bill Kozemchak
Class 6		Bill Kozemchak

### Artistic

1 –Peggy Waters	Angel Face	Joan Singer	Oriental Award
2 – Leonie Bell	Louise Estes	Pat Lawrence	Duke Award
3 – Fred Glaes	Spring's a Comin', Peter Frankenfeld, Elizabeth Taylor, Marijke Koopman	Nancy Redington	Royalty Award, ARS Gold Cert <i>Mrs. John Signaigo Challenge Trophy</i> <i>Florence McNeil Penn-Jersey Perpetual Trophy</i>
4 – Marion Forstenhausler	Marijke Koopman Elizabeth Taylor	Elaine Adler	Artist Award
5 – Renzie Rose Garden	Hilde, Kristen	Nancy Redington	Mini Rosecraft Award
6 – Larry and Alfreda Toole	Autumn Splendor, Bees Knees	Pat Lawrence	Mini Keepsake
7 –Memorial Fountain	Perrine	Georgie Papale	Mini Oriental

8 – The Klings	Spring's a Comin', Moonstone, Dancing Flame	Nancy Redington	Court of Etiquette, ARS Silver Cert
Class 9 –Frank Benardella	Soroptimist International, Dancing Flame	Nancy Redington	Mini Royalty Award, Mini Gold Cert, <i>Miniature Arrangement Perpetual Trophy</i>
Class 10 – Doreen Saidman	Foolish Pleasure	Nancy Redington	Mini Artist Award, Mini Bronze Cert, <i>J. Benjamin Williams Artistic Trophy</i>
Class 11 – Making New Friends	Bees Knees	Nancy Aumiller	Novice Certificate
Class 12 – Lincoln Atkiss	Robin Hood, Permanent Wave	Jane Shipman	Judge's Award

## Winter Rose Get-A-Way Weekend

Our 2009 Winter Rose Get-A-Way Weekend will meet on February 13, 14 and 15 at the Eden Resort Inn in Lancaster, 717-569-6444. Please make your reservation before January 15<sup>th</sup>.

This year we will have the two candidates for the ARS Vice President presenting programs and answering questions about what they will do for the ARS and its members. Both Robert Martin and Jolene Adams will be present programs. Robert Martin will be our banquet speaker.

There will be two programs about roses being grown in other areas. Bill Kozemchak will talk on California rose gardens and Stacey Catron will tell us about rose growing in Australia.

Kevin Glaes is going to share with us some observations he has made about the impact of Knockout. Pat Bilson is planning to have an arrangement program.

After our District meeting on Sunday Robert Martin and Jolene Adams will answer our member's questions. I am asking that you send me your questions at [jrsyrose@verizon.net](mailto:jrsyrose@verizon.net). This way we will avoid duplicate questions and get a good cross section of our members interests,

I am looking forward to this weekend of rose fellowship. I hope that you will attend this great rose weekend.

*Gus Banks*

## Plan Now for the Rose Get-a-Way Weekend Photo Contest

If you haven't already done so, take your pictures for the Rose Get-a-Way Weekend Photo Contest so you can enter them next February. This year we divided the "Rose Garden or Rose Society Activity" class into two classes, one for a rose garden and one for a rose society activity. There is also a Novice Class, which is open to those who have never won a blue ribbon in a rose photo contest.

Each photo entry must be a 5x7 color photo. Mail your entry with your name attached to: Bruce Monroe, 3030 Maple Shade Lane, Wilmington, DE 19810-3424. **All entries must be received by Jan 15, 2009. Exhibitors are limited to three entries per class.**

All roses and activities must be correctly identified. Photos will be evaluated on 50% rose form and 50% photo quality. All photos entered will be on display and final judging and awards will be made at the Penn-Jersey District Winter Rose Get-a-Way Weekend. The judges' decision is final. Ribbons will be



given in each class and awards to the top three photos overall. By entering the contest, you agree to allow the Penn-Jersey District of the American Rose Society to exhibit your photo at the 2009 Winter Rose Get-a-Way Weekend and publish your photo in the Rose Vine.

The photo contest is open to any amateur photographer who is either a member of the Penn-Jersey District or who has registered for the 2009 Winter Rose Get-a-Way Weekend. In addition, the Novice class is open only to those who have never won a blue ribbon in a rose photo contest. You need not be present to win.

Class 1 – Novice Class – One photo, appropriate for any of Classes 2-11.

Class 2 – One Exhibition Bloom, Hybrid Tea, Grandiflora, or Floribunda

Class 3 – One Exhibition Bloom, Miniature or Miniflora

Class 4 – One Open Bloom, Hybrid Tea, Grandiflora, or Floribunda

Class 5 – One Open Bloom, Miniature or Miniflora

Class 6 – One Spray, Hybrid Tea, Grandiflora, Floribunda, Polyantha, Miniature or Miniflora

Class 7 – One Exhibition Bloom or Spray, Species or Old Garden Rose

Class 8 - One Exhibition Bloom or Spray, Shrub or Climber

Class 9 - A Rose Arrangement

Class 10 – A Rose Garden

Class 11 – A Rose Society Activity

## I Ain't Got No Blooms!

### By Kevin Glaes

I received a number of calls this year from people wondering why they had no blooms at a time of year when they normally experienced a lot of blooms. I generally start these conversations by asking what the growing tips of the canes look like. "Burnt" tips mean midge, no obvious midge damage, then they are "blind" shoots. I experienced both this year so I would like to explore both of these.

### **Midge**

Most of us are familiar with midge damage now (those who aren't – consider yourself very lucky!) The growing tip of a cane has a burnt appearance as if someone held a burning match to the tip. The midge is a small mosquito-like insect. The female midge lays her eggs at the base of the leaves where a bud is about to form. The larvae hatch and chew on the young stem until they have had their fill. Once they had eaten enough, they fall to the ground where they burrow in a bit and make a cocoon. They spend a week or so in the cocoon (time spent depends on the temperature) then they hatch out as adults and begin the cycle again.



Midge Damage photo by author

This life cycle leaves the midge vulnerable at two points. The first is when the larvae are feeding on the young stem. This requires a spray directed down into the area where the tip leaves join the stem. If you have midge, you can walk through the garden and look down in the tips of the young stems that are forming or about to form a bud, gently pull back the tip leaves and you might see tiny white maggots chewing away. It is very satisfying to crush

these little #@\$(% with your fingers when you find them!



Healthy growing tip

photo by author

The second point in the life cycle when the midge is vulnerable is when they fall from the stem to the ground before they form a cocoon and when they emerge from the cocoon.

The only chemicals available to the average gardener that have proven effective for the control of midge (notice I said control, not eradication) are Imidcloprid and Cyfluthrin. These two are found in combination in Bayer's Rose and Flower Insect Killer and in Bayer's Insect Killer. Imidcloprid is the main active ingredient in Bayer's Grub Control granules. These products are available at Lowe's and other "big box" stores. The Rose and Flower Insect Killer can be found in concentrate and mixed with water in your sprayer and as a self-contained hose-end sprayer. The granules are generally put down on the rose beds in April, June and August. When using these chemicals, please read the directions carefully and follow all precautions.

Many rosarians achieve control of midge by putting the granules down three times a year, generally April, June and August. They also spray on a periodic basis: every 10 days to two weeks. I do not put the granules down but rely on spraying every two weeks starting in mid to late April depending on how warm it gets then.

One of the first descriptions of midge damage on roses comes from commercial greenhouses in New Jersey. Perhaps this tidbit gives us another approach to control. Since they are from New Jersey, they must be Bruce Springsteen fans. They probably really like rock 'n roll! So it might be beneficial to put speakers in the

garden and blast some Merle Haggard, Hank Williams Sr. or Johnny Cash on the stereo and see if that drives them away. Spray timing might be important. Again, since they are from New Jersey, they are probably Soprano's fans. So when the Soprano's show is on, they will all gather around their tiny little tv's to watch the Soprano's, so check your local listings to see when the Soprano's is on and spray accordingly.

## Blind Shoots

Blind shoots are those shoots which do not terminate in a bud. The blind shoots I will discuss here are not the short (3 to 4 inch), twiggy growth found down in the center of the bush under the heavy canopy of leaves where they don't receive enough sunlight to develop. These are 12, 14, even 20 inch canes at the top of the bush. R. Kenneth Horst in the Compendium of Rose Diseases (APS Press, 1983, The American Phytopathological Society) writes: "Light and temperature affect the concentrations and distribution of endogenous plant hormones in rose shoots. The light and temperature levels favorable for flowering are well correlated with the levels of gibberellins and auxins (*hormones*) in the young developing leaves on the stem. If conditions are such that the production of these growth-promoting substances is low, the initiating flower bud is likely to atrophy or abort during the early stage of its development and before initiation of anthers and pistils." (page 33).



Blind shoot

photo by

author

Beyond the fertilizer program I use in August and September, my main preparation for the show is cutting back select canes on the roses at

intervals of 48, 45 and 42 days before the show. I do not cut all the canes on a bush, only those that have the size and are at a growth stage where this would be beneficial. I normally add 5 days to this process for my large Hybrid Perpetuals because they normally take about 5 days longer to develop than the heavily-petaled Hybrid Teas. This year I cut the Hybrid Perpetuals at the same time.

As show time neared, I, like everybody else, followed the development of canes and buds. The Hybrid Teas, Floribundas, Miniatures, Teas and most Portlands were all progressing nicely but I was not seeing any buds developing on the Hybrid Perpetuals. Arrilaga, Baroness de Rothschild, American Beauty and Syndonie were not showing buds on canes that were getting to 14 to 16 inches in length. Yolande d' Aragon, a Portland but one I consider in this group because of the size of the bush (4 feet wide by 7 feet tall by late August) is usually full of buds by this time but was barren. Huh?

So off to the show I went with some nice hybrid teas, floribundas, minis and OGR's (Portlands and Teas) but no Hybrid Perpetuals. In the month since the District show, I have done a lot of reviewing of the 7 weeks leading up to the show. My fertilizer and watering programs should not be an issue as all roses in my garden receive the same amount of both. It did not affect my other OGRs.

The one thing I know is that there was a cooler, cloudy period of about 4 days in late August where the highs dropped from the upper 80's into the upper 60's and very cloudy. But the other roses fared fine! Could it be that the Hybrid Perpetuals were at a critical stage of development that the other roses were already past when the cool period hit?

The spring period of cool weather occurred in late May and was similar to the one that occurred in August. The majority of people who complained to me of "no blooms" did very little spring pruning because of the mild winter. The mild winter would tend to rule out "hidden" winter damage that would later show as blind shoots on damaged canes. I did my usual spring pruning in mid-April and had very little in the way of blind shoots. In this case, were my roses at a stage before the critical period where light and temperature are critical? I really don't know but I am going to continue to follow this. I have not been able to delve deeply into the literature, mostly research into greenhouse "cut flower" roses, because, while the articles are available on the internet, they are mostly on sites that require subscriptions. I look forward to discussing this with you in the future. Please email me with your ideas if you see similar patterns or you disagree.

## Magic Moments in Roses

By Bev Dobson

### Autumn Roses

Reprinted by permission from the September/October 2008 edition of the *American Rose Rambler* Peter Schneider editor

When the poet Christina Georgina Rossetti (1830-1894) wrote her haunting elegy to the scattered roses of her autumn garden, she was one of the first generation of gardeners who could have had repeat bloom. Her roses would have been Hybrid Perpetuals and Bourbons, the forerunners of our modern Hybrid Teas. We can scarcely imagine what a few scattered blooms in autumn would have meant to the gardeners of that day. Even Sappho on her Greek Island had warned rose lovers that they could not have a second summer.

(Untitled)

In my autumn garden I was fain  
 To mourn among my scattered roses;  
 Alas for that last rosebud that uncloses  
 To Autumn's languid sun and rain  
 When all the world is on the wain!  
 Which has not felt the sweet constraint  
 of June  
 Nor heard the nightingale in tune.

Broad-faced asters by my garden walk,  
 You are but coarse compared to roses:  
 More choice, more dear that rosebud  
 which

uncloses,  
 Faint-scented, pinched, upon its stalk,  
 That least and last which cold winds balk;  
     A rose it is thought least and last of all,  
     A rose to me though at the fall.

Of all the poems that have been written about the rose, very few have tied in with any time of year besides June and summer. Sir Thomas More wrote about the last rose of summer, George Eliot wished the sky would rain down roses, Shakespeare declared he did not want roses in December, and Emily Bronte defiantly celebrated fall and a winter when wreaths of snow would replace roses. This poem by Christina Rossetti is the only poem about the rose that I know of that is evocative of the autumnal season. It illuminates a particular period, roughly the last half of the 19<sup>th</sup> century, in the history of the rose.

I love this poem. Everything in it is real. I am transported to her time and place. I delight in the unusual construction, the pattern of the rhyming sequence, and the element of rawness that typifies so much of her work. The music of the poem reaches my inner ear and touches my heart.

Bev Dobson is the founder of the Combined Rose List. This is the 54<sup>th</sup> in a continuing series.

---

Congratulations to Curtis Aumiller on becoming a fully accredited ARS Arrangement Judge. Curtis worked very hard to complete his apprenticeship and has become a very good judge. Please think of him as you are setting up your judging teams. He may be contacted at [caumiller1@comcast.net](mailto:caumiller1@comcast.net). Also remember we have 2 more Arrangement apprentices Donna Smith and Jane Shipman, who need shows to complete their requirements.

If you have any questions, please feel free to contact me and I look forward to reviewing your schedules.

Pat Bilson, District Chair of Artistic Judges

At the Denver Convention the ARS Board decided the print publication of the specialty bulletins would cease as of December 31, 2008. On January 1, 2009 all specialty bulletins become available to all members--*at no extra charge*--in the 'Members Only' section of the ARS website. (<http://www.ars.org/>). The password will appear in each issue of the *American Rose* magazine, page 5.

## STARTING SMALL...

By Mary Peterson

From the Fall 2008 edition of The Empire State Rosarian, Newsletter of the American Rose Society New York District

So you have been toying with the idea that you would like to try your hand at entering your roses in the arrangement class at the rose show. Finding enough roses for a classical mass arrangement might be a bit daunting for a first timer.

Following the sometimes confusing guidelines of an Ikebana arrangement that consider line, space, form, size, color, texture and pattern. The artistic principles which govern the use of these elements of balance, dominance, contrast,

rhythm, proportion and scale can sometimes be stumbling blocks to a novice arranger.

Do not be put off by all the seemingly complicated jargon that governs arrangements. It really is easier than you might imagine. One way to get your feet wet is to try using miniature roses in an arrangement called 'Oriental Manner'.

There are several styles of arrangements in this category but I started using the Moribana (low



container) form. Within this group are Rikka, Shoka, Nageire (tall container) and Free Style.



(arranger: Terry Brooks)

All these styles and names can sound confusing but with a little study and maybe even a class or two in oriental flower arranging, you will be surprised at what you can achieve.

The turn of the 20<sup>th</sup> century presented a revolution in Ikebana styles. Unshin Ohara, an Ikenobo professor in Kobe, invented a form of Ikebana done in a low bowl using some of the shorter stemmed western flowers that had been introduced at the beginning of the Meiji era. He asked the Ikenobo School to include this design in their curriculum. The school refused, but he was so highly regarded that they did give him permission to teach his new form in his own school...if he could get pupils. It seems clear that they doubted that he could. However, his exhibition in a department store in Kobe was an immediate success, and the Ohara School was on its way.

Ohara called his new form Moribana, meaning 'piled-up', in the sense that it was not like the upright seika style. The Moribana style became so popular that already by 1915, most of the Ikebana schools had incorporated it into their own curriculum.

With some background under your belt, I'm sure you can achieve a Moribana arrangement. First and foremost your roses must be of the highest quality, well conditioned and properly identified. Three to five roses are more than enough to complete your arrangement. Always include AG (arranger grown) on the entry tag to be considered for the ARS certificates.

A kenzan (needlepoint holder also known as metal frogs) is used to hold the roses, foliage and design material in place. Floral putty is used to secure the kenzan to the container and will hold firmly even when water is added to the container.




Low, flat square or rectangular bowls or containers are usually used in the Moribana design, but you can also use your ingenuity in finding or making suitable containers. An empty tuna fish can spray painted black makes a perfectly usable container.

Always follow the guidelines in the show schedule in regard to size limitations, and whether or not accessories may be used with the design.

A background and/or underlay is always encouraged as this helps to limit and define the space your arrangement occupies.

An oriental arrangement is viewed directly in the front as if you were speaking to an individual so don't be concerned if the back of the arrangement shows the mechanics which hold things together.



Water is added to the container to complete the illusion of a garden scene. Add water to the container after it is placed on the show table so as not to spill it while moving it into place. Foliage should not touch the water and stones may be added to augment the realism of the design.

A 3"x5" card may be included with your entry as a way of explaining your interpretation of the theme or class title.



No artificial material or plant materials on the state or local conservation lists is permitted. Painted or dyed fresh plant materials, live creatures or the American flag may not be used.

Line materials should be kept in scale with the overall design. There are many materials such as Harry Lauder's Walking Stick or Curly Willow that can give height and direction to your design. There are many evergreens that can be adapted to fit the size and scale of your arrangement. Oriental style foliage can add interest, dimension, height and contrast to your design.



(arranger: Mary Peterson)

Use the internet for some ideas that you can adapt to your own arrangement. The more often you attempt or practice making an arrangement, the easier it becomes.

These tiny Oriental jewels can easily become the stars of any arrangement section of a rose show. I know that once you try an arrangement in the Oriental Manner, you will be encouraged to try another.



PJ District Class 11 Winner - Arrangement by Nancy Aumiller. Photo by Tom Mayhew



PJ District Class 7 Winner - Arrangement by Georgie Papale Rose - Pierrine. Photo by Tom Mayhew

## 2008 District Roses in Review Results

This year 78 reporters submitted 574 reports on 176 Varieties. Roses with the most reports are Leading Lady with 25 reports and Let Freedom Ring with 21. Special thanks goes to Diane Wilkerson, District Roses in Review Coordinator for all her work in compiling the results. Full results are posted on the Penn-Jersey web site: [www.pjdistrictrose.org](http://www.pjdistrictrose.org)

These are the top ten rated roses by garden rating and exhibition rating for large roses and miniatures/minifloras

Read: Variety, Number of Reports, Rating and Class

## Top 10 Large Roses (with ties) Garden Rating

Queen of Sweden	1	8.8	S
In The Mood	1	8.5	HT
Marianne	1	8.5	Hgal
Mystic Beauty	1	8.5	B
Out of the Night	1	8.5	S
Birdie Blye	1	8.5	Hmult
Double Knock Out	7	8.5	S
Scent from Above	3	8.4	LCl
Easter Basket	1	8.4	F
Glenda Marie	1	8.4	F
Cinderella	1	8.4	HT
Home Run	7	8.4	S
Night Owl	2	8.4	LCl

## Top 10 Minis &amp; Minifloras Garden Rating

Memphis Music	1	8.4	MinFl
Ready	2	8.4	MinFl
Able	1	8.3	Min
Chattooga	9	8.1	Min
Harm Saville	4	8.1	MinFl
John Boy	1	8.0	Min
Ricky Hendrick	2	8.0	MinFl
Iced Raspberry	3	8.0	Min
Spring Fling	2	7.9	Min
Thanks to Sue	1	7.9	MinFl
Leading Lady	25	7.9	MinFl
Fitzhugh's Diamond	4	7.9	MinFl
Caliente	6	7.9	Min

## Top 10 Large Roses (with ties) Exhibition Rating

Mystic Beauty	1	8.6	B
In The Mood	1	8.5	HT
Glenda Marie	1	8.4	F
Candy Land	1	8.4	LCl
Rosanna	1	8.4	LCl
Night Owl	2	8.4	LCl
Well-Being	2	8.2	S
Let Freedom Ring	21	8.1	HT
Out of the Night	1	8.0	S
Scent from Above	3	8.0	LCl
Apricot Candy	2	8.0	HT
Debonnaire	1	8.0	S
Purple Pavement	3	8.0	HRg

## Top 10 Minis &amp; Minifloras Exhibition Rating

Ready	2	8.6	MinFl
Able	1	8.5	Min
Valentine's Day	1	8.4	Cl MinFl
Camden	5	8.2	MinFl
Memphis Music	1	8.2	MinFl
Fitzhugh's Diamond	4	8.2	MinFl
Leading Lady	25	8.1	MinFl
Rocky Top	2	8.1	MinFl
Robin Alonso	4	8.1	MinFl
Regina Lee	3	8.1	MinFl
Equinox	6	8.1	Min

## The Box Score

### By Rudyard Henbane

From *The International Herald Tribune* Sept 25, 1981

Prilep, Yugoslavia (AP)

Outside a small Macedonian village close to the border between Greece and strife-torn Yugoslavia, a lone Catholic nun keeps a quiet watch over a silent convent. She is the last caretaker of the site of significant historical developments spanning more than 2,000 years. When Sister Maria Cyrilla of the Order of the Perpetual Watch dies, the convent of St. Elias will be closed by the Eastern Orthodox Patriarch of Macedonia.

However, that isn't likely to happen soon as Sister Maria, 53, enjoys excellent health. By her own estimate, she walks 10 miles daily about the grounds of the convent, which once served as a base for the army of Attila the Hun. In more ancient times, a Greek temple to Eros, god of love, occupied the hilltop site. Historians say that Attila took over the old temple in 439 A.D. and used it as a base for his marauding army.

*Continued on next page*

The Huns are believed to have first collected and then destroyed a large gathering of Greek legal writs at the site.

It is believed that Attila wanted to study the Greek legal system and had the writs and other legal documents brought to the temple. Scholars differ on why he had the valuable documents destroyed – either because he was barely literate and couldn't read them, or because they provided evidence of democratic government that did not square with his own notion of rule by an all-powerful tyrant.

When the Greek church took over the site in the 15<sup>th</sup> Century, and the convent was built, church leaders ordered the pagan statues of Eros destroyed, so another ancient Greek treasure

was lost. Today, there is only the lone sister watching over the old Hun base.

And that's how it ends: No Huns, no writs, no Eros, nun left on base.

---

---

## Match the roses to the trade names

This quiz was drawn up by Nancy Redington and given out at this past District Convention. See how many of Frank Benardella's roses you can match to the trade name. Answer sheet will appear in the next edition of The Rose Vine

- |                    |                                    |
|--------------------|------------------------------------|
| 1. Benbass         | A. Jennifer (Min)                  |
| 2. Benblack        | B. Leading Lady (MinFl)            |
| 3. Bencharm        | C. Solar Flare (MinFl)             |
| 4. Bencincuenta    | D. Jim Dandy (Min)                 |
| 5. Benday          | E. Baby Boomer (Min)               |
| 6. Bendiez         | F. Black Jade (Min)                |
| 7. Benfebu         | G. Rosie (Min)                     |
| 8. Benfig          | H. Ruby (Min)                      |
| 9. Benhile         | I. Charmer (Min)                   |
| 10. Beniowa        | J. Picotee (Min)                   |
| 11. BenJen         | K. Tiny Tot (Min)                  |
| 12. Benjim         | L. Bonfire (Min)                   |
| 13. Benlav         | M. Soroptimist International (Min) |
| 14. Benmagic       | N. Show Stopper (MinFl)            |
| 15. Benminn        | O. Old Glory (Min)                 |
| 16. Benmjul        | P. Focal Point (MinFl)             |
| 17. Benorchide     | Q. Double Take (MinFl)             |
| 18. Benpico        | R. Caliente (Min)                  |
| 19. Benpete        | S. Power Point (MinFl)             |
| 20. Benrad         | T. Deja Blu (MinFl)                |
| 21. Benros         | U. Merlot (Min)                    |
| 22. Benseah        | V. Flawless (MinFl)                |
| 23. Bensieta       | W. Orchid Lace (MinFl)             |
| 24. Benstar        | X. Figurine (Min)                  |
| 25. Bentot         | Y. Liberty Bell (MinFl)            |
| 26. Benuno         | Z. Lavender Jade (Min)             |
| 27. Benrave        | AA. Hilde (Min)                    |
| 28. Benrye         | BB. Kristin (Min)                  |
| 29. Benocho        | CC. Ambiance (MinFl)               |
| 30. Bennovocientos | DD. Pinnacle (Fl)                  |
| 31. Benswise       | EE. Radiant (Min)                  |

Extra Credit: How was the rose Pele named?

***The Rose Vine***  
***Published by the***  
***Penn-Jersey District***  
***of the American***  
***Rose Society***  
***1408 Ponds Edge Rd.***  
***West Chester, PA 19382***