

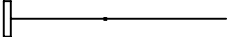

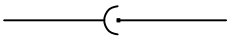
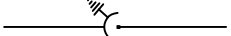
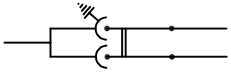

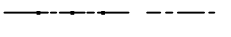




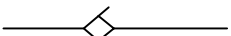
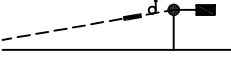
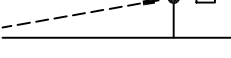
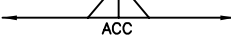



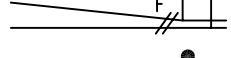
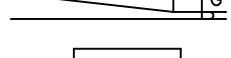


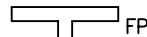



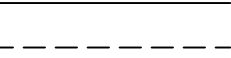
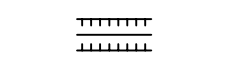



SNo.	DESCRIPTION	SYMBOL
1.	SIGNALS.	
2.	MAST WITH BRACKET ASSEMBLY.	
3.	TWO TRACK CANTILEVER WITH DROP ARM.	
4.	PORTAL WITH DROP ARM.	
5.	SINGLE POLE ISOLATOR	
6.	SINGLE POLE ISOLATOR WITH EARTHING HEEL.	
7.	DOUBLE POLE ISOLATOR WITH EARTHING HEEL.	
8.	IN RUN OHE.	
9.	OUT OF RUN OHE.	
10.	ANTICREEP WIRE.	
11.	RETURN CONDUCTOR SPIDER.	
12.	FEEDER SPIDER.	
13.	CUT-IN-INSULATOR.	
14.	SECTION INSULATOR.	
15.	BALANCED WEIGHT ANCHOR.	
16.	FTA, ACA, RCA, FA.	
17.	ANTICREEP CENTRE.	
18.	UNINSULATED OVER LAP.	
19.	INSULATED OVER LAP.	
20.	50mm ² INSPAN JUMPER.	
21.	50mm ² POTENTIAL EQUALIZER JUMPER.	
22.	105mm ² CONTINUITY JUMPER.	
23.	SUB SECTIONING AND PARALLELING POST.	
24.	SECTIONING AND PARALLELING POST.	
25.	FEEDING POST.	
26.	BOOSTER TRANSFORMER.	
27.	L.T. SUPPLY TRANSFORMER.	
28.	ANTI-THEFT JUMPER.	
29.	WIRED TRACK.	
30.	UNWIRED TRACK.	
31.	CUTTING.	
32.	EMBANKMENT.	