



The Next Generation in Manhole Protection

CAP Composite Manhole Covers & Frames

- Installed in 800+ cities across 46 states
 - Lightweight yet stronger than cast iron AASHTO M306 HS-20/HS-25 Rated
 - Corrosion-proof, non-conductive, slip-resistant
 - Available in 24", 30" & 36" clear openings
 - Eliminates I&I and SSO's and reduces maintenance costs
-

Infi-Shield® External Seal

- Flexible EPDM rubber sleeve
- Prevents inflow & infiltration
- One-piece quick install (**No Propane, Hand Torch with Hazardous Flammable Primer**)
- Chemical & UV resistant



Gator Wrap®

- Butyl rubber with polyethylene backing
 - Designed for joint encapsulation
 - Superior adhesion & flexibility
 - Protects against infiltration & root intrusion
-

Complete Protection System

CAP Covers + Infi-Shield + Gator Wrap = Long-term durability, infiltration control, and cost savings

550 West B Street 4th Floor, SAN DIEGO CA 92101 + 833-USA-AWWA + WWW.UNITEDSALESAGENCY.NET

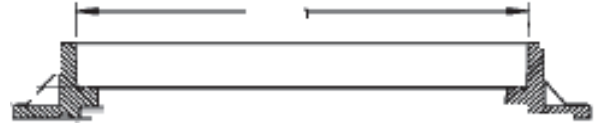


CUT SHEET DRAWING REQUEST FORM

EMAIL TO WILLM@UNITEDSALESAGENCY.NET

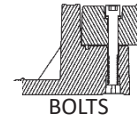
1. FACTORY REP/DISTRIBUTOR _____ MUNICIPALITY/CUSTOMER: _____

2. CLEAR OPENING DIAMETER: ☐ 24" ☐ 30" ☐ 36"

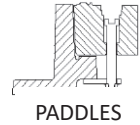


3. FASTENING SYSTEM: ☐ BOLT ☐ PADDLES
PADDLE #: ☐ 2 ☐ 3

Note: Paddle Lock Fastener Not Available for the 36-inch



BOLTS



PADDLES

4. HARDWARE HEAD: ☐ ALLEN  ☐ HEX  ☐ PENTA  ☐ SECURITY 

5. BRAND: ☐ CAP ONE® ☐ CAP ALERT® ☐ CAP STONE® ☐ CAP RF®

6. TOP ARCH TEXT: 

- | | | |
|--|--------------------------------------|---|
| <input type="checkbox"/> "CAP ONE" | <input type="checkbox"/> "CAP ALERT" | <input type="checkbox"/> "CONFINED SPACE PERMIT REQUIRED" |
| <input type="checkbox"/> "CAP RF" | <input type="checkbox"/> "CAP STONE" | <input type="checkbox"/> "DANGER PERMIT REQUIRED" |
| <input type="checkbox"/> "UTILITIES DEPT." | <input type="checkbox"/> "CITY OF" | <input type="checkbox"/> "CONFINED SPACE DO NOT ENTER" |
| <input type="checkbox"/> "WATER UTILITIES" | <input type="checkbox"/> BLANK | |
| <input type="checkbox"/> CUSTOM | | |

7. CENTER CIRCLE TEXT/GRAPHIC: 

- | | | |
|-----------------------------------|--|---|
| <input type="checkbox"/> CAP LOGO | | |
| <input type="checkbox"/> "S" | <input type="checkbox"/> DIAMOND TREAD | <input type="checkbox"/> "SANITARY SEWER" |
| <input type="checkbox"/> BLANK | <input type="checkbox"/> "D" | <input type="checkbox"/> "SEWER" |
| <input type="checkbox"/> CUSTOM | | |

8. BOTTOM ARCH TEXT: 

- | | | |
|---|--|--|
| <input type="checkbox"/> "SANITARY SEWER" | <input type="checkbox"/> "WATER SYSTEM" | <input type="checkbox"/> "SANITARY SEWER 2023" |
| <input type="checkbox"/> "ELECTRIC" | <input type="checkbox"/> "WATER" | <input type="checkbox"/> "ARV" |
| <input type="checkbox"/> "WASTEWATER" | <input type="checkbox"/> "STORM" | <input type="checkbox"/> "CONFINED SPACE DO NOT ENTER" |
| <input type="checkbox"/> "INTERCEPTOR" | <input type="checkbox"/> "GREASE TRAP" | <input type="checkbox"/> "DO NOT ENTER" |
| <input type="checkbox"/> "SEWER" | <input type="checkbox"/> "JUSTCAPTHAT.COM" | <input type="checkbox"/> BLANK |
| <input type="checkbox"/> CUSTOM | | |

OPTIONAL

A. THREADED ATTACHMENTS: ☐ 1 ☐ 2 ☐ 3 ☐ 4

B. VENTS: ☐ 1 ☐ 2 ☐ 3 ☐ 4 SPECIAL VENT HOLE DIAMETER: _____

C. INFI-SHIELD: ☐ 34" O.D. ☐ 39" O.D. ☐ 48" O.D. ☐ 12" ☐ 16"