



THE WATERS
Spring 2019

The Waters Team

Jennifer Atkins,
General Manager

Jen Akridge,
Assembly Manager

Jessie Cocking,
Assembly Administrator

Rachael Quinn,
Accountant

Bradley Cromer,
Site Superintendent

Quarterly Quote

*“Never be limited by
other people’s limited
imagination.”*

Dr. Mae Jemison

THE WATERS LEDGER

A PUBLICATION OF THE WATERS ASSEMBLY

GRAB YOUR LAWN CHAIRS AND FRIENDS!

MUSIC

AT THE WATERS

*Live Music at
Town Square!*

in May
4-6PM

MAY 5

**BRETT
BURCHAM**

MAY 12

**JASON
GIVENS**

MAY 19

**LAUREL TAYLOR &
JAMES KEITH
POSEY**

MAY 26

**GYPSY
CORNBREAD**

201 Waters View Drive
Pike Road, AL 36064
334.272.3200 • TheWatersAL.com



FREE NOTARY SERVICE

at The Waters Assembly Office
No Charge to The Waters residents
By Appointment Only

The Waters

2239 Marler Road
Pike Road, AL 36064-3843
(334) 272-3200

TheAssembly@TheWatersAL.com

Spring is in the air. This is the perfect time of year to enjoy living at The Waters. Swimming, tennis, boating, fishing, soccer, bocce ball.....the list goes on and on. Next time you drive in to the community, take a few moments to enjoy the ride and reflect on all that The Waters offers neighbors. #pikeroadparadise.

Note from the Assembly Manager

The neighborhood event calendar is filling up with events throughout the Spring and Summer. The Music in May event will be back again this year featuring local musical artists each Sunday. The Waters' Kids' Club kicks into action this month with events scheduled through August. In addition, Habitat for Humanity and New Waters Realty will host a new event featuring food trucks, music and family fun. Check inside this issue of The Waters Ledger for all event details.

The newest development, The Preserve at The Waters, is under construction and will feature one-acre (+/-) lots. If you are interested in learning more about this new section of Welch Cove, please contact Jennifer Atkins at (334) 272-3200. The preliminary plat is available upon request.

As the community grows and more and more families use The Waters amenities, the Association Management team, along with the Neighborhood Representatives, look at existing rules & regulations and determine if adjustments are needed. This happened in 2017-2018 with how the Association tracks/manages private rental properties. The Association enacted rules that allow for better management of how landlord/tenants use the amenities which reduced liability for the Association. This year the Association has focused a lot of effort into establishing a guest policy for pool use. The 4-pool guest per household policy became effective April 1st, 2019. Guest/Non-Resident is anyone not living in the member's household. Extensive research went into determining the new pool guest policy and how different neighborhood associations manage their pools. The Waters pool policy allows for more guests than any other local Association allows. Without any type of guest policy, the pools are subject to overcrowding and abuse at the expense of the neighbors. With this policy, the previous guest pass program is no longer in place. Neighbors are reminded that they are to be with their guests when guests use the amenities.


This newsletter has several articles that reference Spring cleaning - inside and outside. The neighborhood Spruce up Saturday is a great day for scheduling yard work, getting someone to clean home exteriors, paint fences, remove old abandoned items from carports and more. Curb appeal is contagious. Be sure to do your part!

Thank you for choosing to call The Waters' home.

Jen Akridge,
Assembly Manager

*"Spring adds new life and
beauty to all that is."*

Jessica Harrelson



**The pools
are now
open.**

*Everybody, Somebody,
Anybody, Nobody*

This is a story about four people named Everybody, Somebody, Anybody and Nobody. There was an important job to be done and Everybody was sure that Somebody would do it. Anybody could have done it, but Nobody did it.

Somebody got angry about that because it was Everybody's job. Everybody thought Anybody would do it, but Nobody realized that Everybody wouldn't do it. It ended up that Everybody blamed Somebody when Nobody did what Anybody could have done!

We all need to work together to keep The Waters a great place to live!

The Town of Pike Road Meeting Information

Town Council Meetings

The Pike Road Town Council meets the second Monday of every month at 6:00 pm (or immediately after the Planning Commission meeting, but not before 6:00 pm) and the fourth Wednesday of every month at 7:00 am. Meetings are held in the council chamber at Pike Road Town Hall.

Planning Commission Meetings

The Pike Road Planning Commission meets the second Monday of every month at 5:30 pm** Meetings are held in the council chamber at Pike Road Town Hall.

For more information, contact The Town of Pike Road at (334) 272-9883.

*** The Town of Pike Road observes federal holidays. In the case that a town council and/or planning commission meeting falls on one of these holidays, the meeting(s) will be moved to the following business day. ***

“No winter lasts forever; no spring skips its turn.”

Hal Borland



Thank you for your donation to the Montgomery Area Food Bank. The residents of The Waters donated 187 pounds of food at the annual Food Drive. Because of your compassion, lives have been enriched and brightened with hope.



Feeding Hope
Across
Alabama

The Waters 2018-2019 Neighborhood Representatives

The Neighborhood Representatives serve as a liaison between the Members of the Association in their neighborhoods and the Officers and Directors of the Association. If you have any questions, concerns, or ideas about your neighborhood, please contact your Neighborhood Representative via email or telephone. Thank you to the neighbors listed below for volunteering your time.

Neighborhood A - Barbara Fitzgerald

Cell: (334) 315-2956
Email Address: giftoflovebasket@aol.com

Neighborhood B - Jeff Rosser

Cell: (334) 549-4953
Email Address: jeffrosser@allenrosser.com

Neighborhood C - Kent Speigner

Cell: (334) 541-9992
Email Address: kentspeigner@yahoo.com

Neighborhood D - Coleen Coles

Cell: (334) 430-7777
Email Address: cpcoles48@gmail.com

Neighborhood E - Scott Tatum

Cell: (334) 322-1810
Email Address: 147scott.t@gmail.com

Neighborhood F -

Contact the Information Center


Office: (334) 272-3200

Email Address:

TheAssembly@TheWatersAL.com

Neighborhood G - Jessica Carson

Cell: (404) 202-0741
Email Address: jessicaltyrell@gmail.com



Lions Club Recycle Eyeglasses

Usable Glasses Give New Life

Refractive errors can be easily corrected with eyeglasses, yet millions living in low and middle-income countries lack access to basic eye care services. Lions have recognized the urgent need for corrective lenses and collect usable glasses in their communities to support the Lions Recycle for Sight Program.

A glasses donation box is located at The Waters Sales and Information Center at 2239 Marler Road. Please bring all your old glasses Monday-Friday from 8:00 am to 5:00 pm.

Parents' Checklist for Fishing Safely with Young Anglers

When you go fishing with kids, you need more than fishing gear. Remember to bring along the right attitude and the right stuff for safety.

Hooked on Fishing International has developed a guide for adults who supervise young anglers.

- ✓ Everyone should wear a hat and either glasses or sunglasses (preferably polarized sunglasses).
- ✓ Establish rules such as: No running. Keep your shoes on. Point your rod towards the sky when walking. Look around for people and obstructions before you cast.
- ✓ Anglers should learn the overhead cast first. The overhead cast teaches proper technique and is safer than side casts.
- ✓ Set up a buddy system. The youngest anglers need an adult "buddy" and constant supervision.
- ✓ Make sure each young angler, swimmers and non-swimmers alike, wears a personal flotation device at all times—on the boat, on the dock, or on the shore.
- ✓ Bring a long-handled fish net, not just for netting fish, but in case it is needed to reach out to someone in the water. It will also retrieve trash or valuables from the water.
- ✓ Take a first aid kit with medical supplies to deal with cuts and scrapes, bruises and bumps, bites and boo-boos.
- ✓ Plan for cold drink breaks. Summer temperatures can get pretty warm, so bring lots of cool water and other healthy drinks and make sure the young anglers drink fluids often to prevent dehydration or even heat stroke. Liquids are important in the winter also.
- ✓ Sunscreen is a necessity. The ultraviolet (UV) light of the sun can do a lot of damage to skin, eyes and lips. Outfit young anglers with proper sunglasses, a billed cap, and clothing appropriate to the climate and sun conditions. Avoid fishing in the middle of the day. Cover face, neck, ears, the back of hands, and all other exposed skin with a sun protection factor of 15 or higher.
- ✓ Stay away from snakes. Most snakes are harmless, but most of the people that have been bitten were trying to catch or kill the snake.
- ✓ Ward off pests with insect repellent. Mosquitoes, ticks, bees and other insects not only sting, they can carry diseases.

Always remember that safety comes first. Look for trouble before it finds you. If it finds you anyway, you will be prepared to deal with it.

Source: OutdoorAlabama.com

This
Newsletter
is sponsored by





We are excited to announce that The Waters Neighborhood Watch Program is now officially in place. Thank you for those who volunteered to be Watch Captains and for attending the first meeting on March 11th. The Montgomery County Sheriff's office conducted the Watch Captain training and provided safety tips. The #1 message from the Montgomery County Sheriff's office is "If you see something, say something." Call 911 to report suspicious activities and contact the HOA (after you call 911) so that the parties can all work together to determine if there is something of concern. The HOA will inform the Watch Captains and insure all parties are kept updated.



Watermelon - Lime slushie

Ingredients: for 2 servings

- 1 cup watermelon, cubed
- 1 lime, juiced
- ½ cup water
- 2 cups ice

Preparation:

- Pour all ingredients into a blender and blend until smooth.
- Garnish with a slice of lime.
- Enjoy!

Source: tasty.com

The Waters Directory

The Waters Directory Spring 2019 update is complete. A copy of the directory was emailed to the residents in a Neighborhood Update. In the email was also a form for the residents that were not listed if they would like to be in the next update. If you would like a copy of the directory or to be listed in the directory please contact The Waters Assembly at (334) 272-3200 or TheAssembly@TheWatersAL.com.

Tips for cleaning your dryer vent

How often? Dryer exhaust vents should be inspected and cleaned at least once a year depending on the size of the household and dryer usage.

Why? Dryer vents accumulate highly flammable lint, and failure to clean out lint is the leading cause of dryer fires. According to the National Fire Protection Agency, over 15,000 dryer fires occurred in the U.S. in 2010. A plugged dryer vent can also burn out the heating element.

When? A telltale sign that the dryer vent needs cleaning is that clothes take longer and longer to dry. Another indication of poor or obstructed venting is that the dryer's external cabinet or it's control area is hotter than usual. If that happens, disconnect the dryer and check the vent.

How? Visually inspect the outside vent opening and remove any obstructions — usually these are animal nests. Vents at ground level are perfect for rodent nests (chipmunks, squirrels and rats). Upper level vents are more attractive to birds. Next, tackle the lint. There are several options for removing lint build-up.

- A flexible brush with an extendible wand grabs the lint for easy removal (from \$17-34 at home improvement stores).
- An air compressor blows it out.
- A combination vacuum cleaner and brush sucks it out. (Just make sure the vacuum hose is long enough.)

Whichever method you use, it's important to remove the lint throughout the entire length of the vent.

After removing the lint from the vent, remove it also from the area behind the dryer—the floor, under the dryer and the back of the cabinet.

Does all this sound too complicated? Consider hiring a pro to do it. The average professional dryer cleaning runs \$89-\$179.

Source: today.com

Safety Tips from the Pike Road Fire Department

Check smoke detectors once a month and change the batteries at least twice a year. Smoke detectors warn you of fire in time to let you escape. Smoke detectors should be installed in each sleeping area and on each level of the home including basements.

Check carbon monoxide detectors once a month and change the batteries at least twice a year. One or two detectors should be installed in the home. This is extremely critical if you have gas appliances in the home.

Pikeroadfire.com



POOL AND BEACH RULES AND REGULATIONS

1. In case of an emergency call 911.
2. Access to the pool area is by use of a Resident Card only.
3. Members may have no more than four (4) guests per household at any one time.
4. Members, their families and guests shall use the pool AT THEIR OWN RISK. Members understand that THERE IS NO LIFEGUARD AT THE POOL.
5. All guests must be accompanied by a Member. All Members must have their Resident Card with them when using the pool and must present to Management Team or authorized representative, if asked.
6. Swimming is allowed from sunrise to 9:00 pm. SWIM AT YOUR OWN RISK.
7. No diving.
8. No running, pushing, foul language, boisterous behavior, or general rough-housing permitted in or around the pool.
9. No loud music allowed. Electronics may be used as long as they do not cause a disturbance to others.
10. Minors under the age of 14 must be accompanied by a responsible adult. Minors under the age of 7 require the presence of a parent or guardian. Non-swimmers of any age must not enter the deep area.
11. Persons with contagious or infectious health conditions are not permitted in or around the pool.
12. Pets or animals are not allowed, except for guide dogs for the physically impaired.
13. No glass containers/articles, sharp metal objects or hazardous objects are permitted in/or around the pool.
14. Gum and tobacco are not allowed in/or around the pool.
15. No smoking in/or around the pool or pool deck or pavilion. Violators will be asked to leave and may cause the loss of pool privileges.
16. Food and drink are allowed but cannot be taken within five (5) feet of the pool or lake. No food or drinks in the pool. All litter must be properly disposed of.
17. Shower before entering the pool. All sand should be washed off in the foot-wash station before entering the pool.
18. Street clothes and shoes are not allowed in the water.
19. Swim diapers must be used on all toddlers at the pool.
20. DO NOT move furniture from the pool deck. Return all pool furniture to a neat and orderly arrangement after use.
21. All trash should be placed in trash receptacles.
22. All toys, play equipment, flotation devices, personal items, etc., should be taken with Member. The Waters is not responsible for any lost or missing items.
23. Members should close all umbrellas upon departure to prevent damage to umbrellas.
24. Management reserves the right to adjust or add any rules as needed without notice.

The Waters Management has the right to ask any party to leave for non-compliance with the above rules. Failure to adhere to these rules may cause the loss of pool privileges.

GARBAGE SERVICE

If you are having issues with your garbage service, please contact AMWASTE, the service provider and the Town of Pike Road, as the contract for garbage service is with the town and service agreements are with each resident and AMWASTE.

If you see the AMWASTE garbage trucks causing damage to The Waters property, please contact AMWASTE, The Town of Pike Road and let the HOA know so that we can all voice concerns about the damage.

AMWASTE contact information:

(334) 625-1700; customer

care@amwaste.net.;

Town of Pike Road (334) 272-9883.

Are you considering a home improvement project?

All exterior property modifications or improvements require review and approval by the Architectural Review Board (ARB) before work begins. ARB application forms are found online by visiting the "forms and documents" section of the HOA website, located at TheWatersAssembly.com. To allow sufficient lead-time to schedule work with your contractor, please factor the review period into your improvement project planning.

"For Sale" and "For Rent" Signage

Are you planning to rent or sell your home? It is important that all signs meet The Waters signage specifications. Homeowners can obtain a copy of the sign specifications at The Waters Information Center, Monday – Friday 8:00 am – 5:00 pm or by requesting the information by phone or email (334) 272-3200 or TheAssembly@TheWatersAL.com.

Do you have a Waters Resident Card to access the amenities?

If you are new to The Waters and do not have a resident card, please make arrangements to attend the New Resident Orientation at the Information Center on Tuesdays at 4:00 pm and Thursdays at 9:00 am. Please call (334) 272-3200 to reserve your spot.

Homeowners who have resident cards must continue to pay homeowners' dues in a timely manner to keep the cards active. Only homeowners/renters with valid cards have access to The Waters amenities. The keycard system provides

added security to the amenities while providing a log of when each homeowner enters and exits the amenities. If you lose a resident card, please report the lost card to the Information Center as soon as possible so that the card is deactivated. Lost resident cards turned in to the Information Center are deactivated to insure that someone other than the Member who was assigned the card does not utilize the it. Replacement cards are available at a cost of \$10.00 per card (check or PayPal payment only).

It's Spring Planting Time

Plant four rows of peas: preparedness, promptness, perseverance and politeness.

Next, Plant three rows of squash: squash gossip, squash criticism, and squash indifference.

Then, Plant five rows of lettuce: let us be faithful, let us be loyal, let us be unselfish, let us love one another, and let us be truthful.

NO GARDEN is complete with out turnips: turn up with a smile, turn up with a new idea, and turn up with real determination.

SLOW DOWN

It is something that we all probably have done - drive a little faster than the posted speed limit sign. It is late, you are in a hurry, you have something on your mind and don't really realize how fast you are going, or you have a fast tempo song on the radio and you start driving a little faster to match the music and suddenly you are speeding.

However, there are many dangers to speeding. Colliding with another vehicle is not the only risk that exists. There is constant activity throughout the neighborhood, children on their bicycles, walkers and joggers.

So slow down!! Please be cautious and respectful and drive the 18 mph speed limit.



Dixie Construction

334-568-9044

Zachary Bell

- Electrical
- Home Maintenance
- Painting
- Pressure Washing
- Plumbing
- Appliance Installation
- Remodeling
- 24/7 Service Calls in The Waters

Important Notices

- **Private Drives:** The Homeowners Association for The Ridge at The Waters reached out to the HOA and asked that we please let neighbors know that both Waters Lane and Cameron Oaks Drive are private streets and use is restricted for only residents and guests of The Ridge. Neither of the roads are owned by The Waters and The Waters has no responsibility for maintenance of the roadways.
- **Rentals:** Bylaw amendments dealing with use of amenities and other Association property by tenants or renters went into effect January 1, 2018. A member who rents all or any portion of their property must notify The Waters Assembly. An assessment or amenity fee is imposed accordingly depending on the length and type of rental. Please be sure to register your tenants and complete proper paperwork so that their ability to enjoy the amenities is not cut short because they do not have the proper credentials.
- **Does your home have address numbers on the front and back?** If your home does not have an address that is appropriately marked, it can delay the response of first responders and make it difficult for packages to be delivered to your home. It is also recommended that numbers be added to the rear of every home, if the home is served by an alley. In the event emergency personnel have to access a home from the alley, the first responders will be able to easily locate the home if address numbers are posted.
- **Be Responsible – Scoop the Poop:** It is important to remember to clean up immediately after your pet. Take along a baggie to pick up waste with and then dispose of it properly. By taking a few simple steps to clean up after your pet, you can contribute not only to the beautification of our community, but also towards the elimination of one of the most irritating nuisances in The Waters. Thank you for your cooperation!
- **Golf Cart:** In the event your golf cart dies/breaks down and must be left unattended, please call The Assembly staff at 334-272-3200 to report the situation. Unregistered golf carts left unattended for 24 hours will be towed, at the golf cart owners' expense. Any golf cart driven on The Waters property must be registered with The Waters Assembly.
- **Montgomery County Clean Up Day:** The Last Saturday of every month from 10 am-2 pm is a Montgomery County Clean Up Day. The Pike Road drop off locations are the Pike Road High School (previously the Georgia Washington Junior High) and the County Lot Office on Meriwether Road across from The Feed Lot. For a complete list of rules and accepted items, call (334) 832-1210. Thank you for all you do to keep our hometown beautiful!
- **No Gas Motors:** Use of any gas-powered golf cart, ATV or boat motor is strictly prohibited at The Waters. All golf carts must be electric. All boats used in the lake must use a trolling motor. All golf carts and boats used on The Waters property must be registered with The Waters Assembly. Please contact the HOA (334) 272-3200 for more information.
- **Trashcans:** Trashcans must be out of sight when not in use on collection day. It is important that all cans be removed from roadways as soon as possible, after collection.

Community Classifieds 2019

Want to offer a service to other Waters residents such as babysitting services or yard maintenance? Want to sell something? Want to buy something? If so, call the Information Center to add your listing to The Waters Classifieds. The cost for each listing is only \$10 per newsletter. A listing may contain no more than 35 words / numbers. All listings and payments must be submitted to the Information Center no later than the 1st of the months March, June, September, and December. The Waters Management, at its discretion, can deny listings by homeowners with delinquent accounts or listings with questionable content. (Payments must be made by check to The Waters Assembly and checks must be from a Waters resident.)

Allstate Insurance; Norris Agency – We specialize in Auto, Home, Business and Life insurance. When was the last time you had an insurance review? What's better than doing business with Neighbors. 55 Bridge Street. Contact Shane Norris at (334) 777-2152 or email shanenorris@allstate.com.

Montz Jewelers – Provides custom jewelry designs, jewelry repair, ring sizing and jewelry sales. Contact Randy Montz at (334) 279-8616 or (334) 549-2650 for appointments. All work is guaranteed!

The Chapel Hill Loft – Need an extra bedroom for out of town guests or relatives? Don't add on, just rent our loft. It is much cheaper. - Fully furnished kitchen, queen bed, washer/dryer, cable and internet. Visit: www.vrbo.com/307240 - Dale and Rita Entrekin (334) 277-5405.

Pike Road Print Shop – Photo and Sign Printing, for more information contact Neal Pate with Pike Road Print Shop at (334) 549-1600 or email neal@pikeroadprintshop.com.

You can advertise in The Waters Ledger!

If you are interested in advertising in The Waters Ledger Newsletter, please contact the Information Center at (334) 272-3200 or send an email to TheWatersAssembly@TheWatersAL.com.



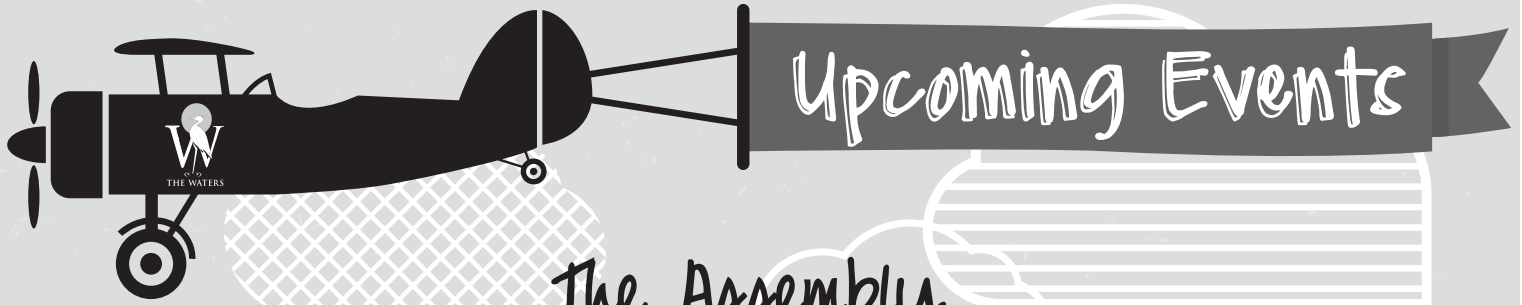
Report First, Post Second

For many people reporting suspicious or unusual activity on Facebook has become the norm. We've heard reports of residents posting things like, "Someone was swimming in the pool after it closed tonight." and "I saw a car full of kids fly out of the neighborhood this morning and they almost ran me off the road. How can we stop this?" We commend you on letting your neighbors know of suspicious or unusual activity. However, it does nothing to deter or prevent the activity if the proper parties are not informed. In order to help curb and deter those bad doers, always report first to the Sheriff's office (if necessary), then to the Homeowners Association (HOA) and then, if it is something that you need to let neighbors know about you go to Facebook. It would be good to indicate that you already called the Sheriff and/or notified the HOA when you post in a Facebook group. It will help set a precedent to other neighbors when they read your post! Let's all work together to keep our community the wonderful place it is.

DUES ARE DUE

APRIL 1ST

**DUES ARE CONSIDERED LATE
AFTER THE 15TH**



The Assembly

Easter Egg Hunt • April 13th

The Waters Easter Egg Hunt Saturday, April 13th, at 10:00 am in the Town Square.

Spruce Up Saturday • April 27th

Now is a great time to spring clean in conjunction with Pike Road Spring Clean-Up.

Froggy Bottom Materials is bringing the pine straw to you. Straw trailer will be on-site near the tennis courts. More information to follow through the neighborhood update email.

Flips & Food Trucks • Sunday, April 28th

Come to Town Square from 12:00 – 4:00 pm at The Waters' for furniture flips, food trucks and lots of FUN – all benefiting Montgomery Habitat For Humanity! The Waters is holding a version of a "Flea Market Flip"! Local designers and DIYers alike will grab supplies from the Montgomery Habitat ReStore and 'flip' them into one of a kind pieces available during the day-of silent auction. While browsing the silent auction, grab lunch or a snack from one of the local food trucks, or snag a front row seat at The Square and enjoy the live music!

Music in May • Every Sunday in May

It is time for Music in May at The Waters! Grab your lawn chairs & coolers and invite your friends - Every Sunday in May from 4:00 – 6:00 pm there will be Live Music at The Waters' Town Square. H2O Café, Market & General store will be open Sundays in May (including Mother's Day) to support Music in May from 11:00 am to 6:30 pm.

May 5th – Brett Burcham

May 12th – Jason Givens (Mother's Day)

May 19th – Laurel Taylor and James Keith Posey

May 26th – Gypsy Cornbread

Popsicles at the Pool • Friday, May 24th

Don't miss the Kid's Club Popsicles by the Pool event on Friday, May 24th, at noon. There will be popsicles at both pools. Enjoy a refreshing treat and stay cool at the pool!

Sunset Sundae • Thursday, May 30th • Kids Club Event 6:00 pm

Swing by Town Square for a Sundae at Sunset. A new Kid's Club Event.

Hot Dog School is Out • Thursday, June 6th

Celebrate summer with Hot Dog School is Out at The Waters. The fun begins at 5:30 pm the Blue Heron Pool Club (Welch Cove). Enjoy hot dogs and chips. Sponsored by Wayne's Environmental.

Pizza Night • Tuesday, June 18th 6:00 pm at The Waters Office

Don't miss the Kid's Club Pizza Night! Stop by The Waters Office and grab a slice of pizza.

Art in the Park • Thursday, June 20th 3:00 pm at Dawson Creek Park

Please, join us for Kid's Club Art in the Park. It will be at Dawson Creek playground. Hope to see you there!

Neighbor to Neighbor

Crawfish Boil • May 18th 11:00 am – 6:00 pm.

8th Annual Crawfish Boil

Supporting Pike Road School's Arts and Athletics programs

Three Bands, Crawfish - Thousands of pounds, Hamburgers, Hotdogs, BBQ and other treats for the kids, Bring your tents, Chairs, and coolers! Kid and Family Friendly, Food, Fun, and Family Friendly Outdoors Fun!

For more information, please visit Eventbrite.com and enter Pike Road Crawfish Boil.

PAID ADVERTISEMENT

PAID ADVERTISEMENT

GOLF CARTS & ACCESSORIES

On Site Service & Sales

Batteries, Tires, Brakes, Lift Kits, Rear Seats, & More

Ask about our monthly maintenance plan, all you have to do is get in and drive and we take care of the rest.



IF YOU CAN DREAM IT, WE CAN BUILD IT!

PAID ADVERTISEMENT



Mike's Tree Service

"Big or small, we cut 'em all!"

Tree trimming, removal,
stump grinding and hauling

(334) 850-8587

Based in Tallassee, servicing

East Central Alabama

24/7 Emergency Service

PAID ADVERTISEMENT

PAID ADVERTISEMENT

PAID ADVERTISEMENT

PAID ADVERTISEMENT


PAID ADVERTISEMENT

First lass LAWNS

*HASSLE-FREE, DEPENDABLE YEAR-ROUND LAWN MAINTENANCE
PROFESSIONAL CREWS WITH BACKGROUND CLEARANCES*

RESIDENTIAL & COMMERCIAL SERVICES INCLUDE:
MOWING • BAGGING • TRIMMING • EDGING • BLOWING
SMALL TREE PRUNING • SHRUB & HEDGE TRIMMING
MULCH/STRAW • SPOT TREATMENT WEEDS
BED MAINTENANCE • AND MORE...

LICENSED & INSURED • RESIDENTIAL & COMMERCIAL



CALL, EMAIL OR VISIT OUR WEBSITE FOR A
FREE ESTIMATE FOR YOUR RESIDENCE OR BUSINESS



855-95LAWNS



FirstKlassLawns@gmail.com
firstklasslawns.com



2019 *Summer Fun*

Saturday
APR 13

**EASTER
EGG HUNT**

10:00 AM • Town Square

Thursday
MAY 24

**POPSICLES
AT THE POOL**

Noon • Both Pools

Thursday
MAY 30

**SUNSET
SUNDAE**

6:00 PM • Town Square

Thursday
JUN 6

**HOT DOG
SCHOOL IS OUT**

5:30 PM
Blue Heron Pool

Tuesday
JUN 18

PIZZA NIGHT

6:00 PM
The Waters Office

Thursday
JUN 20

**ART IN
THE PARK**

3:00 PM
Dawson Creek Park

Thursday
JUL 18

SAND ART
3:00 - 4:00 PM
Lucas Point Pavillion

Friday
JUL 26

**DIVE IN
THEATER**

7:00 PM
Lucas Point Pool

Saturday
AUG 3

**BACK TO
SCHOOL BASH**
11:00 AM - 1:00 PM
Lucas Point Pool



THE WATERS ASSEMBLY PRESENTS

The Waters Easter Egg Hunt

Hop on over and join us for a morning of fun.

APRIL 13 • 10:00 AM

TOWN SQUARE


THREE AGE GROUPS

1-3 • 4-7 • 8-12

Please drop off at least one dozen prize/candy filled eggs at The Waters Information Center (2239 Marler Road) for each child that is participating. The eggs must be received by Thursday, April 11th. Please specify which age group the filled eggs are intended for when dropping them off. Hop on over and have some fun!

HOSTED BY THE

**Easter
Bunny**



How to Spring Clean the Outside of Your Home

Clean Exterior

A pressure washer can make quick work of cleaning the outside of your home, but be careful since the extremely high pressure can damage wood and other softer materials. While scrubbing is not necessary with a pressure washer, adding detergent to the reservoir on the machine serves to loosen stubborn dirt and get the job done faster. Be sure to use a cleaner that is made for pressure washers and intended for the type of surface you are cleaning. Cleaners are available for specific applications such as siding, decks, and masonry surfaces.

If mold or mildew is present, a mixture of 1 part bleach to 4 parts water can be effective on mold on nonporous surfaces. Wear protective clothing and rubber gloves when working with bleach or other harmful chemicals, and cover or wet down any plants or grass with water before applying. Allow the bleach mixture to remain on for 10 – 15 minutes, and then wash it off with a hose or pressure washer.

Clean Deck

Wood decks take a lot of abuse from the elements, and they need a good cleaning from time to time to look their best.

1. Start by applying a specially formulated deck cleaner in a pump up sprayer.
2. Once it has had time to work, clean the deck with a pressure washer—being careful not to damage the wood—or a long handled scrub brush.
3. Rinse the deck, and allow it to dry.
4. If refinishing is needed, apply a sealer or stain with a pump up sprayer, going over it with a brush to smooth it out.
5. Allow the sealer to dry thoroughly before using the deck.

Clean and Repair Screens

Window screens can be cleaned by soaking them in a child's wading pool filled with soapy water, followed by a gentle scrubbing with a soft scrub brush on a flat surface. As a final step, rinse the screen with a garden hose using a fine spray setting to keep from damaging the screen.

To repair small holes in screens, flatten the fibers out and brush on several coats of clear fingernail polish for a seamless repair. Large tears or holes are best fixed by removing the rubber spline from the screen frame and installing a new piece of screen using a screen spline roller tool.

Clean Windows

Spring pollen and dirt can work a number on your windows, so take the time to wash them down and clean them once the pollen has settled.

Work in the shade to keep the cleaner from drying out too quickly.

A 50/50 mix of white vinegar and water makes a great natural window cleaner.

Use crumpled up newspaper, rather than paper towels, to clean and dry your windows.

Source: <https://www.todayshomeowner.com>

Dues Are Due

You should have received your 2019 Coupon Book for The Waters Assembly (Homeowners' Association) Annual Dues. Payments are due on or before the 15th of the beginning month of each quarter (January, April, July and October). **If you do not have a coupon to include with your payment, please write the Lot number and Address on your check.** If you do not have a coupon book, please contact Rachael Quinn at (334) 272-3200 or email rachael@thewatersal.com.

To better serve members of The Assembly, there are several payment options: (1) Checks can be mailed to **The Waters Assembly c/o Rachael Quinn, 2239 Marler Road, Pike Road, AL 36064.** (Please keep your cancelled check as your receipt for payment.) (2) Checks will be accepted at the Information Center during office hours Monday - Friday 8:00 am - 5:00 pm or by use of the after hours drop box. (The Assembly does not accept cash.) (3) Payment can be made by debit/credit card through a PayPal Card reader. This payment option includes a 3.5% convenience fee. (4) Send in a payment to the Lockbox (address is on coupon). (5) Sign up for ACH recurring payments. There is a one-time \$25 set up fee. It's convenient and your payment is always on time (even if you're out of town). ACH forms are available on The Assembly website www.TheWatersAssembly.com and at the Information Center.

The Assembly is enforcing all rights and remedies allowed for the collection of delinquent dues. Finance charges will be assessed on all delinquent accounts. To avoid finance charges, attorney's fees and other collection enforcements, dues should be paid in a timely manner. If you have any questions regarding Assembly dues, please contact Jen Akridge or Rachael Quinn at (334) 272-3200.



Important Numbers

• Emergency	911
• The Waters Sales & Information Center	(334) 272-3200
• Montgomery Sheriff's Non-Emergency.....	(334) 832-4980, then press # 1
• Game Warden.....	(800) 272-4263
• Montgomery County Humane Society	(334) 409-0622
• Alabama Power Service Interruption.....	(800) 888-2726
• Dixie Electric Service Interruption	(888) 349-4332
• AMWASTE.....	(334) 625-1700
• Town of Pike Road – Town Hall	(334) 272-9883
• Pike Road School	(334) 420-5310
• Montgomery Waters Works.....	(334) 206-1600
• Alabama Waste Water.....	(888) 423-3687
• Southeast Gas	(800) 660-8683
• WOW – The Waters Contact – Mike Miller	(334) 491-8000

Clean Your House in 19 Minutes!

Get speed cleaning down to a science. Simply incorporate this 19-minute method into your morning routine and you'll have a tidy house all day, every day. Best of all, it means you can put your feet up sooner rather than later. Here's a handy checklist you can use:

KITCHEN: 4 1/2 MINUTES

Wipe down the sink after doing the dishes or loading the dishwasher (30 seconds).
Wipe down the stove top (one minute).
Wipe down the counters (one minute).

Sweep, Swiffer, or vacuum the floor (two minutes).

BATHROOM: 2 MINUTES

Wipe out the sink (30 seconds).
Wipe the toilet seat and rim (15 seconds).
Swoosh the toilet bowl with a brush (15 seconds).
Wipe the mirror and faucet (15 seconds).
Squeegee the shower door (30 seconds).
Spray the entire shower and the curtain liner with shower mist after every use (15 seconds).

BEDROOM: 6 1/2 MINUTES

Make the bed (two minutes).
Fold or hang clothing and put away

jewelry (four minutes).

Straighten out the night-table surface (30 seconds).

LIVING ROOM: 6 MINUTES

Pick up crumbs and dust bunnies with a handheld vacuum (one minute).
Fluff the cushions and fold throws after use (two minutes).
Wipe tabletops and spot-clean cabinets when you see fingerprints (one minute).
Straighten coffee-table books and magazines. Throw out newspapers. Put away CDs and videos (two minutes).

www.helpforibs.com



Lush Lawns

Get the gloriously green, weed-free grass you've always dreamed of. Envirolawn provides a year-round foundation for a lawn you can be proud of.

Lawns up to 8,000 square feet qualify.
Lawns in excess of 8,000 square feet will be discounted accordingly.



Pulverize Pests

Bugs are bad, rodents are worse, and they're equally hard to get rid of. We make sure the good times go uninterrupted by nasty, creepy crawly things.

Treatment areas up to 3,000 square feet qualify.
Treatment areas in excess of 3,000 square feet will be discounted accordingly.



Mutilate Mosquitoes

Now you can explore the great outdoors without a swatter. At one time, we simply thought mosquitos were annoying. Now we know the diseases they carry are serious.

Treatment areas up to 3,000 square feet qualify.
Treatment areas in excess of 3,000 square feet will be discounted accordingly.

CALL 866-WAYNES1
ONLINE callwaynes.com

FOR RESIDENTS OF THE WATERS ONLY

All offers expire May 31, 2019. With one year agreement.



“Your versatile washing service”

Under Pressure, LLP is excited to be partnering with The Waters to help maintain its clean and welcoming community. Our business offers free estimates and can handle all of your cleaning needs from:

- **Concrete**
- **Brick**
- **Vinyl**
- **Wood**

Whether you are looking for a full wash or touch up work, give us a call. All inquiries are welcome so if you have any questions feel free to call.

Bradley Williams- 334-819-0932

Daniel Green- 334-399-0491

Email- underpressure.llp@gmail.com

Facebook- Under Pressure LLP



Cindy E. Barganier Interiors

Contact: Cindy Barganier
Phone: (334) 356-3652
Email: cindybarg@knology.net
Website: cindybarganier.com

Century Church Offices

Contact: Jenny Chou
Phone: (334) 801-9080
Email: info@century.church
Website: century.church

Pike Road Dental

Contact: Victoria Wells
Phone: (334) 819-7377
Email: smile@pikeroaddental.com
Website: pikeroaddental.com

The Spot

Contact: Becky Van Gilder
Phone: (334) 324-6303
Website: TheSpotActivityCenter.com

H2O Café & Market

Contact: Paul Freehling/Lois Weissman
Phone: (334) 356-1313
Email: info@H2Ocafemarket.com
Website: H2Ocafemarket.com

AllState Insurance

Contact: Shane Norris
Phone: (334) 777-2152
Email: shanenorris@allstate.com

Life Springs Fitness

Contact: Josh Langham
Phone: (251) 751-3043
Email: lifespringatthewaters@gmail.com
Website: lifespringfitness.net

Kingry Orthodontics, P.C.

Contact: Mark Kingry
Phone: (334) 272-4900
Email: mail@kingryorthodontics.com
Website: kingryorthodontics.com

Re-imagined Furnishings

Contact: Marcie Cornwell
Phone: (334) 315-3114
Email: mjcornwell60@gmail.com

Hole in the Wall Coffee Shop

Contact: Bill Cornwell
Phone: (334) 782-5602
Email: hitwcoffeeshop@gmail.com

The Waters Town Center Business Directory

SCHOOL TRAIL REMINDERS

These are a few reminders when using the school trail:

- The Trail is for use by golf carts, bicycles and pedestrians. No vehicular traffic is allowed on the Trail.
- The Waters Assembly is not responsible for any items left at the school trail.
- Bike Racks are installed at the top and bottom of the hill. If your family chooses to use the bike rack you are encouraged to use a chain/lock. The HOA will not accept responsibility for loss of personal property.
- Golf carts can be parked at the lower parking area on Ring Around Road or parked at the top of the hill. You are encouraged to remove the golf cart keys and any personal property. Again, the HOA will not accept responsibility for loss of personal property.
- Temporary vehicle parking will be available on Ring Around Road in the gravel parking area on Ring Around Road. This parking area is designed for drop off and pick up. Vehicles should not be parked in this area for an extended time.
- Only bicycle and pedestrian traffic are allowed to enter the school property from the Trail.
- The Trail is surrounded by wetland preservation areas, so it is important that everyone stays on the Trail and out of the wetland areas. Please remind your family members of nature's creatures and to be alert and aware when using the Trail.
- The Trail does not have lights so should only be used during daylight.
- If you see anything that needs attention on the Trail, please contact the HOA.

Disclaimer: *Information included in this newsletter is published in good faith and for general information purpose only. The Waters Board and/or staff does not make any warranties about the completeness, reliability and accuracy of this information.*