



THE WATERS
Winter 2020

The Waters Team

Jennifer Atkins,
General Manager

Jen Akridge,
Assembly Manager

Mackenzie Colvin,
Assembly Administrator

Rachael Quinn,
Accountant

Bradley Cromer,
Site Superintendent

Quarterly Quote

*“Welcome, winter,
your late dawns and
chilled breath make
me lazy, but I love
you nonetheless”*

Lerry Guillemets

THE WATERS LEDGER

A PUBLICATION OF THE WATERS ASSEMBLY

THE WATERS ASSEMBLY

9TH ANNUAL Food Drive

BENEFITING THE MONTGOMERY AREA FOOD BANK

FEBRUARY 10-17

WE WILL BE COLLECTING DONATIONS OF
NON-PERISHABLE FOOD AND TOILETRY ITEMS



THEWATERSASSEMBLY.COM • 334.272.3200



FREE NOTARY SERVICE
at The Waters Assembly Office
No Charge to The Waters residents
By Appointment Only

The Waters

2239 Marler Road
Pike Road, AL 36064-3843
(334) 272-3200

TheAssembly@TheWatersAL.com

Happy New Year! 2020 is going to be a great year! We have a lot of exciting events scheduled throughout the year. Be sure and mark your calendars for the S'mores at The Square on Tuesday, January 28th from 5:45 – 6:45 pm.

Note from the Assembly Manager

I am looking forward to working with the new Neighborhood Representatives this year. I appreciate these volunteers who spend their time to help make this neighborhood the best. The Neighborhood Representatives serve as a liaison between the Members of the Association in their neighborhoods and the Officers and Directors of the Association. There is a list of the Neighborhood Representatives in this newsletter. You can also view the list and a map of the neighborhood designations on the neighborhood (The Waters Assembly) website: TheWaters-Assembly.com.

Residents should have received the 2020 Waters Assembly Coupon Booklet for paying HOA dues. If you have not received your booklet, call the Information Center (334) 272-3200 or send an email to TheAssembly@TheWatersal.com. There are several payment options. Payment can be made direct from the bank (monthly or quarterly) by signing an ACH agreement. There is a minimal one time set up fee of \$25 for this service. Payment is available by debit or credit card using Paypal invoice system and paying a convenience fee of 3.5%. Payments can also be mailed or hand delivered to the Information Center. Payments are due the 1st of every quarter (January, April, July and October) and are late if paid after the 15th.

It is exciting to watch the new home construction throughout the neighborhood and are excited to welcome all our new residents. If you would like to stay in the know, sign up for our weekly emails at <http://bit.ly/TheWatersAssembly.com>.

*Jen Akridge,
Assembly Manager*

ACCUMULATE OF REFUSE

No lumber, metals, bulk materials, refuse or trash shall be kept, stored or allowed to accumulate on any part of the Property, except building materials used during the course of original construction of any approved structure, or reconstruction. If trash or other refuse is to be disposed of by being picked up and carried away on a regular and recurring basis, containers must only be placed in the open on any day that a normal pick up is to be made, at such place on the property to provide access to persons making such pick up. At all other times such containers shall be stored in such manner so that they cannot be seen from adjacent and surrounding property.



AMERICAN FLAG ETIQUETTE

Here are a few basic guidelines to keep in mind based on the U.S. Flag Code:

- Make sure the flag never touches the ground or anything below it.
- Do not display the American flag in inclement weather, unless it's an all-weather flag.
- If you want to fly the flag after sunset, keep it well lit.
- When you hang the flag vertically on a flat surface, make sure the Union (blue section) is on the observer's left.

<https://www.hfotusa.org/basic-guidelines-for-u-s-flag-etiquette/>

The Town of Pike Road Meeting Information

Town Council Meetings

The Pike Road Town Council meets the second Monday of every month at 6:00 pm (or immediately after the Planning Commission meeting, but not before 6:00 pm) and the fourth Wednesday of every month at 7:00 am. Meetings are held in the council chamber at Pike Road Town Hall.

Planning Commission Meetings

The Pike Road Planning Commission meets the second Monday of every month at 5:30 pm. Meetings are held in the council chamber at Pike Road Town Hall.

For more information, contact The Town of Pike Road at (334) 272-9883.

The Town of Pike Road observes federal holidays. In the case that a town council and/or planning commission meeting falls on one of these holidays, the meeting(s) will be moved to the following business day or as announced. For information purposes only, please contact The Town of Pike Road for details.

The Waters Directory

The Waters Directory Winter 2020 update is complete. A copy of the directory was emailed to the residents in a Neighborhood Update email. If you would like a copy of the directory, would like to be listed in the directory, or would like to change the listing, please contact The Waters Assembly at (334) 272-3200 or TheAssembly@TheWatersAL.com.

Fun Winter Activities



- Make a gingerbread house
- Drink hot cocoa
- Sit by a fire
- Read a book
- Tackle a giant puzzle
- Create paper snowflakes
- Make homemade gifts



<https://www.pinterest.com/pin/347199452496474365/?nic=1>

The Waters 2019-2020 Neighborhood Representatives

The Neighborhood Representatives serve as a liaison between the Members of the Association in their neighborhoods and the Officers and Directors of the Association. If you have any questions, concerns, or ideas about your neighborhood, please contact the HOA office or your Neighborhood Representative via email or telephone. Thank you to the neighbors listed below for volunteering your time.

Neighborhood A - Barbara Fitzgerald

Cell: (334) 315-2956
Email Address: giftofllovebasket@aol.com

Neighborhood B - Dale Entrekin

Cell: (334)-303-1640
Email Address: rdentrekin@gmail.com

Neighborhood C - Mike Hughes

Cell: (334) 549-1390
Email Address: mkslhughes@gmail.com

Neighborhood D - Coleen Coles

Cell: (334) 430-7777
Email Address: cpcoles48@gmail.com

Neighborhood E - Scott Tatum

Cell: (334) 322-1810
Email Address: 147scott.t@gmail.com

Neighborhood F -

Contact the Information Center
Office: (334) 272-3200
Email Address: TheAssembly@TheWatersAL.com

Neighborhood G - Jessica Carson

Cell: (404) 202-0741
Email Address: jessicaltyrell@gmail.com

NEIGHBORHOOD REPRESENTATIVES

We look forward to a new year with the Neighborhood Representatives and thank each of you for volunteering your time. Also, a thank you to the outgoing Neighborhood Representatives that served during 2018-2019. Neighborhood Representatives serve a great communication avenue and we hope that you all will work with your Representatives throughout the year to increase communication and help improve The Waters community.

Did you lose something?
Did you find something?

The Waters lost and found is located at the Information Center.

The Waters Wildlife

PROTECT OUR WILDLIFE:

Please leave only your footprints when visiting The Waters lakes. Please refrain from discarding your fishing line in the lake or near the lake's edge to insure no wildlife becomes entangled in the line.

This
Newsletter
is sponsored by



BOCCE RULES

OBJECT

THE OBJECT OF BOCCE IS TO GET AS MANY BOCCI CLOSER TO THE PALLINO THAN YOUR OPPONENTS' CLOSEST BOCCI. THE GAME COMBINES ELEMENTS OF BOWLING, HORSESHOES AND SHUFFLEBOARD.

EQUIPMENT

A BOCCE SET CONSISTS OF NINE BALLS
FOUR BOCCI FOR EACH TEAM
ONE PALLINO BALL



TEAM 1



PALLINO



TEAM 2

TEAMS

EACH TEAM CAN HAVE ONE, TWO, OR FOUR PLAYERS.

GAME PLAY

- AFTER A COIN TOSS, TEAM 1 THROWS THE PALLINO AND ROLLS ITS FIRST BOCCIE AS CLOSE TO THE PALLINO AS POSSIBLE.
- TEAM 2 THEN TRIES TO ROLL A BOCCIE CLOSER TO THE PALLINO THAN TEAM 1.
- TEAM 2 CONTINUES ROLLING UNTIL IT IS CLOSER.
- IF TEAM 2 USES ALL FOUR BOCCI AND FAILS TO GET CLOSER TO THE PALLINO THAN TEAM 1'S STARTING BOCCIE, TEAM 1 ROLLS EACH OF ITS REMAINING BOCCI TRYING TO PLACE THEM CLOSER THAN TEAM 2'S CLOSEST BOCCIE.
- HOWEVER, IF TEAM 2 SUCCEEDS IN PLACING ONE OF ITS BOCCI CLOSER TO THE PALLINO, TEAM 1 MUST THEN ROLL AGAIN TO ATTEMPT TO GET CLOSER.

HOW TO SCORE

- ONLY ONE TEAM IS AWARDED POINTS IN A FRAME FOR EACH BOCCIE CLOSER TO THE PALLINO THAN THE OPPONENTS' CLOSEST BOCCIE.
- A TEAM CAN SCORE UP TO FOUR POINTS PER FRAME.
- IF THE CLOSEST BOCCIE OF EACH TEAM IS EQUAL IN DISTANCE FROM THE PALLINO, NO POINTS ARE AWARDED.
- THE TEAM THAT SCORES IN A FRAME STARTS THE NEXT FRAME BY THROWING OUT THE PALLINO AND PLAYING ITS FIRST BOCCIE.
- **THE FIRST TEAM TO 16 POINTS WINS.**

Has your dog been to the Bark Park lately?!

Or has he been lazy and just laying around the house. Dog parks provide benefits to many dogs and their human companions, providing opportunities for exercise and socialization. Here are why dog parks are an asset to your community.

1. Dog parks are an excellent place to socialize. - Dogs will usually be able to interact with dogs of all shapes, ages, breeds, and size.
2. Dog parks provide physical and mental stimulation. - Off leash exercise is important for active dogs, and dogs who interact and play with each other gets lots of mental stimulation.
3. Dog parks provide learning opportunities for people. - There is no place like a busy dog park to learn the ins and outs of dog behavior.
4. Dog parks provide many benefits to the community. - When people have the opportunity to use dog parks in the neighborhoods, they are less likely to let their dogs run off leash in community parks. - A dog park provides a safe place to play that is free of cars, bicycles, skateboards, and other distractions.

<https://www.labradortraininghq.com/labrador-health-and-care/dog-park-rules-and->



Pet Perfect Ways to be a Good Neighbor

The Waters Assembly receives many calls and emails regarding pets. Below is a list of the most common concerns.

Dogs off leash – Montgomery County requires all dogs to be leashed. Leashes must be used in the areas around the lakes, on the roadways and walking trails and in any open spaces. There have been reports of loose dogs frightening children, running out in front of cars and scaring and injuring the wildlife.

Barking dogs - Dogs that bark or howl constantly disrupt the quiet and make it very unpleasant for neighbors. If you have a howling or frequent barker doggie, please make an effort to keep it from disturbing neighbors.

Scoop the Poop - Please be courteous and take a pooper scooper and bag with you when you walk your pets. No one likes to find a surprise left by a pet when they are walking on the grass or sidewalk.

Catting around – Cats are not required to be leashed but are trespassing when they enter another person's property. Please be courteous to your neighbors and keep the cat at home.

Spring Back

DAYLIGHT SAVINGS TIME STARTS
2:00 A.M. ON SUNDAY, MARCH 8.



GOLF CART SAFETY TIPS

Your guide to staying safe, wherever your golf cart takes you.

Golf carts aren't just for golfing these days. And while it can be a lot of fun to drive, it's important to remember that a golf cart is not a toy, and golf cart safety should be taken seriously. Read on for some important golf cart safety tips to help keep you, and everyone around you, safe.

GOLF CART SAFETY BASICS

Read the owner's manual for important safety information and to get to know your vehicle.

Check your state's laws for driver's license requirements.

Know your cart's vehicle load and seating capacity, and don't exceed it.

Operate a cart from the driver's seat **ONLY**.

Always fully engage the parking brake and remove the key before leaving the vehicle.

WHILE YOU'RE DRIVING

Keep feet, legs, hands, and arms inside vehicle always.

Make sure the direction selector is in the correct position before accelerating.

Always bring the vehicle to a full stop before shifting direction.

Slow down before and during turns.

Check behind you before operating in reverse.

ADAPTING TO YOUR TERRAIN

Use extra care and reduced speed when driving in poor conditions or on poor surfaces.

Avoid extremely rough terrain.

Don't drive fast downhill and avoid steep slopes.

Be aware that sudden stops or change of direction could make you lose control of the vehicle.

<https://www.statefarm.com/simple-insights/auto-and-vehicles/golf-cart-safety-tips>

DRIVER'S MUST BE 14 YEARS OF AGE OR OLDER!

Tips for Improving Your Raised Bed Garden Soil

Wondering how often, or even better yet, how do you improve the soil in raised beds?

Raised beds, in a way, are like large containers. If you deplete the soil nutrients over the course of one or more gardening seasons, you need to rebuild it.

By properly maintaining your soil in the raised beds, you won't need to replace it every few years. In fact, unless your plants bring in a soil-borne disease, you don't need to replace your raised bed soil at all- just continue to maintain it!

Here are some tips to maintain healthy soil:

1. Add Compost

- Spread a couple of inches of compost on the bed, and then cover with mulch. Mulch will protect the soil from harsh winter weather, keeping the nutrients in the raised beds.

2. Use Soil Amendments

- Soil Amendments are mixed with soil to improve soil quality in raised beds. You might want to consider using soil amendments to increase soil's nutrients or change the soil's physical structure

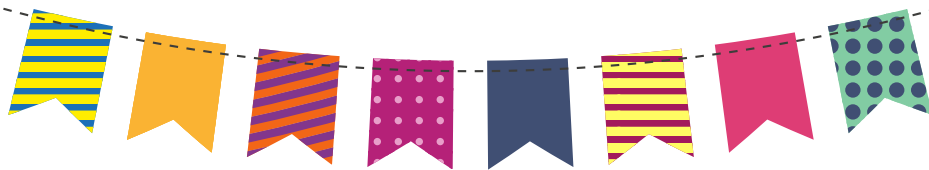
3. Plant a Cover Crop

- Cover crops aerate the soil. The root system will put nutrients deep in the soil to the surface, which will make nutrients readily available when it comes to planting time. A few weeks before planting time, till the cover crop into the soil. This increases organic matter and increasing nutrients.

4. Prepare Raised Beds for Winter

- Leave the roots. Don't pull out the plant! Just cut the plant at the soil surface. The roots will decompose and aerate the soil.
- Spread a few inches of compost over the bed, and cover with mulch. The mulch protects the soil over the winter conditions, while the compost adds nutrients over the winter.

<https://www.cleairgardening.com/5-tips-for-improving-your-raised-bed-garden-soil-2/>



Venue Rental

Do you have a birthday celebration coming up? A wedding? Graduation party? If so, remember you can always reserve a venue here in your neighborhood. It is most important that neighbors contact The Waters Assembly before having events at The Waters rental venues. These rentals are for resident only. In order to reserve a venue a resident must be on good standing, confirm the dates are available with The Assembly Staff, complete a venue rental form, and provide payment for the reservation to be secure. Venue rental documents are available on The Assembly website- www.TheWatersAssembly.com

Winter Bass Fishing Tips

Winter bass fishing can be one of the best times of the year to catch the biggest fish of the season. This time of the year, fish are grouping up in deeper water to prepare to hide out for winter, but even in this cold-water fish still have to feed. With large groups of fish comes competition, no matter what the temperature is. This can be a recipe for a big fish!

3 Lures You Need To Use For Cold Water Bass This Winter

1. **Jigs:** skirted jigs are excellent when it gets cold because their ability to adapt.
2. **Jerkbait:** Their ability to suspend in place allows anglers to perfectly mimic dying baitfish- which is number one on the fish menu.
3. **Spoons:** If you've located group of bass under the boat, there aren't many better ways to catch than with a jiggling spoon.

<https://shopkarls.com/blog/best-lures-catch-cold-water-bass/>

HELLO 2020

The New year is like a blank book, the pen is in your hands, it is your chance to write a beautiful story for yourself!

How to Keep Your Neighborhood Clean

1. Keeping your Home Clean

- One way to beautify your home is to plant flowers around your house to add to the landscape.
- A bed of brightly – colored flowers, or some small bushes, can really enhance natural beauty of your home.
- Be sure to trim branches from bushes and trees if they began to obstruct public walkways and paths.

2. Mow your Lawn

- Help out the neighborhood by keeping your yard neat and trim.
- Use your lawnmower regularly to keep your grass from getting too long, trim sides with an edger.
- Also, involve pulling out weeds and take care of ugly brown patches.

3. Maintain your Sidewalks

- Make sure you clean up any debris and plantings from sidewalks so people can walk easily in front of your home.

4. Pick up Litter


- Litter, trash that people drop all around the ground, does not make the neighborhood look good. It can be harmful to the environment also.
- Please pick up any trash if you see it laying on the ground.

<https://www.wikihow.com/Keep-Your-Neighborhood-Clean>

Calling The Waters Office After Hours

The Waters Information Center is open Monday to Friday 8:00 am – 5:00 pm. In the event of an emergency, The Waters Assembly Management can be reached through the answering service by calling (334) 272-3200.

HOW TO CLEAN YOUR CHIMNEYS



Burning fires in a chimney leads to the accumulation of soot and creosote, a flammable, sticky substance that can cause chimney fires if it's not removed. Here are 4 steps in how to prepare to clean your chimney.

1. Determine whether the chimney needs to be cleaned.

- Chimneys should be cleaned at least once a year and more often if you use your fireplace frequently.
- Take a flashlight and peer inside the chimney flue. Use a pencil or plastic knife to scrape off a bit of the creosote that has accumulated on the side of the chimney. If it's 1/8 inch thick or thicker, it's time for a cleaning.

2. Check the chimney for animals.

- If it has been awhile since the last time you used your chimney, check for critters before you start cleaning. Birds, squirrels, and raccoons like to nest there, especially in the cooler months.

3. Measure your chimney flue.

- To clean your chimney, you'll have to use chimney sized tools. Measure the sides of your chimney from the bottom, through the fireplace.
- Determine the size and shape of the flue. It will be either square or round, 6" or 8."
- Determine the height of the chimney.

4. Buy chimney cleaning supplies.

- Buy the following items in preparation for cleaning the chimney.
 1. A chimney brush, either wire or plastic. Use your chimney's measurements to buy the right size.
 2. Chimney brush extension pipes, to help clean the whole length of the chimney.
 3. A small stiff wire brush.
 4. A plastic tarp or drop cloth for use inside your house.
 5. A ladder.
 6. A broom and dustpan.
 7. A dusk mask and goggles.

5. Dress in appropriate clothing.

- Wear old clothes that you don't mind getting messy with soot. Cover your hair with a bandana. You may want to wear work gloves to protect your hands. Use dust mask and goggles to prevent soot from getting in your mouth and eyes.

6. Prepare your house for cleaning.

- Drape the drop cloth or tarp around your fireplace, extending it out into your living room several feet. Use sheets or tarps to cover furniture with light fabric.

7. Remove the damper from the chimney flue.

- Locate the damper handle inside your chimney, and use the small wire brush to clean it off. Detach it from the chimney and set it aside on the drop cloth, so it will not obstruct the chimney brush as you proceed with chimney cleaning.

THE BENEFITS OF PRESSURE WASHING

Pressure washing has quickly become one of the preferred methods of cleaning a variety of surfaces in both residential, commercial, and business locations. From sidewalks and patios to residential home exteriors. Pressure washing is an excellent way of maintaining or restoring the look of the home.

- Pressure washing is easy for everyone: With pressure washing there is no need to scrub and strain to unsettle stubborn debris. Pressure washing lets you maintain a strong upright posture and direct the force of the water towards unwelcome stains. The setup is very simple, you affix a water hose to the pressure washer unit and either plug it in or add fuel to its power source to begin.
- Pressure washing keeps your family safe: You will find a number of unique contaminants from dirt to mold. Pressure washing blasts those potentially harmful substances away. Also minimizes your family's risk of slips or falls at home. Regular pressure washing treatments are considered part of an overall preventative maintenance effort that can keep your home safe and in shape.
- Pressure washing boost curb appeal: curb appeal allows your home to stand out from other homes. Many of the actions taken to improve curb appeal can be completed faster and more thoroughly using a pressure washer. Boosting curb appeal is often done by shaping up the condition of the driveway and bordering sidewalks or by cleaning unattractive mildew off of home's exterior.
- Pressure washing is easy on the environment: It does not introduce any harmful chemicals into the environment. Pressure washing works by blasting water at a high velocity, and the power of this water stream is often sufficient to lift stains and mildew without the need for harmful chemicals.

<https://www.windowgenie.com/blog/the-benefits-of-pressure-washing.html>

The Chapel at The Waters

If you are interested in renting The Chapel at The Waters for a family function, wedding or other event, please contact Nicole Sherwood at (205) 296-9757 or email her at thechapelatthewaters@gmail.com.



Playground Rules and Regulations

- Play equipment is available during daylight hours and dry weather conditions only. Use of the playground after sundown is prohibited.
- Adult supervision is required at all times.
- Proper footwear and attire is required. No bare feet allowed.
- Children must stay away from water's edge, unless accompanied by an adult.
- No glass containers/ articles, sharp metal objects or hazardous objects are permitted in/or around the playground area.

THE WATERS TRAIL TO EDUCATION

A few things to keep in mind when using the Trail to Education:

- The Trail is for use by golf carts, bicycles, and pedestrians. No vehicular traffic is allowed on the Trail.
- The Waters Assembly is not responsible for any items left at the Trail.
- Bike racks have been installed at the top and bottom of the hill. If your family chooses to use one of the bike racks you are encouraged to use a chain/lock. The Waters Assembly will not accept responsibility for loss of personal property.
- Golf carts can be parked at the lower parking area on Ring Around Road or parked at the top of the hill. You are encouraged to remove the golf cart keys and any personal property. Again, The Waters Assembly will not accept responsibility for loss personal property.
- Temporary vehicle parking will be available on Ring Around Road in the gravel parking area on Ring Around Road. The parking area is designed for drop off and pick up. Vehicles should not be parked in the area for an extended time.
- Only bicycle and pedestrian traffic are allowed to enter the school property from the Trail.
- The Trail is surrounded by wetland preservation areas so it is important that everyone stays on the Trail and out of the wetland areas. Please remind your family members of nature's creatures and ask that they be alert and aware when using the Trail.
- The Trail does not have lights so should only be used during daylight.
- Please leave only your foot prints, bike tracks, or golf cart tracks on the Trail. There should be no disposing of trash on the Trail. Please do not allow your pets to leave their waste on the Trail.

Important Notices

- **Dues are Due:** 1st quarter 2020 HOA dues are due by January 15. You may pay by check, PayPal invoice, ACH, or credit card payment. Please contact The Waters Assembly staff at (334) 272-3200 for additional information regarding these options.
- **Golf Cart:** In the event your golf cart dies/breaks down and must be left unattended, please call the Information Center, (334) 272-3200, to make the office staff aware of the situation. Unregistered golf carts left unattended for 24 hours will be towed. Any golf cart driven on The Waters property must be registered with The Waters Assembly.
- **Parking:** Please let your guests know to park on the appropriate side of the street (signage is posted) and to not park on the grass. Reminder that parking in the street in front of houses shall be limited to temporary parking (less than 24 hours.)
- **Does your home have address numbers?** If your home does not have an address that is appropriately marked, it can delay the response of first responders and make it difficult for packages to be delivered to your home. We also recommend you add numbers to the rear of your home, if you are served by an alley.
- **Shrubs on the Sidewalks and Alleys:** Any plants that encroach on the sidewalks or alleys need to be trimmed back.
- **Mailbox Keys:** There is a \$25.00 key replacement fee to replace and/or re-key all mailbox locks. Replacement keys can be obtained by contacting the Information Center at (334) 272-3200
- **Outdoor Lights:** Please be courteous of your neighbors. If you leave outdoor lights on, please make sure they are not directed toward your neighbors windows. A simple adjustment to the light can direct the beam in a down position as to not disturb a neighbor.
- **Green Spaces:** Please remember do not store or dispose of personal property in the rambles and common green spaces.
- **The Waters Facilities:** In the event you see that any of The Waters grounds or facilities need attention, please contact the Information Center immediately at (334) 272-3200 or email TheAssembly@TheWatersAL.com
- **Boat Usage and Safety Class:** Weather permitting, the Boat Usage and Safety Class will be held the third Thursday of every month. The class begins on the porch of the Lucas Point Mail Center at 4:30 pm. Please call (334) 272-3200 to reserve your spot.
- **Items Left on Sidewalks:** Please do not leave bikes, golf carts, toys, etc on the sidewalks as they are a hazard for pedestrians.
- **Pedaling in the PM:** Please remember that when it is dark outside, vehicles or other pedestrians may not see you! Follow these rules when riding a bike in the dark and remember children should never ride at night!
 1. Each bicycle should have front and rear reflectors, pedal reflectors, and side rim or wheel reflectors. Use front and rear lights to help make your bicycle more noticeable to cars at night. Small battery – operated lamps strapped to your legs also help.
 2. Wear reflective clothing to make yourself more visible to automobile drivers. Wear a reflective vest, reflective bands on arms and legs, and reflector tape on helmet
- **Prohibited Vehicles:** Gas golf carts, four wheelers and other such ATVs are not allowed on The Waters streets or green space.
- **Contact Information:** Has your contact information changed? Please email TheAssembly@TheWatersAL.com or call HOA Management at (334) 272-3200 so that your information can be updated in the HOA database.

Community Classifieds 2020

Want to offer a service to other Waters residents such as babysitting services or yard maintenance? Want to sell something? Want to buy something? If so, call the Information Center to add your listing to The Waters Classifieds. The cost for each listing is only \$10 per newsletter. A listing may contain no more than 35 words / numbers. All listings and payments must be submitted to the Information Center no later than the 1st of the months March, June, September, and December. The Waters Management, at its discretion, can deny listings by homeowners with delinquent accounts or listings with questionable content. (Payments must be made by check to The Waters Assembly and checks must be from a Waters resident.)

Sugar – Specializes in curating on trend, affordable clothing and accessories for women. Our size range is S-Plus. New shipments arrive weekly always offering our customers fresh and stylish options. Contact April Evans (334) 322-7430 Email:shopsugarclothing@gmail.com

The Chapel Hill Loft – Need an extra bedroom for out of town guests or relatives? Don't add on, just rent our loft. It is much cheaper. - Fully furnished kitchen, queen bed, washer/dryer, cable and internet. Visit: www.vrbo.com/307240 - Dale and Rita Entrekin (334) 277-5405.

Trip Planner – I specialize in all Disney travel. Disney World, Disneyland and Disney Cruise Line and Adventures By Disney. I also sell a lot of Sandals and Beaches vacations and trips to Atlantis. See me to make memories happen. Neighbor, Emily Roach- Phone: (334)462-4699. Email: emily@thewdwguru.com

You can advertise in The Waters Ledger!

If you are interested in advertising in The Waters Ledger Newsletter, please contact the Information Center Staff at (334) 272-3200 or send an email to TheAssembly@TheWatersal.com.

PAID ADVERTISEMENT

Special Offer from Premier Cleaning, LLC

50% OFF

YOUR FIRST HOME CLEANING

to the first FIVE residents each month who book an estimate


CALL (334) 300-3435 TODAY!

PAID ADVERTISEMENT

PAID ADVERTISEMENT



- get up to 16 hours of your time back each month
- have a healthier, happier home
- stop having to go behind your cleaning service



PAID ADVERTISEMENT



Upcoming Events

The Assembly

S'mores at the Square

Tuesday, January 28th • 5:45pm-6:45pm

Come down to the fire pit at the square and enjoy making some s'mores around a warm fire! The HOA will have all materials ready for you to make your s'mores. All children will need to have an adult to participate.

9th Annual Neighborhood Food Drive

February 10th-17th

Show Your Love! Food boxes will be located in The Lucas Point Mail Center, The Waters Sales & Information Center (2239 Marler Road) and H2O Café & Market. Your donation will help fill local and regional needs. All homeowners are encouraged to participate and help us to FILL THE FOOD BANK BOXES with non-perishable food and toiletry items. Together, as a community, we can help feed the hungry.

Neighborhood Spring Yard Sale

Saturday, March 7th • 7:00am-noon

The neighborhood yard sale is returning and will be Saturday, March 7th in Town Square. More information to follow.

Neighborhood Blood Drive

Saturday, March 7th • 8:00am-noon

The Life South van will be at Town Square from 8:00 am to noon for those who wish to donate blood. Come and join this cause. Give blood, save a life.

Planting for St. Patty's Day

Tuesday, March 17th • 4:00pm-5:30pm

Planting for St. Patty's Day will be held at Dawson Creek playground. Each child will receive a pot with soil and will be able to plant a seed in the pot, take it home and watch it grow!

Easter Egg Hunt

Saturday, April 4th • 10:00am

Join your neighbors and hop on down to The Waters Assembly Annual Easter Egg Hunt at Town Square. The Easter Bunny looks forward to seeing you there! Please drop off at least one dozen prize/candy filled eggs at The Waters Sales & Information Center (2239 Marler Road) for each child you have participating. The stuffed eggs must be received by the Information Center Staff by Thursday April 2nd. Please specify the age group of your child when you drop off the eggs. Hop on over and have some fun!

PAID ADVERTISEMENT

2020 New Year's Special!

50% off your first Horseback

Riding Lesson at

Seven Oaks Equestrian Center

Located 5 minutes from The Waters, in Pike Road!

Ages 5+ welcome, no experience required, all equipment provided.

For more information and scheduling contact Head Trainer and Barn Manager Annie Aul at 706-773-0336

Or auleventing@gmail.com



107 SEVEN OAKS RD PIKE ROAD, AL

PAID ADVERTISEMENT

PAID ADVERTISEMENT

PAID ADVERTISEMENT

PAID ADVERTISEMENT

WE GO THE EXTRA MILE...



...SO YOU DON'T HAVE TO.

PAID ADVERTISEMENT

PAID ADVERTISEMENT

Kingry
orthodontics, p.c.
G. Mark Kingry, D.M.D.

Now seeing patients in The Waters on the 2nd and 4th Thursdays each month.

mail@kingryorthodontics.com | 31 Bridge Street | 272-4900

PAID ADVERTISEMENT

Dues Are Due

The Waters Assembly (Homeowners' Association) quarterly dues are due on or before the 15th of the beginning month of each quarter (January, April, July and October). **If you do not have a coupon to include with your payment, please write the Lot number and Address on your check.** If you do not have a coupon book, please contact Rachael Quinn at (334) 272-3200 or email rachael@thewatersal.com.

To better serve members of The Assembly, there are several payment options: (1) Checks can be mailed to **The Waters Assembly c/o Rachael Quinn, 2239 Marler Road, Pike Road, AL 36064.** (Please keep your cancelled check as your receipt for payment.) (2) Checks will be accepted at the Information Center during office hours Monday - Friday 8:00 am – 5:00 pm or by use of the after hours drop box. *(The Assembly does not accept cash.)* (3) Payment can be made by debit/credit card through a PayPal card reader or invoice. This payment option includes a 3.5% convenience fee. (4) Send in a payment to the Lockbox (address is on coupon). (5) Sign up for ACH recurring payments. There is a one-time \$25 set up fee. This option is convenient and your payment is always on time (even if you're out of town). ACH forms are available on The Assembly website www.TheWatersAssembly.com and at the Information Center.

The Assembly is enforcing all rights and remedies allowed for the collection of delinquent dues. Finance charges will be assessed on all delinquent accounts. To avoid finance charges, attorney's fees and other collection enforcements, dues should be paid by the 15th of the month in which they are due. If you have any questions regarding Assembly dues, please contact Jen Akridge or Rachael Quinn at (334) 272-3200.



Important Numbers

Emergency.....	911
The Waters Sales & Information Center.....	(334) 272-3200
Montgomery Sheriff's Non-Emergency	(334) 832-4980, then press # 1
Alabama Game Warden.....	(800) 272-4263
Montgomery County Humane Society.....	(334) 409-0622
Alabama Power Service Interruption	(800) 888-2726
Dixie Electric Service Interruption	(888) 349-4332
AMWASTE.....	(334) 625-1700
Town of Pike Road – Town Hall.....	(334) 272-9883
Pike Road School District.....	(334) 420-5301
Montgomery Water Works.....	(334) 206-1600
Alabama Wastewater.....	(888) 423-3687
Southeast Gas	(800) 660-8683
WOW – The Waters Contact – Mike Miller.....	(334) 491-8000
Pike Road Post Office.....	(334) 215-8785

The Waters 2019- 2020 Fishing Guidelines

Catch and Release Guidelines:

- Release all Bass that are 16 inches or larger.
- Release all Crappie.
- Limit the number of bluegill and shellcrackers to 10 per person per day.

Harvest Guidelines:

- Harvest all Bass 15 inches and smaller. Even Bass too small to eat should be taken out of the Lake.
- So please do your part to help remove these Bass.
- Harvest all Catfish when caught. Note: Catfish compete with the bass for the limited food supply so please harvest. Thank you for helping to remove the Catfish.

From Southeastern Pond Management Evaluation of Lake Cameron, 2019.

DUES ARE DUE
January 1st

DUES ARE CONSIDERED LATE AFTER
THE 15TH

TOWN OF PIKE ROAD UPCOMING EVENTS

Poured Art Workshop with Kelly Moore: 1 – 4 p.m. Sunday, Jan. 12

- In partnership with the Pike Road Arts Council, K. Nicole Fine Arts returns to the Pike Road Arts Center (944 Wallahatchie Rd) on Jan. 12 for a Poured Acrylic Paint workshop! Learn to swirl, pour and splash paints to create mesmerizing, abstract pieces from 1-4 p.m. on Sunday, Jan. 12. This event costs \$50 (bring your own supplies) - \$75 (supplies included), and is the perfect way to get creative and learn something new in 2020! Please contact Kelly Moore at 850-258-2145 to register or learn more no later than Jan. 8. All payments can be made to Kelly via PayPal, check or cash. A supply list will be provided as well for those who would like to purchase their own.

Fearless Faces & Figures Art Workshop with Julia Wallace: Jan. 14 – 16 (Session 1) or Feb. 7 – 9 (Session 2)

- Join artist Julia Wallace for 3 days of expressive figure exploration in oil or acrylic on large canvas. All skill levels are welcome, and a full supply list will be provided after registration. Classes will be held at the Pike Road Arts Center (944 Wallahatchie Rd) from 9 a.m. - 4 p.m. daily. Each session costs \$295. The deadline to register for the Jan. 14 - 16 session is January 4, and the deadline to register for the Feb. 7 - 9 session is Jan. 31. Contact the artist at julia@juliawallacefineart.com to register or learn more.

Valentines for Veterans: Feb. 3 – 13 (drop off Monday – Friday, 8 a.m. – 5 p.m. at Town Hall)

- The Valentines for Vets card drive returns this February! Beginning on Feb. 3, 2020, there will be a box available at Town Hall (9575 Vaughn Rd) to accept cards, letters, or notes from anyone who would like to help make Valentine's Day special for local veterans. Handmade or store-bought cards can be dropped off during regular business hours (Monday - Friday from 8 a.m. - 5 p.m.) until noon on February 13, and personalizable cards will be available at Town Hall. The cards will be distributed to the Central Alabama Veterans Health Care System on Valentine's Day

Alabama Arbor Week & Town of Pike Road Seedling Giveaway: Feb. 24-28

- In partnership with the Alabama Forestry Commission, a variety of seedlings will be available for Pike Road residents at Founders Station (4902 Pike Road).

Ag & Stewardship Seminar with Montgomery County Division of Alabama Forestry Commission for Arbor Week: Feb. 28

- Topics will be forestry-related, and seedlings will be available to attendees. The event will be held at Founders Station from 9 – 11 a.m. More details coming soon!



SHANA'S PLACE IS NOT YOUR EVERYDAY KIND OF BUTCHER SHOP!

WE LOVE CUSTOM ORDERS AND WE DELIVER!!

SHANA'S PLACE HAS A LARGE VARIETY OF ITEMS FROM **PRIME!** TOMAHAWKS, RIBEYES, FILET MIGNON, A VARIETY OF BRISKET BURGERS, **PRIME!** PORK RIBEYES, LOCAL GRASS FED BEEF, LOCAL PASTURED PORK, OUR OWN FREE RANGE POULTRY, GOLDEN EGGS, HOG LEGS, OUR VERY OWN VARIETY OF PIMENTO CHEESES, BRATS, CREOLE CRAWFISH CHEESEBALLS, STUFFED MUSHROOMS, A LARGE VARIETY OF QUICHES, AND SO MUCH MORE! WE SPECIALIZE IN HARD TO FIND ITEMS SUCH AS TRI TIPS, CULOTTES, HANGERS, SKIRTS, FLANKS, SHORT RIBS, SPINALIS, BELLIES, NAVEL, DINO RIBS, CHEEK, TONGUE, LAMB, AND DINO EGGS. **THE BEST PART IS WE DELIVER RIGHT TO YOUR DOORSTEP!** WE DELIVER TO THE WATERS/EAST MONTGOMERY COMMUNITY EVERY THURSDAY AFTERNOON! HERE'S HOW IT WORKS: YOU GET THE WEEKLY EMAIL WITH AN UPDATED MENU EVERY WEDNESDAY. JUST GIVE US A CALL AND PLACE YOUR ORDER, WE GATHER IT AND DELIVER IT RIGHT TO YOUR DOOR, **HASSELL FREE**, EASY AND CONVENIENT! YOU CAN ALSO COME SHOP WITH US ANYTIME AT OUR SHOP LOCATED AT 1894 COUNTY ROAD 6, SHORTER, AL 36075 OUR TELEPHONE NUMBERS ARE **334-439-5080 (SHOP) 334-202-9545 (CELL)**, EMAIL: SHANASPLACEMARKET@GMAIL.COM AND YOU CAN SUBSCRIBE TO OUR ONCE WEEKLY UPDATED MENU EMAIL AT SHANASPLACE.COM, DON'T FORGET TO CONFIRM YOUR SUBSCRIPTION VIA YOUR INBOX!



The Waters Town Center Business Directory

The Spot

Contact: Becky Van Gilder
Phone: (334) 324-6303
Website: thespotactivitycenter.com

Life Spring Fitness

Contact: Josh Langham
Phone: (251) 751-3043
Email: lifespringatthewaters@gmail.com
Website: lifespringfitness.net

Re-imagined Furnishings

Contact: Marcie Cornwell
Phone: (334) 315-3114
Email: mjcornwell60@gmail.com

Hole in the Wall Coffee Shop

Contact: Bill Cornwell
Phone: (334) 500-4700
Email: hitwcoffeeshop@gmail.com
Website: holeinthewallcoffeeshop.com

Pike Road Dental

Contact: Dr Victoria Wells
Phone: (334) 819-7377
Email: smile@pikeroaddental.com
Website: pikeroaddental.com

Kingry Orthodontics, P.C.

Contact: Dr Mark Kingry
Phone: (334) 272-4900
Email: mail@kingryorthodontics.com
Website: kingryorthodontics.com

Century Church Offices

Contact: Jenny Chou
Phone: (334) 801-9080
Email: info@century.church
Website: century.church

Allstate Insurance

Contact: Shane Norris
Phone: (334) 777-2152
Email: shanenorris@allstate.com

H2O Café & Market

Contact: Paul Freehling/Lois Weissman
Phone: (334) 356-1313
Email: info@H2Ocafemarket.com
Website: H2Ocafemarket.com

PAID ADVERTISEMENT

GOTHARD WELL DRILLING, INC.

P.O. Box 640117

Pike Road, AL 36064-0117

prestongothard@yahoo.com

(334) 657-0602

PAID ADVERTISEMENT

PAID ADVERTISEMENT

PAID ADVERTISEMENT

Sweet and Salty Dark Chocolate Bark

Ingredients:

- 3 cups dark chocolate chips
- 1 cup freshly popped popcorn
- 1 cup salted pretzels
- 3 tablespoons mini M&Ms
- 2 tablespoons assorted sprinkles
- 1 cup white chocolate chips



Instructions:

1. Line a large baking sheet with parchment paper.
2. Melt the chocolate chips in the microwave, stir until smooth
3. Pour chocolate onto the parchment paper, and using spatula, spread it into an even layer about ¼ inch thick
4. Sprinkle the popcorn, pretzels, M&Ms and sprinkles on top of the chocolate and then place the baking sheet in the refrigerator to chill for 20 minutes until chocolate hardens.
5. Melt the white chocolate in microwave, stir until smooth
6. Drizzle the white chocolate over the chocolate bark then return it to the refrigerator for 10 minutes until firm.
7. Remove the bark from the refrigerator carefully slide in into a cutting board and cut the slices!

<https://www.justataste.com/dark-chocolate-bark-popcorn-pretzels-recipe/>

Disclaimer: Information included in this newsletter is published in good faith and for general information purpose only. The Waters Board and/or staff does not make any warranties about the completeness, reliability and accuracy of this information.