



THE WATERS
Summer 2023

The Waters Team

Jennifer Atkins,
General Manager

Jennifer Akridge,
Assembly Manager

Robyn Barnett,
Assembly Administrator

Rachael Quinn,
Accountant

Bradley Cromer,
Site Superintendent

Quarterly Quote

*“Keep your face to the
sunshine and you will
never see the shadows.”*

– Helen Keller

THE WATERS LEDGER

A PUBLICATION OF THE WATERS ASSEMBLY



SUMMER FUN

JUNE 12
SAND ART
1:00-2:00 PM
LUCAS POINT PAVILION

JUNE 19
SANDCASTLES
AT SUNSET
6:30-7:30 PM
LUCAS POINT BEACH

JUNE 30
PASTRIES WITH
PARENTS
4:00-5:00 PM
INFORMATION CENTER

JULY 12
NANCY'S
ITALIAN ICE
5:30 PM
WHILE SUPPLIES LAST
LUCAS POINT PAVILION


JULY 18
BINGO
1:00-2:30 PM
THE CHAPEL

JULY 28
YOUNG ARTISTS
GALLERY
8:00 AM - 5:00 PM
INFORMATION CENTER

AUGUST 4
DIVE-IN THEATRE
BACK TO SCHOOL BASH
7:00 PM
LUCAS POINT POOL

THEWATERSASSEMBLY.COM | 334.277.5551

The Waters
2239 Marler Road
Pike Road, AL 36064-3843
(334) 277-5551
TheAssembly@TheWatersAL.com



FREE NOTARY SERVICE

at The Waters Assembly Office
No Charge to The Waters residents
Appointment Required

Note from the Assembly Manager

Summer is in full swing and it is hot. When you are out enjoying the pools, please remember a few pool rules and etiquettes. No food and drinks in the pool and rinse before entering the pool. The sand is detrimental to the pool system! Do not forget to leave with the items you brought with you and do not leave towels on chairs if the chairs are not in use by you, your family or guests. If you see that the pools or other amenities need attention, please send a message to the HOA management team at theassembly@thewatersal.com.

With the hot temperatures and rain, comes extra weeds, lawn care and outside home maintenance. The Assembly has received numerous calls about unkept yards. Please keep your yard free of weeds and carport free of clutter. Montgomery County offers drop off locations for trash and debris at the Pike Road High School and the County Lot Office on Meriwether Road across from The Feed Lot the last Saturday of every month. Be thoughtful of your neighbors and make sure your yard looks neat and tidy. A suggested home maintenance checklist is included in this newsletter.

The Kids Club activities are in full swing. Please enjoy the events planned throughout the summer. The list of events is included in this newsletter.

For a quick look at events and the food truck schedule, visit our HOA website – www.thewatersassembly.com. Whether you are new to The Waters or you have been here for years, we are thankful to each person who calls The Waters home.

Jennifer Akridge,
Assembly Manager

The Waters 2023 Fishing Guidelines

Catch and Release Guidelines:

- Release all Bass.
- Release all Crappie.
- Limit the number of bluegill and shell crackers to 10 per person per day.

Harvest Guidelines:

- Harvest all Catfish when caught. Note: Catfish compete with the bass for the limited food supply so please harvest. Thank you for helping to remove the Catfish.

From Southeastern Pond Management Evaluation of Lake Cameron, 2023



PONTOON POLITE

If you elect to not take the time you reserved for the boats, please be courteous of your neighbors and remove your name from the list so that someone else can use the boats. Cancellations can be made by marking your name off the sign-up sheet which is located at the Lucas Point mail center. Also, please do not sign up for multiple slots on the same day so that others can use the boats. Thank you, in advance for being Pontoon Polite!

The Town of Pike Road Meeting Information

Town Council Meetings

The Pike Road Town Council meets the second Monday of every month at 6:00 pm (or immediately after the Planning Commission meeting, but not before 6:00 pm) and the fourth Wednesday of every month at 7:00 am. Meetings are held in the council chamber at Pike Road Town Hall.

Planning Commission Meetings

The Pike Road Planning Commission meets the second Monday of every month at 5:30 pm. Meetings are held in the council chamber at Pike Road Town Hall.

For more information, contact The Town of Pike Road at (334) 272-9883.

The Town of Pike Road observes federal holidays. In the case that a town council and/or planning commission meeting falls on one of these holidays, the meeting(s) will be moved to the following business day or as announced. For information purposes only, please contact The Town of Pike Road for details and guidelines related to social distancing.



Good neighbors are an important part of living in a community

A good neighbor is:

- considerate and respects people's rights and privacy
- tolerant and understands that people have different ways of doing things
- concerned when something is wrong and does something about it
- responsible for the actions of their families, guests and pets
- law abiding and reports illegal activity to the Police.

As a neighbor, you can help by:

- keeping the noise at your place down to a reasonable level
- being tolerant of neighbors' children playing outside
- keeping shared alleyways clear
- keeping your property tidy
- keeping an eye on neighbors' properties
- talking things over when there are problems, listening and trying to come to an agreement that works for everyone. Most problems can be solved by talking about them.

www.housing.msdc.govt.nz

The Waters 2022-2023 Neighborhood Representatives

The Neighborhood Representatives serve as a liaison between the Members of the Association in their neighborhoods and the Officers and Directors of the Association. If you have any questions, concerns, or ideas about your neighborhood, please contact the HOA office or your Neighborhood Representative via email or telephone. Thank you to the neighbors listed below for volunteering your time.

Neighborhood A - Dale Entrekin

Cell: (334) 303-1640

Email Address: rdentrekin@gmail.com

Neighborhood B - Mark Spurlin

Cell: (334) 430-2974

Email Address: markbspurlin@gmail.com

Neighborhood C - Gary Weaver

Cell: (334) 235-0116

Email Address: gdweaver65@gmail.com

Neighborhood D - Coleen Coles

Cell: (334) 430-7777

Email Address: cpcoles48@gmail.com

Neighborhood E - Hannah Hawk

Cell: (423) 715-1699

Email Address: hannahhawk@gmail.com

Neighborhood F -

Contact the Information Center

Office: (334) 277-5551

Email Address:

TheAssembly@TheWatersAL.com

Neighborhood G - Jessica Carson

Cell: (404) 202-0741

Email Address: jessicaltyrell@gmail.com

"The summer night
is like a perfection of
thought."
- Wallace Stevens

TOP REASONS TO BUY LOCAL, EAT LOCAL, GO LOCAL

Why buy local? By choosing local and independent businesses, you not only enjoy a more personal experience, you help:

Build Community: the casual encounters you enjoy at the neighborhood- scale businesses and the public spaces around them build relationships and community cohesiveness

Enhance Choices: a variety of independent businesses, each serving their customers' taste, creates greater overall choice for all of us

Shape our Character: Independent businesses help give your community its distinct personality

Source: <https://www.amiba.net>

This
Newsletter
is sponsored by



The Waters Assembly presents

A TIME TO CREATE FOR GRANDPARENT'S DAY

Grandparents, we've created an event just for you and your grandkids or other significant children in your life!

Bring you grandchildren for snacks and a garden paver making event
at The Information Center on

Friday, September 8th
3:15 - 4:15 PM



Grandparents Day

Grandparents Day is a national holiday or observance, celebrated each year on the first Sunday after Labor Day, although it is not classified as a federal holiday.

The roots of Grandparents Day go back to 1956 and a West Virginia mother named Marian McQuade. While helping to organize a community celebration for those over 80, she became aware of the many nursing home residents who were forgotten by their families. She wanted a holiday to bring attention to these forgotten individuals and to honor all grandparents. In 1973, West Virginia became the first state to have such a day.

McQuade and others then shifted their efforts to the national level, achieving success in 1978. The purpose of the holiday, as stated in the preamble to the statute, is "to honor grandparents, to give grandparents an opportunity to show love for their children's children, and to help children become aware of the strength, information, and guidance older people can offer."

Here are a few ways to celebrate Grandparents Day with someone you love.

- A simple meal and time to visit will please most grandparents.
- Grandparents Day is also a great time to share some family stories or look at old pictures.
- Playing board games, card games, and puzzles.

<https://www.verywellfamily.com/purpose-of-grandparents-day-1695673>




School Trail Reminders

These are a few reminders when using the school trail:

- The Trail is for use by golf carts, bicycles and pedestrians. No vehicular traffic is allowed on the Trail.
- The Waters Assembly is not responsible for any items left at the school trail.
- Bike Racks are installed at the top and bottom of the hill. If your family chooses to use the bike rack you are encouraged to use a chain/lock. The HOA will not accept responsibility for loss of personal property.
- Golf carts can be parked at the lower parking area on Ring Around Road or parked at the top of the hill. You are encouraged to remove the golf cart keys and any personal property. Again, the HOA will not accept responsibility for loss of personal property.
- Temporary vehicle parking will be available on Ring Around Road in the gravel parking area on Ring Around Road. This parking area is designed for drop off and pick up. Vehicles should not be parked in this area for an extended time.
- Only bicycle and pedestrian traffic are allowed to enter the school property from the Trail.
- The Trail is surrounded by wetland preservation areas, so it is important that everyone stays on the Trail and out of the wetland areas. Please remind your family members of nature's creatures and to be alert and aware when using the Trail.
- The Trail does not have lights so should only be used during daylight.
- If you see anything that needs attention on the Trail, please contact the HOA.

Tips for Maintaining Wooden Fences

- Minimize contact with vegetation by trimming all plants away from hanging on the fence.
- Minimize water contact to the fence by keeping sprinklers from spraying the fence directly.
- Inspect the fence yearly for signs of damage and rot. Replace broken boards, hammer in loose nails and tighten screws.
- Inspect the fence yearly for any leaning parts of the fence and re-secure posts in the ground when needed.
- Clean the fence every 2-3 years to remove mold, mildew, dirt and graying. Scrape off any loose paint before pressure washing the fence to prepare for any painting that needs to be done.
- Paint the fence at a minimum of every 3-5 years with a latex paint. Allow the fence to fully dry for 1 week before painting.



Community Classifieds 2023

Want to offer a service to other Waters residents such as babysitting services or yard maintenance? Want to sell something? Want to buy something? If so, call the Information Center to add your listing to The Waters Classifieds. The cost for each listing is only \$10 per newsletter. A listing may contain no more than 35 words / numbers. All listings and payments must be submitted to the Information Center no later than the 1st of the months January, April, July, and October. The Waters Management, at its discretion, can deny listings by homeowners with delinquent accounts or listings with questionable content. (Payments must be made by check to The Waters Assembly and checks must be from a Waters resident.)

Sugar – Specializes in curating on trend, affordable clothing and accessories for women. Our size range is S-Plus. New shipments arrive weekly always offering our customers fresh and stylish options. Contact April Evans (334) 322-7430 Email:shopsugarclothing@gmail.com

Trip Planner – I specialize in all Disney travel. Disney World, Disneyland and Disney Cruise Line and Adventures By Disney. I also sell a lot of Sandals and Beaches vacations and trips to Atlantis. See me to make memories happen. Neighbor, Emily Roach- Phone: (334)462-4699. Email: emily1125@me.com

Montz Jewelers – Provides custom jewelry designs, jewelry repair, ring sizing and jewelry sales. Contact Randy Montz at (334) 279-8616 or (334) 549-2650 for appointments. All work is guaranteed!

“When the sun is shining I can do anything; no mountain is too high, no trouble is too difficult to overcome.”
- Wilma Rudolph

Quick Glance Map of Neighborhood Designations



The site plan is for informational purpose only, and is subject to change at our discretion, without notice. While accurate based on our knowledge on the date it was prepared, the site plan is not warranted, and we make no representations based upon the site plan. Site plan is subject to refinement, revisions, errors and omissions. Development areas are defined in The Waters Community Plan. SEP. 2022



Bike Safe, Bike Smart

BICYCLE SAFETY

PROTECT YOUR HEAD - NEVER RIDE A BICYCLE WITHOUT A HELMET.

Bicycle helmets can reduce head injuries by 85%. Select a helmet that fits snugly and sits flat atop the head.

SEE AND BE SEEN - Wear clothes that make you more visible. Always wear neon, florescent or other bright colors when riding a bicycle.

AVOID BIKING AT NIGHT- It is far more dangerous to bicycle at night than during the day. Most bicycles are equipped for daylight use and need to be adapted for nighttime use. Young children should not ride at night.

ALWAYS KEEP A LOOKOUT FOR OBSTACLES - Before going around any object, scan ahead, and behind you for a gap in traffic. Plan your move, signal your intentions, and then do what you planned.

THE SAFE WAY IS THE RIGHT WAY - Ride on the right side in a straight predictable path. Always go single file in the same direction as other vehicles. Young children, typically under the age of nine, are not able to identify and adjust in dangerous traffic situations, and therefore, should not be allowed to ride in the street unsupervised. Children who are permitted to ride in the street without supervision should have the necessary skills to safely follow the "rules of the road."

ALWAYS BE AWARE OF THE TRAFFIC AROUND YOU - Over 70% of car-bicycle crashes occur at driveways or other intersections. Before you enter any street or intersection, check for traffic. Always look left-right-left, and walk your bicycle into the street to begin your ride.

LEARN THE RULES OF THE ROAD -- obey traffic laws - Bicycles are considered vehicles. Bicyclists must obey the same rules as motorists. Always signal your moves. Be courteous to pedestrians and other vehicle operators. Never wear headphones while riding, as they impair your ability to hear traffic.

MAKE SURE YOUR BICYCLE IS ADJUSTED PROPERLY - Before using your bicycle, check to make sure all parts are secure and working well. The handlebars should be firmly in place and turn easily. Your wheels must be straight and secure.

ALWAYS CHECK BRAKES BEFORE RIDING - Always control your speed by using your brakes. If your bicycle has hand brakes, apply the rear brake slightly before the front brake. Always keep your brakes adjusted. If you cannot stop quickly, adjust your brakes.

WHEELS SHOULD BE SECURELY FASTENED - If your bicycle has quick release wheels, it is your responsibility to make sure they are firmly closed at all times and to use the safety retainer if there is one.

REMEMBER

- Read your bicycle Owner's Manual thoroughly before operating your bicycle.
- These recommendations are just that, recommendations, and are not meant to replace owner's manual instructions.
- For more information on safety and rules of the road, consult your State Department of Motor Vehicles and visit the Bike Helmet Safety Institute.

www.childrensafety.org/BicycleSafety

SUMMER HOME MAINTENANCE

Some things to include in your indoor summer home maintenance checklist include:

- Changing HVAC filters
- Testing the AC
- Washing the insides of windows
- Adding UV-protective or thermal window treatments to reduce heat transfer
- Reversing the direction of your ceiling fans
- Deep cleaning your garbage disposal, dishwasher, washing machine, dryer and other appliances
- Checking appliance hoses for leaks
- Testing smoke and carbon monoxide detectors and changing batteries
- Vacuuming your vents
- Deep cleaning all surfaces

Some exterior maintenance tasks to do at the beginning of summer include:

- Cleaning your gutters
- Inspecting your roof for missing or damaged shingles
- Power-washing siding, sidewalks, decks and other surfaces
- Painting or staining worn surfaces
- Cleaning your exterior air conditioning unit
- Trimming bushes and trees
- Cleaning and setting up outdoor furniture
- Inspecting fences for damage
- Looking for cracks, rotting and other damage on siding
- Caulking around windows and filling in other cracks and gaps
- Cleaning your exterior dryer vent
- Cleaning and prepping your grill
- Inspecting for pests
- Air conditioning maintenance
- Preparing your air conditioner for the cooling season is one of the biggest parts of your summer home maintenance checklist.

Source: <https://www.homeserve.com/en-us/blog/how-to/summer-maintenance-checklist/>

"Rest is not idleness, and to lie sometimes on the grass on a summer day listening to the murmur of water, or watching the clouds float across the sky, is hardly a waste of time."

- John Lubbock

EVERY WEDNESDAY

Hook's Produce

IN FRONT OF TOWN CENTER BUSINESSES
4:00 PM - 6:00 PM

PAID ADVERTISEMENT

PAID ADVERTISEMENT

PRESSURE WASHING & OUTDOOR MAINTENANCE

Lynn's Letters
SIGN CO.

SOUTHEAST'S LARGEST MANUFACTURER & INSTALLATION OF FOAM & COMPOSITE METAL LETTERS

TERRY LYNN
(334) 272-2577
CELL: 657-1551
LYNNSLETTERS@BELLSOUTH.NET

ALL TYPES OF SIGNS
FOAM • PLASTIC • MAGNETIC • LIGHTED

VINYL & DIGITAL GRAPHICS
40 YEARS OF SERVICE IN THE TRI-STATE AREA

PAID ADVERTISEMENT

PAID ADVERTISEMENT

FISHING RULES AND REGULATIONS

Fishing is for Members and the guests of Members only. Members may have no more than four (4) guests per household at any one time. Guests may only fish when accompanied by a Member, age 14 or older, and must follow the rules outlining use of the lakes and fishing. The Waters "Catch and Release" guidelines are posted at the Marina and are available on The Assembly Website and at the Information Center. It is important that the guidelines be followed to protect the balance of fish in the Lakes. Please note the following rules, in addition to the "Catch and Release" Guidelines posted at the Marina:

1. Do not remove the grass carp. If caught, the grass carp should be handled gently and released as they keep the lake grass and weeds under control. Please inform friends and guests of this important rule.
2. Members who see anyone fishing on The Waters lakes, who is not a Member of The Waters Assembly, please contact the Information Center, at (334) 277-5551.
3. Members must have their Resident Card with them when fishing, and must present to The Waters Management Team, its designated party and/or Game Warden, if asked.
4. Members may not alter the chemical balance, structure, flow or drainage of any lake.
5. Ducks, swans, etc., may not be introduced to the lakes without prior written approval of The Waters Assembly Management Team.
6. Fishing Trotline, jug-line, noodle fishing and traps are not allowed in the lakes at The Waters. Birds and turtles are hurt and killed by the unattended lines and traps. The boat motors also get caught in the lines breaking the motors. Any trotline, jug-line, noodles and traps set up in the lakes will be removed and property destroyed without notice.
7. Leave only your footprints when visiting the lakes. Do not discard your fishing line in the lakes or near the lake's edge to ensure no wildlife becomes entangled in the line.

HOW TO BUILD COMMUNITY

TURN OFF YOUR TV
LEAVE YOUR HOUSE

KNOW YOUR NEIGHBORS • GREET PEOPLE
LOOK UP WHEN YOU'RE WALKING
SIT ON YOUR STOOP ✂ PLANT FLOWERS
USE YOUR LIBRARY ✂ PLAY TOGETHER
BUY FROM LOCAL MERCHANTS

SHARE WHAT YOU HAVE ★ HELP A LOST DOG
TAKE CHILDREN TO THE PARK ★ HONOR ELDERS
SUPPORT NEIGHBORHOOD SCHOOLS
FIX IT EVEN IF YOU DIDN'T BREAK IT
HAVE POT LUCKS ✂ GARDEN TOGETHER
PICK UP LITTER • READ STORIES ALOUD
DANCE IN THE STREET

TALK TO THE MAIL CARRIER
LISTEN TO THE BIRDS ♥ PUT UP A SWING
HELP CARRY SOMETHING HEAVY
BARTER FOR YOUR GOODS

START A TRADITION 🌱 ASK A QUESTION
HIRE YOUNG PEOPLE FOR ODD JOBS
ORGANIZE A BLOCK PARTY
BAKE EXTRA AND SHARE
ASK FOR HELP WHEN YOU NEED IT
OPEN YOUR SHADES 🌱 SING TOGETHER
SHARE YOUR SKILLS
TAKE BACK THE NIGHT

TURN UP THE MUSIC • TURN DOWN THE MUSIC
LISTEN BEFORE YOU REACT TO ANGER
MEDIATE A CONFLICT 🌱 SEEK TO UNDERSTAND
LEARN FROM NEW AND UNCOMFORTABLE ANGLES
KNOW THAT NO ONE IS SILENT THOUGH
MANY ARE NOT HEARD
WORK TO CHANGE THIS

You can advertise in The Waters Ledger!

If you are interested in advertising in The Waters Ledger Newsletter, please contact the Information Center Staff at (334) 277-5551 or send an email to TheAssembly@TheWatersal.com.

Dues Are Due

The Waters Assembly (Homeowners' Association) quarterly dues are due on or before the 15th of the beginning month of each quarter (January, April, July and October). **If you do not have a coupon to include with your payment, please write the Lot number and Address on your check.** If you do not have a coupon book, please contact Rachael Quinn at (334) 277-5551 or email rachael@thewatersal.com.

To better serve members of The Assembly, there are several payment options: (1) Checks can be mailed to **The Waters Assembly c/o Rachael Quinn, 2239 Marler Road, Pike Road, AL 36064.** (Please keep your cancelled check as your receipt for payment.) (2) Checks will be accepted at the Information Center during office hours Monday - Friday 8:00 am – 5:00 pm or by use of the after hours drop box. (The Assembly does not accept cash.) (3) Payment can be made by debit/credit card through a PayPal card reader or invoice. This payment option includes a 3.5% convenience fee. (4) Sign up for ACH recurring payments. This option is convenient and your payment is always on time (even if you're out of town). ACH forms are available on The Assembly website www.TheWatersAssembly.com and at the Information Center.

The Assembly is enforcing all rights and remedies allowed for the collection of delinquent dues. Finance charges will be assessed on all delinquent accounts. To avoid finance charges, attorney's fees and other collection enforcements, dues should be paid by the 15th of the month in which they are due. If you have any questions regarding Assembly dues, please contact Jennifer Akridge or Rachael Quinn at (334) 277-5551.



Important Numbers

• Emergency	911
• The Waters Sales & Information Center	(334) 277-5551
• Montgomery Sheriff's Non-Emergency.....	(334) 832-4980, then press # 1
• Alabama Game Warden	(800) 272-4263
• Montgomery County Humane Society	(334) 409-0622
• Alabama Power Service Interruption.....	(800) 888-2726
• Dixie Electric Service Interruption	(888) 349-4332
• AMWASTE.....	(334) 625-1700
• Town of Pike Road – Town Hall	(334) 272-9883
• Pike Road School District.....	(334) 420-5301
• Montgomery Water Works	(334) 206-1600
• Alabama Wastewater	(888) 423-3687
• Southeast Gas	(800) 660-8683
• WOW – The Waters Contact	(334) 356-1000
• Pike Road Post Office	(334) 215-8785

TOWN OF PIKE ROAD UPCOMING EVENTS

- Sat., July 8, 2023: Pet Photos with Santa at the Pike Road Arts Center
- Sun., July 16, 2023: Art Talk & Tea with George Taylor
- Sat., July 22 - Sun., July 23, 2023: Quilt Show & Sale
- Tues., July 25 - Thurs., July 27, 2023: Abrakadoodle Children's Art Camp
- Sat., July 29 - Sun., July 30, 2023: Quilt Show & Sale
- Sun., Aug. 27, 2023: Art Talk & Tea with Tara Cady Sartorius
- Wed., Aug. 30 - Thurs., 31, 2023: Oil Painting Workshop with John Guernsey
- Sun., Sept. 9 - Sun., Oct. 1, 2023: Pike Road Quilters' Annual Quilt Show

For more information, visit pikeroad.us/events.

SUMMER WORD SCRAMBLE ANSWER KEY

- BALL
- FLOWER
- POPSICLE
- SEASHELL
- FUN
- BUTTERFLY
- SANDALS
- POOL
- VACATION
- PICNIC
- LEMONADE
- SHORTS
- BEACH
- RAINBOW
- SWIMMING
- SUNSHINE
- WATERMELON
- KITE
- SAND
- HOT



PREE-CLEAN PRESSURE WASHING


"You're just a PREE-CLEAN away from looking good!"

FOR YOUR RESIDENTIAL & COMMERCIAL NEEDS

- House Washing
- Pressure Washing
- Roof Washing



CALL NOW

334-549-7734 

preecleanservices@gmail.com 

OWNER - TONY DUPREE

Licensed, Insured & Bonded

COMMUNITY SERVICE IDEAS

Every year, Americans contribute \$193 billion worth of time to community service and volunteering. Community service is an important way to pour back into the place where you live, people that have made an impact on you, or neighbors that happen to need a helping hand.

People are eager to give back to the community. All they require is the right opportunity. When done in some fun and effective ways, community service can engage people and make them come back to it again and again. There are so many ways to help, and it can be overwhelming. Where do you start?

DETERMINE THE WHAT, WHEN, AND WHO

Before you ever start community service, you need to ask yourself a few questions and consider some facts:

1. WHAT ARE YOU MOST PASSIONATE ABOUT?

- Is there a local organization that shares your values? Maybe that makes it a good fit.
- Do you like serving animals, older people, children, or a mix? This will narrow your search!
- As you go through your day, what gets you fired up? What local or societal issues compel you to change, learn, and grow? Find an organization that is doing work that you think about often.

2. WHEN IS A GOOD TIME FOR YOU TO SERVE?

- Are you only available in the evenings, in the mornings, or at any time? This will definitely limit your options, depending on your answer.
- Some nonprofits are 24/7, but some operate in a normal 9 to 5 schedule. Take this into consideration!

3. WHO WILL YOU SERVE WITH?

- Is this a team-building exercise for your work?
- Are you serving with your church?
- Which other organizations are the most aligned with the cause you're passionate about?
- You and other volunteers will all need to meet and agree on the organizations that you want to serve with.

Once you have gone through the above facts and answered the questions, it will be much easier to determine what community service project is right for you and/or your team!

To learn more, read the rest of the article at <https://donorbox.org/nonprofit-blog/community-service-ideas>.

The Waters Oak Renewal Program

The Waters Oak Renewal Program, a collaborative effort between The Waters in Pike Road, AL, and Landscape Contractors, LLC is our pursuit to preserve the beauty and sustainability of our community. We have recognized the need to address the aging oak trees that have gracefully adorned our landscape for years. Through this program, we aim to breathe new life into our surroundings by planting majestic oak trees that will thrive for generations to come.

Preserving Nature's Legacy:

Unfortunately, no tree lives forever. Over time, some of our beloved oak trees have succumbed to the wear and tear of storms or required removal for safety reasons. However, we believe that every space left by an aging tree presents an opportunity for new life to flourish. Our mission is to fill these spaces with the promise of another giant-to-be oak tree, ensuring that the lush and green locations they once graced remain vibrant and inviting.

Partnership with Landscape Contractors, LLC:

To bring this vision to life, we have joined forces with Landscape Contractors, LLC, a trusted name in landscape design and maintenance. Together, we have developed The Waters Oak Renewal Program, which sets aside funds each year specifically for oak tree plantings. By leveraging historical planting information and carefully selecting locations that offer optimal conditions for growth, we aim to create a legacy of majestic oaks that will stand tall for generations to come.

A Sustainable Future:

The Waters Oak Renewal Program is not just about planting trees; it's about investing in the future of our community. By nurturing these young oaks, we are ensuring that future generations will have the privilege of enjoying the shade, beauty, and ecological benefits that these magnificent trees provide. Each new oak tree is a testament to our dedication to preserving the natural heritage of The Waters.



The Waters Town Center Business Directory

The Spot

Contact: Becky Van Gilder
Phone: (334) 324-6303
Website: thespotactivitycenter.com

Homestead Gym and Training

Contact: Josh Langham
Phone: (251) 348-5053
Email: hello@homesteadgyms.com
Website: homesteadgyms.com

Hole in the Wall Coffee Shop

Contact: Austin Sellers
Phone: (334) 500-4700
Email: hitwcoffeeshop@gmail.com
Website: holeinthewallcoffeeshop.com

Pike Road Dental

Contact: Dr Victoria Wells
Phone: (334) 819-7377
Email: smile@pikeroaddental.com
Website: pikeroaddental.com

Kingry Orthodontics, PC.

Contact: Dr Mark Kingry
Phone: (334) 272-4900
Email: mail@kingryorthodontics.com
Website: kingryorthodontics.com

Century Church Offices

Contact: Angela Helmer
Phone: (334) 801-9080
Email: info@century.church
Website: century.church

Cindy E. Barganier Interiors, LLC

Contact: Cindy Barganier
Phone: (334) 318-0944
Email: cindybarg@knology.net
Website: cindybarganier.com

NYC Gyro & Market

Contact: Syed Shah
Phone (334) 239-7510
Email: shahrestaurants@gmail.com

Fruit Popsicles

EQUIPMENT: WOOD POPSICLE STICKS AND POPSICLE MOLD

INGREDIENTS:
10-20 SLICES STRAWBERRIES
1 CUP RASPBERRIES
1 CUP BLUEBERRIES
1 BOX COCONUT WATER

INSTRUCTIONS: PLACE THE SLICED FRUIT IN THE POPSICLE MOLD. POUR IN THE COCONUT WATER TO THE TOP. PLACE THE METAL COVER ON TOP OF THE MOLD, AND PUSH THE POPSICLE STICKS INTO THE MOLD. FREEZE FOR 3 HOURS.
RUN WATER OVER THE MOLD TO RELEASE THE POPSICLES.


HERE ARE INSPIRING IDEAS TO MIX UP THE FLAVORS WITH ALL KINDS OF FRESH FRUIT AND OTHER SWEET ADDITIONS:

CREAMY POPSICLES: MAKE CREAMY POPSICLES, JUST ADD ¼ CUP OF ONE OF THESE, COCONUT MILK, COCONUT CREAM, GREEK YOGURT, OR HEAVY CREAM. SIMPLY ADD THE CREAMY ADDITION TO PUREED FRUIT IN A BLENDER, AND BLEND THE MIXTURE UNTIL SMOOTH.

SWEETNESS: TO MAKE THEM SWEETER, ADD HONEY, AGAVE, MAPLE SYRUP, OR EVEN A DASH OF VANILLA EXTRACT. TRY DIFFERENT SUBSTITUTIONS THAT GO WITH THE FRUITS YOU CHOOSE.


FRUIT JUICES: IN PLACE OF COCONUT WATER, TRY A DIFFERENT KIND OF JUICE LIKE APPLE JUICE, ORANGE JUICE, GRAPE JUICE, AND CRANBERRY JUICE. YOU CAN ALSO ADD A SPLASH OF LEMON JUICE OR LIME JUICE! CLEAR JUICES OR LIQUID LET YOU SEE THE FRUIT INSIDE THE ICE POP.

FROM DELICIOUSABLE.COM



SUMMER Word Scramble

- LABL _____
- RELOFW _____
- SOPLICPE _____
- LELAHES _____
- FNU _____
- FUTRELTBY _____
- DASNASL _____
- LOPO _____
- CAAINOTV _____
- ICNPIC _____
- MELDNOAE _____
- SROHTS _____
- ABHEC _____
- WINRAOB _____
- MIWSMGNI _____
- HUNNISSE _____
- LONWETAREM _____
- ETIK _____
- DANS _____
- OHT _____



Answer Key on Page 9
Chevron Lemon | www.chevronlemonofc.com

Disclaimer: Information included in this newsletter is published in good faith and for general information purpose only. The Waters Board and/or staff does not make any warranties about the completeness, reliability and accuracy of this information.