



Pre-Law Advising at FSU

Pre-Law Advising Team

Career Center Workshop Sign-in

1. Enter access code 1234
2. Click “Submit” or “Return”
3. Enter your FSU ID
4. Click “Submit” or “Return”
5. Select the Workshop/Event you are attending

Thank you!



fsu-csm.symplicity.com/manager/kiosks/31

Declaring “Pre-Law” at FSU



Register with the Pre-Law Advising Team by joining the Pre-Law Listserv



Add the Pre-Law designation to your NoleNetwork Academic Profile



Attend Pre-Law Events including the Law School Fair (every October)

What is Pre-Law Advising?



- Individual Advising Appointments
- Documents Critiques
- Application Support
- Networking via Info Sessions & Law School Fair
- Workshops & Orientation Presentations

Who is my Pre-Law Advisor?

Partnership between the Career Center and the Division for Undergraduate Studies

Our advisors can be:

- Career Liaisons
- Academic Advisors
- Faculty
- Graduation Specialists
- And more!

Email Prelaw@fsu.edu

name, anticipated grad date, main questions and availability


Exploring & Preparing for Law School

How can a Pre-Law Advisor help?

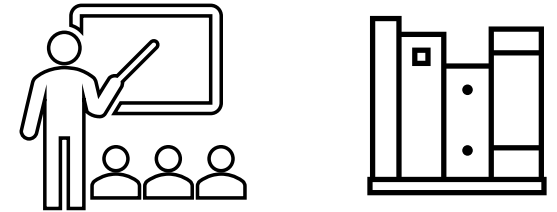
Career Exploration



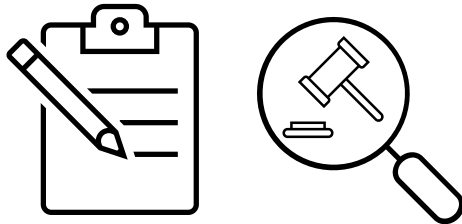
Understanding the Timeline




Application Support




Finding Internships



Growing your Network




Sharing Resources



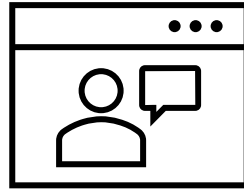
Application Materials

How can a Pre-Law Advisor help?


General Application



Test Scores




Transcripts



Letters of Recommendation



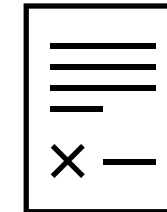
Resume



Personal Statement



Optional Essays



Resources to Know

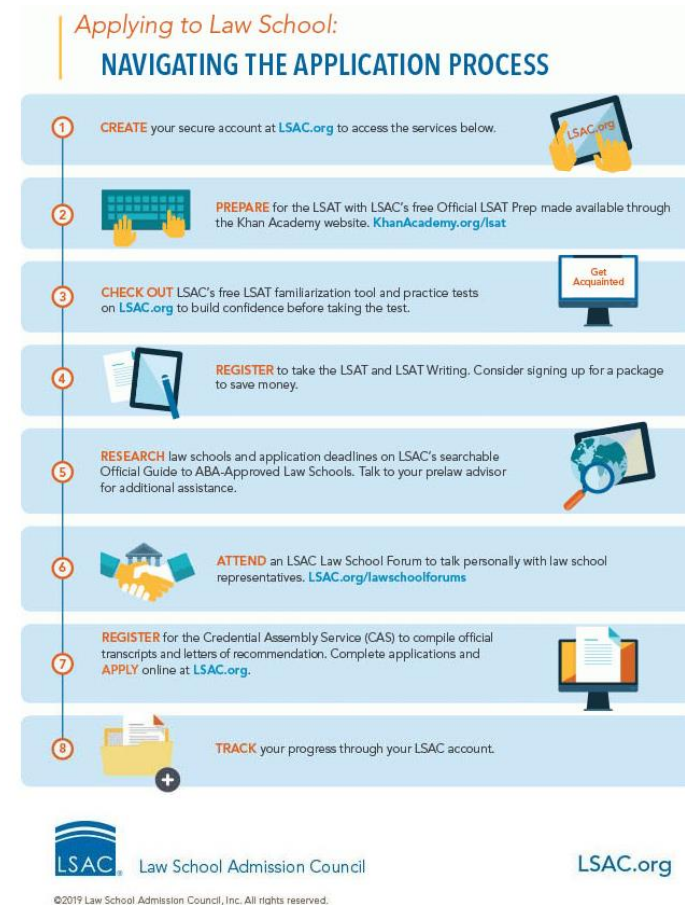
Important Resources

- Cover different sections of preparing for law school from:
 - Getting Connected
 - Researching Law Schools
 - Funding Law School
 - Gaining Experience
 - Test Preparation Resources
 - And more



Application – Big Picture


- **Step One:** Create your LSAC Account
- **Step Two:** Register and take the LSAT
- **Step Three:** Research programs
- **Step Four:** Activate your CAS and compile application materials
- **Step Five:** Have your materials reviewed
- **Step Six:** Submit applications
- *Consider meeting with a Pre-Law Advisor at each stage of the process*



Creating Your Timeline

Questions to Ask:

- When are you graduating?
- When do you plan on taking the LSAT?
- When do you want to begin law school?
 - GAP year?
- Where do you want to apply?
 - How many schools?



LSAT – Big Picture

- Plan ahead – check out Test Dates for your application cycle
- Utilize LAWHUB for FREE practice
- Explore other LSAC resources to prepare for LSAT
- Decide LSAT or GRE
- Register for your test date
- Revisit after getting your score to determine if a second test needed

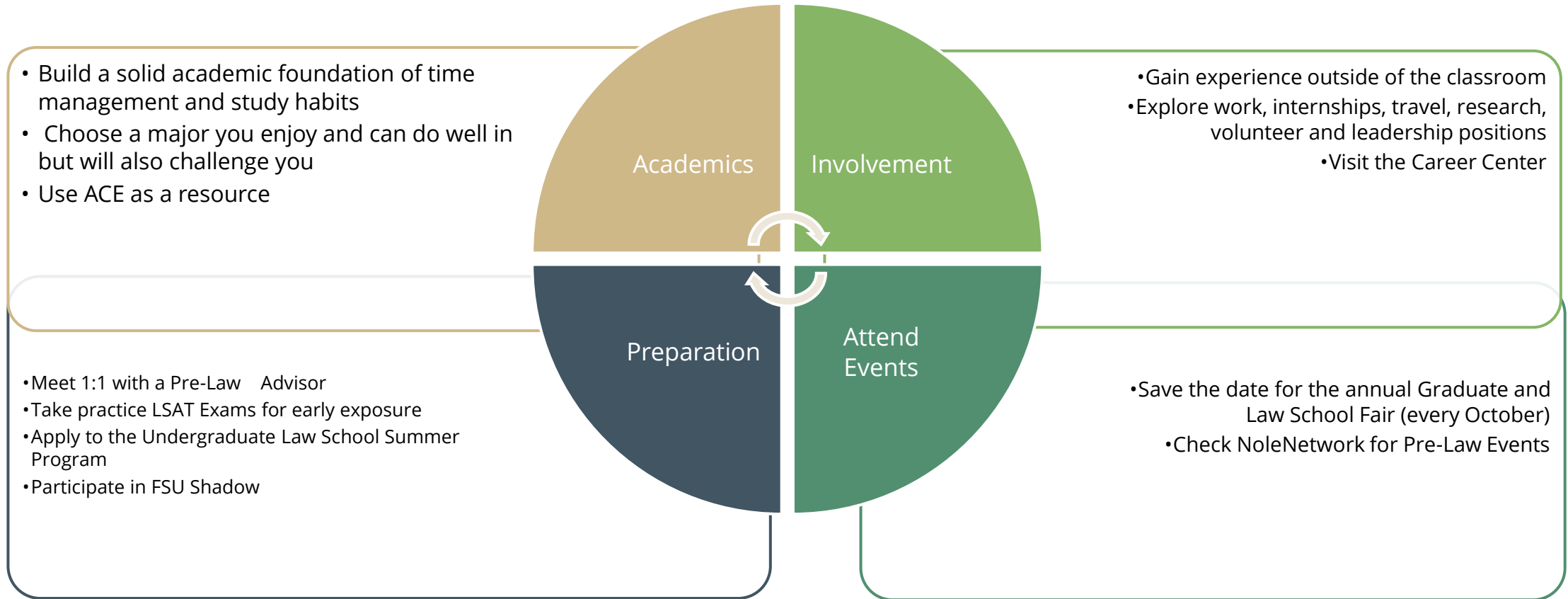


Preparing for Future Costs

Costs as of 2024-2025 Application Cycle

Application Requirements	Baseline Costs	Average FSU Applicant Costs (Takes LSAT Twice Applies to 7 Schools)
Law School Admission Test (Per LSAT exam)	\$238	\$476
Credential Assembly Service (CAS)	\$207	\$207
CAS Reports (Per Report)	\$45	\$315
Law School Application Fees	Varies	Can apply for waivers
Minimum Cost	\$490	over \$998+

Do This Now!



Have Questions?



Prelaw@fsu.edu

Set up your
**Pre-Law Advising
appointment today**

Career Center Workshop Sign-in

1. Enter access code 1234
2. Click “Submit” or “Return”
3. Enter your FSU ID
4. Click “Submit” or “Return”
5. Select the Workshop/Event you are attending

Thank you!



fsu-csm.symplicity.com/manager/kiosks/31