



Students Already use **Mobile Devices in Education**

The Genie is out of the bottle so lets maximize its strengths

U.S. FAMILIES ALREADY USE MOBILE IN EDUCATION

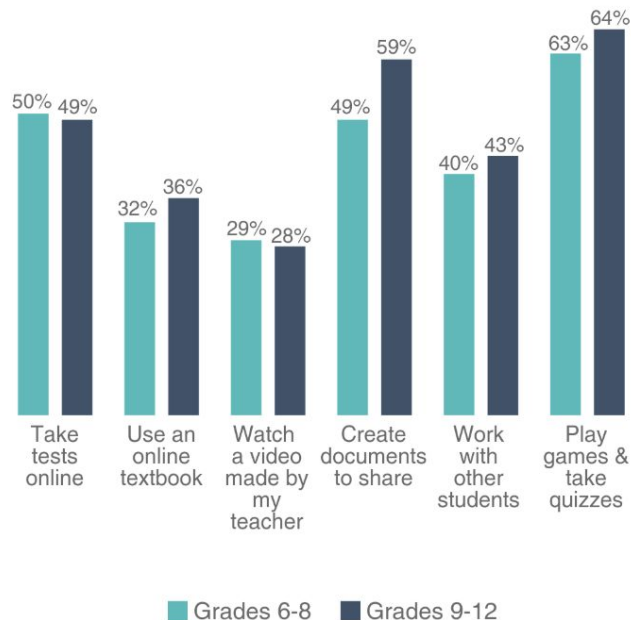


Perla Castro of Donna Texas relies on school bus rides for Internet access. The school district has put WiFi on busses to help students who do not have access at home

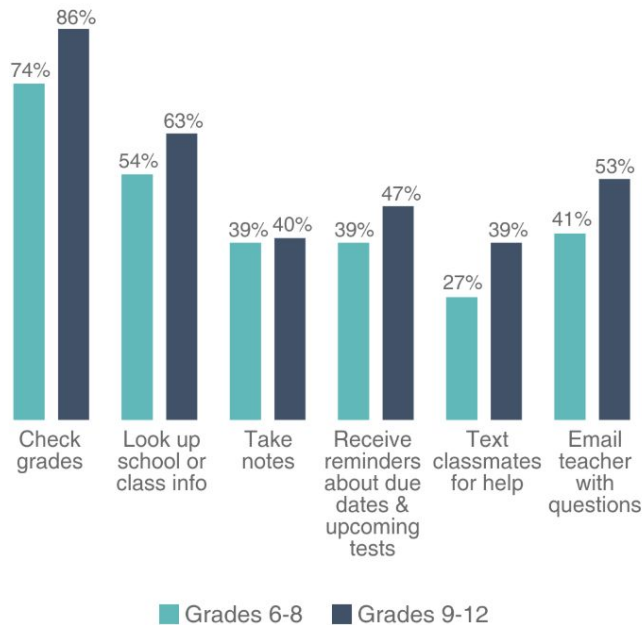
U.S. FAMILIES ALREADY USE MOBILE IN EDUCATION

How do 6th-12th graders use mobile devices for learning at school?

Teacher sponsored activities

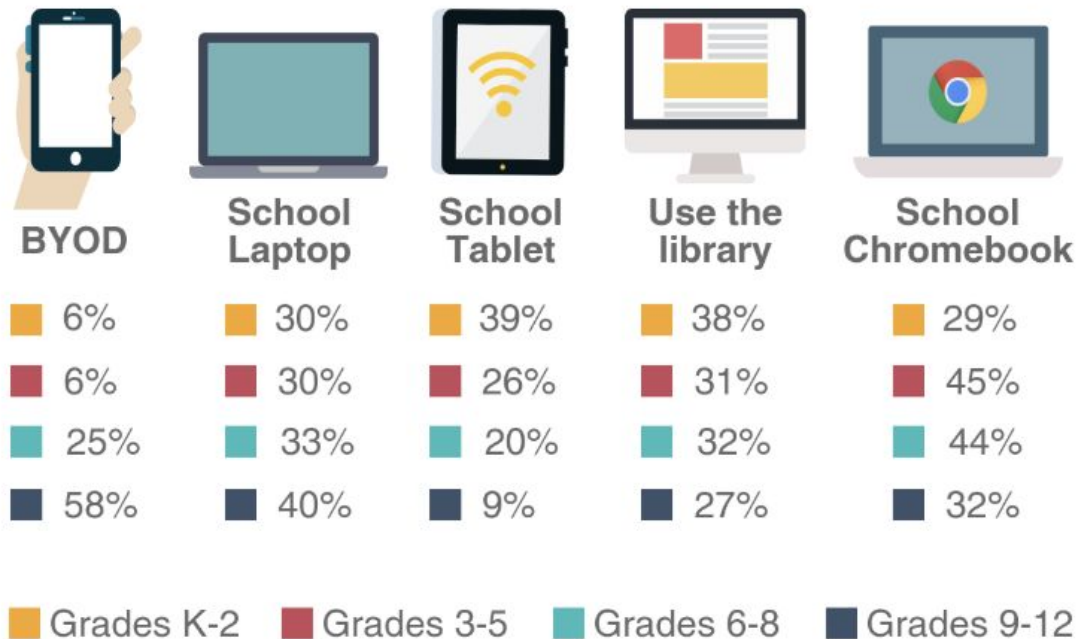


Student self-initiated activities



U.S. FAMILIES ALREADY USE MOBILE IN EDUCATION

K-12th grade students' access to mobile devices in the classroom



435,510 K-12 grade students surveyed by [ProjectTomorrow Speakup](#)

K12 FAMILIES USE MOBILE TO ACCESS OUR SERVICE

Yes...students & LCs are trying to use our OLS via their phone.

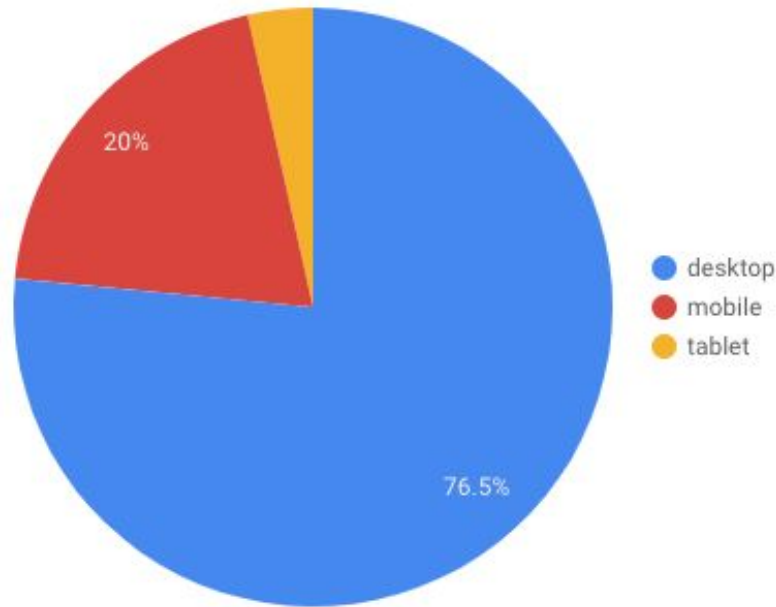
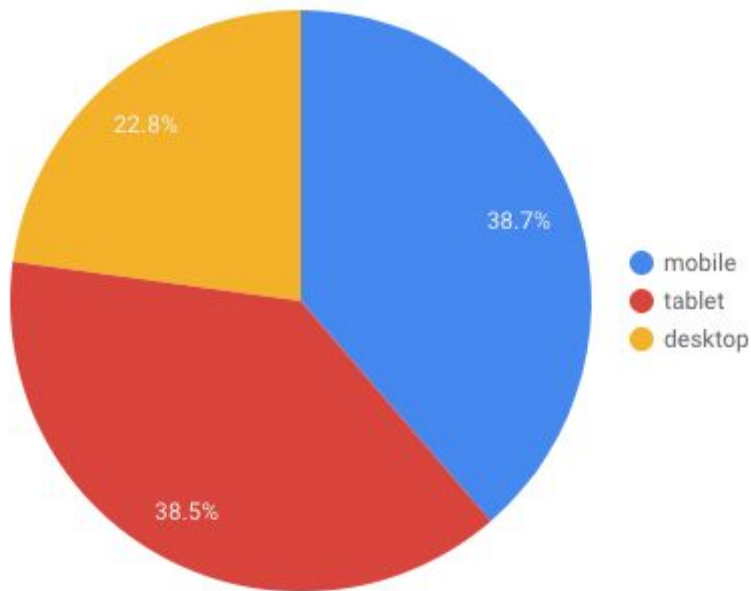
What are the implications?

K12 FAMILIES USE MOBILE TO ACCESS OUR SERVICE

Our students start their OLS experience on a tablet or phone and then move to a desktop

Most new users on mobile or tablet.

All users (ST & LC only) Device Category



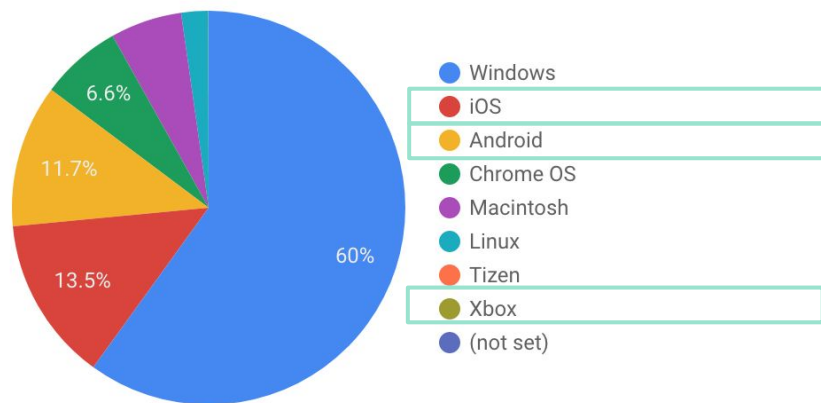
Dates: July 1 - Oct 29 2018

K12 FAMILIES USE MOBILE TO ACCESS OUR SERVICE

October 18-29th, 2018

Operating System

⋮



	Operating System	Operating System Version	Users ▾	% Δ
1.	Windows	10	8,754	-96.5% ↓
2.	Windows	7	4,606	-98.3% ↓
3.	Chrome OS	x86_64	1,430	-89.5% ↓
4.	iOS	12.0.1	1,375	-
5.	Android	8.0.0	785	141.5% ↑
6.	iOS	12.0	717	-
7.	Macintosh	Intel 10.13	650	-85.3% ↓
8.	Android	7.0	590	-97.1% ↓
9.	Windows	8.1	580	-98.1% ↓
10.	Linux	x86_64	511	-98.4% ↓

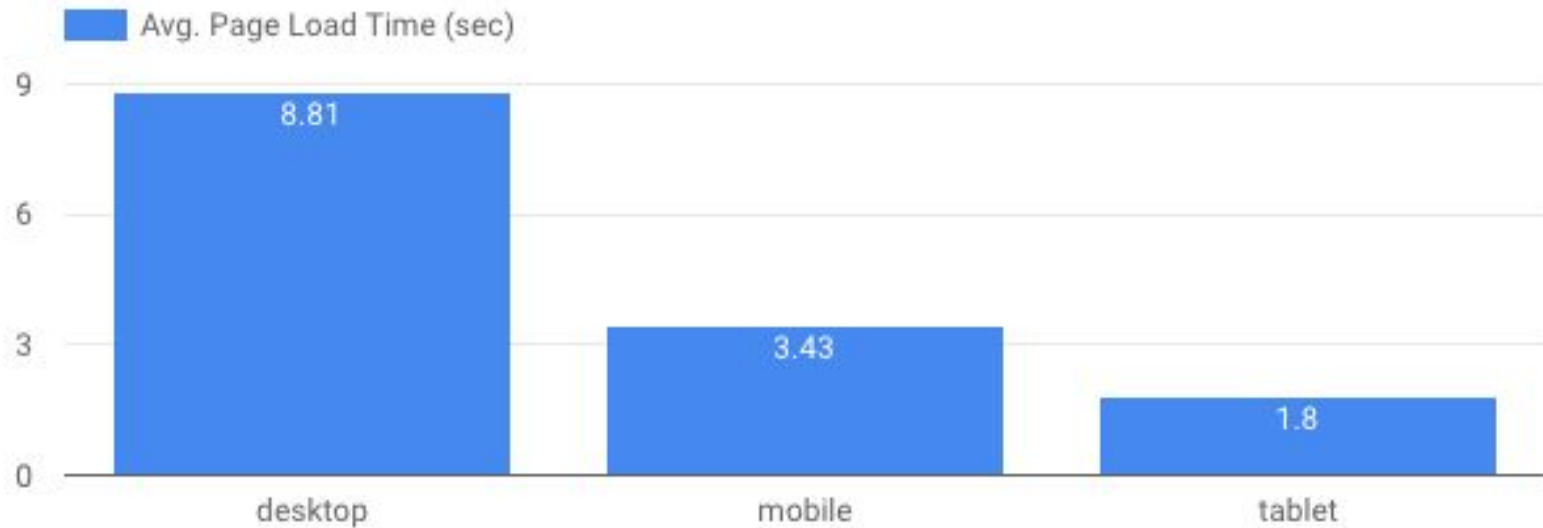
K12 FAMILIES USE MOBILE TO ACCESS OUR SERVICE

October 18-Nov 17, 2018

	Screen Resolution	Users ▼
1.	1366x768	146,590
2.	1920x1080	38,144
3.	1600x900	18,879
4.	360x640	14,847
5.	1536x864	14,002
6.	1440x900	13,471
7.	375x667	10,816
8.	414x736	10,381
9.	1280x720	9,295
10.	1280x800	8,739
11.	1525x858	8,522

K12 FAMILIES USE MOBILE TO ACCESS OUR SERVICE

Avg Page Load Times on the K12 Login page by device



Dates: July 1 - Oct 29 2018

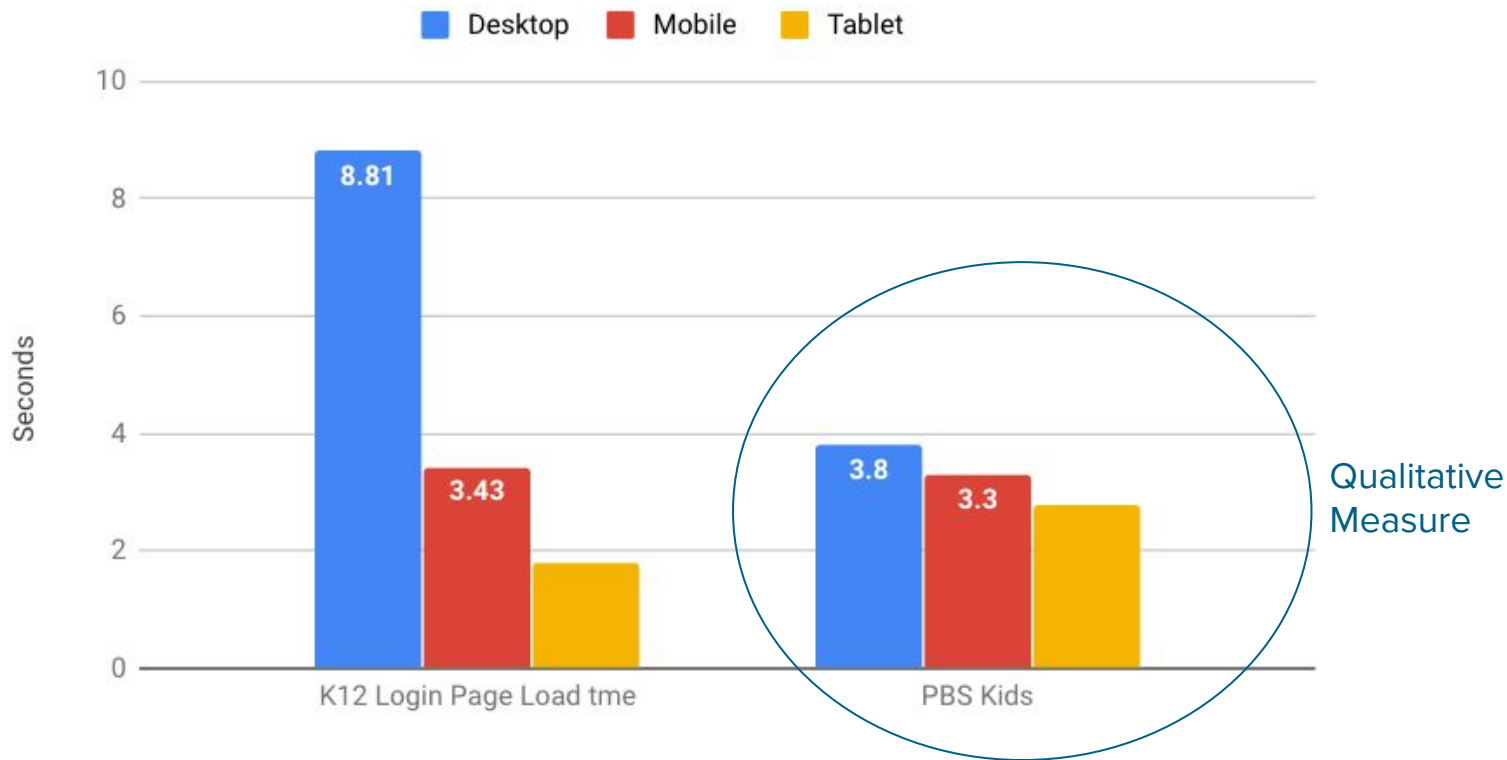
K12 FAMILIES USE MOBILE TO ACCESS OUR SERVICE

Page load time is relative to other experiences on the Web



HOW WE COMPARE A HINT THAT WE'RE IN THE BALLPARK FOR MOBILE

K12 Login Page Load time and PBS Kids



K12 FAMILIES USE MOBILE TO ACCESS OUR SERVICE

K12 Page Load Time & Mobile/Tablet Usage by Region

Urban States	Mobile+Tablet Usage	Avg. Page Load Time (s)	Rural States	Mobile+Tablet Usage	Avg. Page Load Time (s)
Washington	13.50%	4.01	South Dakota	9.00%	2.05
California	15.50%	4.71	Montana	11.10%	3.90
New York	19.40%	28.5	Mississippi	10.90%	12.9
DC	35.80%	4.60	Kansas	8.80%	5.41
Florida	16.50%	3.53	Idaho	10.50%	2.08

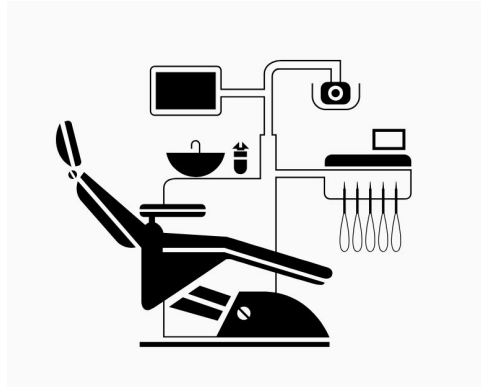

- Mobile usage is higher in urban states
- Not a significant trend between load time and mobile usage

K12 FAMILIES NEED TO LEARN IN MANY DIFFERENT CONTEXTS



K12 FAMILIES NEED TO LEARN IN MANY DIFFERENT CONTEXTS

Mobile means students use the OLS in a variety of environments



ALL STUDENTS MUST COPE WITH OVERWHELMING STIMULI



K12 FAMILIES NEED TO LEARN IN MANY DIFFERENT CONTEXTS

Observations from Automated Proctoring Pilot Study



+



=



K12 FAMILIES USE MOBILE TO ACCESS OUR SERVICE

Teach Students & LCs best Mobile Practices via our
Introduction to Online Learning Courses



WE CAN MAXIMIZE MOBILE COMPUTING'S STRENGTHS

Recognize the Student's Context



Sensory input to
evaluate contexts

WE'RE TOO FAMILIAR WITH THE INEVITABLE CHANGE IN PLATFORMS & TECH



PLAN FOR THE INEVITABLE CHANGE AND MAXIMIZE THE OPPORTUNITY





Thanks!

*Your continued collaboration and willingness to explore
the great beyond is what makes K12 so great!*

❤️ *Design Team*