



Santa Clarita Valley Quilt Guild

Promoting the art of quilting through sharing, friendship, education, and meaningful service to our community.



President's Message

April was a whirlwind!!! The Boutique preparation meeting was well attended and got everything organized for the Home and Garden Show. The Opportunity Quilt was unveiled with Sherryl's beautiful quilting. The Home and Garden Show was challenging with 12 extra show spaces and the wind gusting to 40 mph, but we were successful in greeting our neighbors, exhibiting our Habitat for Humanity Quilts and demonstrating sewing on antique and modern machines. It was quite a profitable weekend. I want to thank our wonderful volunteers:

Barbara Montejo, Kathy Foster, Geneva Axline, Kat Bellue, Denise Rifialto, Kathleen Dolan, Phyllis McKenna, Rhea Fetter, Stephanie Johnson (always the TOP ticket seller) Linda Buesching, Debbie Williams, Dana Montague, Janell Cornell, Gabrielle Leko, Patty Voyles, Dolores Jones, Dana Custer, Joyce Wilkinson, Barbara Spencer, Debbie Ackerman, Lorraine Quintero, Rita Gershon, Patty Vergon, Carol Carter, Patty Gutierrez, Kendra Geiger, Linda Von Mohr, Donna Chipperfield, Yolanda Calderon, and Sherryl Zurek.

Special thanks to the family members that made our lives easier by their service: Doug Foster for long hours of packing and hauling the huge trailer that kept our displays safe at

President's Message (cont.)

night and putting it all away on Sunday. Nick Carter for his many hours of packing and setting up and tearing down. Dan Dolan always at my side and helping with anything he could along with James Dolan and Giuseppe Dolan. Denise's dad, Jim for helping with setting up. Ivette and Andrew Montejo for helping with sales and tear down.

Being a part of a quilt guild is not just paying your dues and attending the meetings. Its rolling up your sleeves and working together as a team. If I missed your name, let me know, I apologize. If you are not among the list, let me invite you to be of service to your guild. There are many more opportunities ahead.

I want to invite any and all members, especially if you are on a committee, to attend the [Board Meeting at the new Library in Newhall at 6:30pm on Thursday, May 19th.](#) This is your Guild and your Board wants your input. We do not publish our minutes, if you are curious about what we do at the business meeting, pull up a chair. If you would like your concern on the agenda, my email address is kldolan@att.net, phone (661) 296-7573.



Block of the Month

Lorraine Quintero was the winner of the fat quarters for the Block of the Month drawing. Congratulations Lorraine!

The Block of the Month for May and June is called Formal Garden and is a block made up of half square triangles. Do give it a try-Community Service will say thank you.

Barbara E. Montejo

Programs

Survey for 2017 Programs Committee

It is that time of year and we really need your input for programs in the year 2017. Remember, this is your guild and we want to have programs all can enjoy. Please complete the enclosed survey and bring it to the May or June meeting so you all will help determine what our programs should look like next year. Give your completed survey to Linda Buesching or Gerry Hogan.

Linda Buesching 661 803 1416 or Gerry Hogan 661 296 1998

Elks Lodge PR Opportunity

Help get the word out about our guild and its community involvement by participating in an event at the Elks Lodge on June 4. We will have two tables there from 9AM to 3PM that we need to “staff.” Check your calendars to see if you can represent us!



Quilty Quips




2017 Opportunity Quilt

Have an idea for our 2017 Opportunity Quilt? Barbara Montejo has agreed to chair this project - she will be looking for volunteers to design and develop the next Opportunity Quilt at our May meeting. Bring your ideas!!

SCCQG Quiltfest Oasis

Once again, SCCQG has an opportunity to showcase our members' talents at a major national quilt show, Quiltfest Oasis in Palm Springs, October 2016.

You will find the design parameters on page 4 of this newsletter and the entry form on page 5. It would be terrific if several of our SCVQG members submitted quilts for this show!



SCVQG Block of the Month

May-June 2016

Formal Garden.

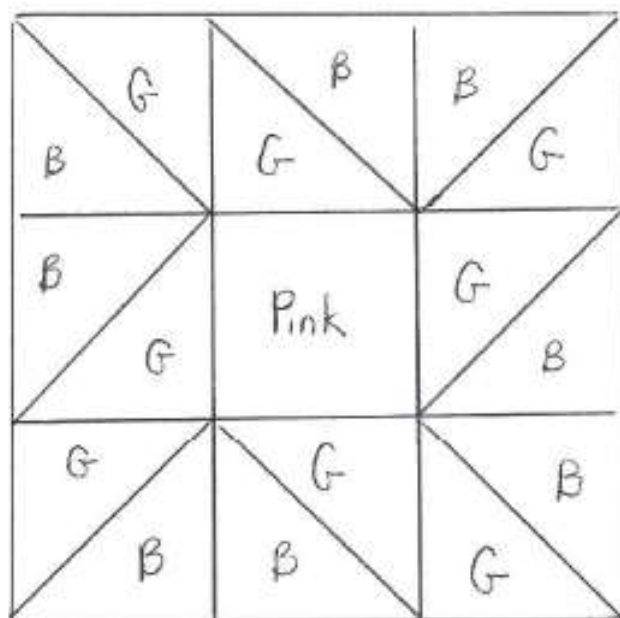
Technique-Pieced

Size- 12 1/2' x 12 1/2'

Fabric- light blue, green, pink

Cutting: light blue	4	4 7/8" sq	☒
Green	4	4 7/8' sq	☒
Pink	1	4 1/2' sq.	

Pieces-17



Survey for 2017 Programs Committee: Please circle your answer(s).

I enjoy quilting that's:

traditional appliqué modern artsy landscape

Regarding using computer software with quilting, I:

like it never use it want to learn about it

I want to hear speakers with trunk shows:

more than half the time half the time less than half the time

Following a speaker's lecture with a workshop:

is essential doesn't have to happen

I will attend a speaker's workshop:

always most of the timesometimes never

Short answer: What will get me to a speaker's workshop?

I would like to hear this speaker: _____

I would like to learn this technique in a workshop: _____

Using a scale of 1 to 3, what topics would you enjoy having on **SPEAKER** nights?

1 = Not interested 2 = Could take it or leave it 3 = Very Interested

- | | | |
|------------------------------------|---|------------------------------|
| _____ Art Quilts | _____ Trunk Shows | _____ Crazy Quilts |
| _____ Scrap quilts | _____ Dyeing fabric | _____ Watercolor quilts |
| _____ Hand appliqué techniques | _____ Miniature quilts | _____ Painting on fabric |
| _____ Caring for quilts | _____ Modern quilts | _____ Landscape quilts |
| _____ Fat quarter quilts | _____ Trapunto techniques | _____ Miniature quilts |
| _____ Composition tips | _____ Ergonomics for quilters | _____ Traditional patterns |
| _____ History of quilting | _____ Quilting shortcuts | _____ Using photos in quilts |
| _____ Fabric folding/3D techniques | _____ Improvisational piecing | _____ Hand quilting |
| _____ Insuring/appraising quilts | _____ Machine quilting | _____ Hawaiian quilts |
| _____ Embellishment techniques | _____ Copyright law and quilting | _____ Redwork Embroidery |
| _____ Choosing fabrics/color study | _____ English Paper Piecing | _____ Paper Piecing |
| _____ Finishing (miters, binding) | _____ Wearables (jackets, purses, etc.) | |
| _____ Quilt movies | What? _____ | |
| _____ "How'd U do that" skills | What skills? _____ | |

Other: _____

Would you be so kind and go back to **CIRCLE** what really interests you as a **WORKSHOP**. *Thank you!*

SCCQG 2016 Quiltfest Oasis Palm Spring Exhibit
Presented by Mancuso Show Management

“Capturing the Colors of California - Hues, Tints, Shades, and Tones”

HUES are the fundamental pigments that identify the full gamut of colors.

TINTS are merely any colors with white added.

SHADES are humbly any color with black added.

TONES are initiated by greying down hues with both white & black.

As you travel around the highways, byways, unknown locations, and surprising vistas in the state of California, what colors are unique to that particular spot? Is it the blues of the oceans, the greens of the forests, the neutral tones of the desert, the oranges of the poppy fields, the varied colors of the mountains or a cityscape? There is a continuous difference in the colors affected by the surrounding environment, temperature and the weather conditions from one moment to the next. Select a color scheme of your choice inspired by that particular place in California. Next, create a quilt utilizing the chosen colors. What traditional or contemporary block(s), appliqué pattern, or mixed quilting techniques could be used to enhance the colors? The quilt can be traditional, modern, or an art quilt.

Parameters:

- ❖ Create a quilt based on the theme “Capturing the Colors of California.”
- ❖ The entire quilt, oriented horizontal, must measure 24” horizontally and 20” vertically, including binding. Embellishments must not protrude more than ½” from the surface of the quilt.
- ❖ The quilt must be made with fabric and quilted either by hand or machine or both. It must consist of three layers, and be either bound or closed along the edges.
- ❖ On the reverse side include a label with your name, email address, mailing address, phone number, and quilt title and the guild to which you belong. A four 4” sleeve is required.
- ❖ Your entry must be free of any text or images protected by copyright, unless you have the expressed written permission from the person or institution that holds the copyright and you provide that written permission with your submission.
- ❖ The entry form must be completely filled out including a brief statement sharing your inspiration for the quilt linked to the theme of the challenge of no more than 150 words. Include a photograph of your quilt with the entry form.
- ❖ An entrant must be a current member of a member guild of the Southern California Council of Quilt Guilds.
- ❖ By completing a Call for Entry, you are agreeing to allow your work to be displayed for the duration of the Festival.
- ❖ Entries must be submitted by June 1, 2016. Your entry should be sent to Stephania Bommarito, 18924 Patronella Avenue, Torrance, CA 90504.
- ❖ Further information to follow regarding where and when to send your quilt for collection.
- ❖ If you have any questions, contact Stephania at 310-503-7989, quiltwizard1024@gmail.com.

A great website to discover the many possibilities of including tints, shades, and tones with hues to form a color palette for your quilt can be found at www.design-seeds.com



Southern California Council of Quilt Guilds
 Quiltfest Oasis 2016 Exhibit - Entry Application

“California’s Hues, Tints, Shades, and Tones”

Entries will be acknowledged by a reply e-mail to you. If you do not receive a reply e-mail, we have not received your application! When completing the application, please fill in ALL grey areas as applicable. We will only accept applications that are complete (measurements, descriptions, etc.) and have a digital image provided.

Please forward your entry applications to Stephania Bommarito at. If you have questions, please contact Stephania at 310-503-7989, quiltwizard1024@gmail.com.

Committee Use Only		Entry #			
Exhibitor's Name ▶					
Quilt Guild					
Address ▶					
e-mail ▶					
Phone	Home ▶		Work ▶		Cell ▶
Title of Entry					
Description (100 words or less)					
Techniques Used					
Hand Pieced ▶		Machine Pieced ▶		Hand Appliquéd ▶	
Hand Quilted ▶		Machine Quilted ▶		Back Art ▶	
Other					
Measurements in Inches as hung		Width (horizontal) ▶		Length (Vertical) ▶	
Only complete applications will be accepted.					
<p>PLEASE READ AND SIGN BELOW. Release for photography. The guild may arrange for a photographer to take pictures of our exhibit. If you do not want your quilt photographed, please indicate "NO" below in the signature block.</p>					

Signature:

Date:

Community Service

Following up on the Home and Gardens Show all we can say is "Wow". Debbie Williams, Stephanie Johnson and I set out a display of donations items from our guild to various organizations for the show. The general public loved it! We passed out a lot of cards and bookmarks inviting interested parties to join us.

We have currently donated to Cal Vets /VA , Habitat for Humanity, Paul Newman's The Painted Turtle Camp , Santa Clarita Valley Senior Center and many more.

Thanks to all of you who contribute! Watch for the reminder list "- what I signed up to bring for the May meeting." I will get that out in the next week.
Happy Sewing,
Dana Montague

mdlsmontague@sbcglobal.net

[818-642-3072](tel:818-642-3072)



Home And Garden Show Boutique

Our 2016 Boutique at the Home and Garden Show was a terrific success. Quilt Guild Volunteers and shoppers braved windy, warm weather to see the many and varied items made and donated to be sold. Aprons and shopping bags were high on the shoppers' preferences as were the ever-popular Chicken Pin Cushions.

Home And Garden Show Boutique

(cont'd)

The big winner for our guild was the interest of those attending the Show in our Guild. We gave out lots of bookmarks with our upcoming events and many who did not know that the Santa Clarita Valley had a quilt guild were happy to see our many philanthropic activities in support of our Valley.

We were allotted additional space and were able to display our Habitat for Humanity quilts and displays of what we do. We look forward welcoming newcomers to our meetings so please be on the lookout and greet new visitors as well as those joining our guild! We want them to feel a part of what we are and do.

A great big thank you to all those who helped make the boutique a success. Special thanks to those who sewed and donated items; without your hard work we would have nothing in the boutique. I wish to thank all those wonderful people who came out and volunteered, met with visitors at the boutique and explained what we do and who we are! The setup and takedown helpers were terrific also! If I name names, I know I'll forget someone, so thank you everyone! You all know who you are.

Thank you Kris for your guidance and help!!

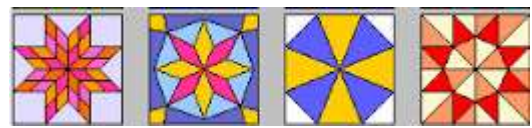
Total sales for Saturday, April 16th was \$388.00
Total sales for Sunday, April 17th was \$238.00

Kat Bellue

1st Vice President and Boutique Chair

Call me at 661-753-3359 or email at

catball6@yahoo.com



Ways and Means

Great meeting in April! Also nice return for our Ways and Means Baskets. We took in \$134 for our guild. Our Batik Basket was well received.

You can still get tickets for the 22 half yard cuts of assorted batik fabrics along with the bottle of Champagne and lovely chocolates. Tickets will be available at the May, July and August meeting with the drawing at the August meeting for the lucky winner. Many delicious fabrics are in there; so don't let this go by.

Our winners for the April baskets were the very lucky Lind Von Mohr who won The Sewing and the Garden basket. Our Cat basket went to Marcia Dains.

The Thank You gifts went to Dana Montague, Patty Vergon and Bunnie House. Congratulations to all and hope you enjoy your winnings.

The May baskets bring you a Purple explosion basket, a Cooking themed basket and a Red Basket with a wonderful fabric calculator.

Thank for all your support,

Debbie Williams and Ellie Smith

Hospitality

Hospitality
A-M Bring snacks

Kathy Foster

*****Mini Groups*****

Saturday Quilters ***

Mary Beth Will 323-387-2260
Meets last Saturday of Month
12:30 to 5:30 p.m. at church behind Goodwill. Attendees split \$50 fee and share snacks.

Super Star Quilters ***

Patti Voyles 259-6198
Meets first and third Tuesdays
7 p.m., rotating member's home

Cut-Up Mini Group (full for now)

Joyce Wilkinson
Meets the fourth Tuesday of each month

Monday Mavens ***

Kris Dolan 296-7573
Meets first and third Mondays
9 am to 3 pm (We lunch at La Cocina)
Call to verify location
(Maven means connoisseur/mentor)

*** indicates membership is open. If you want to attend a meeting, we recommend calling to be sure that nothing has changed since this listing



Quiltin' for You!

Quilting your memories
Fine Custom Longarm Quilting

Joyce Wilkinson
24181 Matthew Place 661-200-3407
Newhall CA 91321 661-753-7865

MY EMBROIDERY SERVICE

FOR THAT ONE OF A KIND GIFT
OR YOUR CORPORATE
NEEDS

NO MINIMUM ORDERS

CUSTOM LOGOS
TEAM UNIFORMS
TACKLE TWILL
SHIRTS
CAPS
JACKETS
APRONS & BAGS
PATCHES
PERSONALIZED GIFTS

661 297-5074
LBURSCHING@THEVINE.NET

Bob & Linda Buesching
23023 Ash Glen Circle
Valencia, CA 91354

Rossi Computer Repair

Over 10 Years Of Experience!
Thomas Rossi
Owner



661-860-1370

Rossirepair@gmail.com

Candy's Quiltworks



Fabric, Books, Kits,
Notions, Patterns
& Gifts

M-F 10 AM-6 PM
Wed. til 7 PM
Sat 10 AM-5 PM
Sun. Noon-4 PM

8549 Reseda Blvd., Northridge, CA 91324
818-349-SEWS (7397) 818-349-7339 fax
candysquiltworks@sbcglobal.net

DONNA CHIPPERFIELD

Longarm Quilting
Computerized and Free Motion
Designs created for each quilt

805-338-6236
Donnachipperfield@gmail.com

Reeves COMPLETE AUTO CENTER, INC.

DAVE REEVES
(661) 252-1400

26821 RUETHER AVE., UNIT G
CANYON COUNTRY, CA 91351
www.reevesservice.com
dave@reevesservice.com

TUNE-UPS
OIL CHANGES

BRAKES
A/C REPAIR

PATCHES

- QUILTING & SEWING CLASSES
- LONGARM QUILTING CLASSES & RENTALS
- QUILTING FABRICS
- NON-PROFIT PHILANTHROPIC ACTIVITIES
- EMBROIDERY SERVICES

www.patchesfabrics.com
Email: patchesfabrics@hotmail.com

818-709-2678
9749 Mason Avenue
Chatsworth, CA 91311-5208

Karen Roberts, AAMS®
Financial Advisor

Edward Jones

MAKING SENSE OF INVESTING

23422 1/2 Lyons Avenue
(Lyons Station at Apple Street)
Santa Clarita, CA 91321
Bus. 661-288-2120 TF. 888-288-2221
Fax 888-826-3911
www.edwardjones.com
California Insurance License OC24309

Things to Remember:

- ❖ *Next meeting, May 12th.*
- ❖ **Initial sign-in sheet at the door**
- ❖ **Verify your contact information.**
- ❖ **Wear your name tag**
- ❖ **Bring Show and Share quilts**

This Month's Calendar

May 12th, 2016, 7:00 PM

Monthly Meeting

Santa Clarita United Methodist Church

26640 Bouquet Canyon Road

Saugus, CA.

Thursday, May 19, 6:30PM Business

Meeting - Newhall Public Library



Check out our website:

www.scvquiltguild.org

WOW! See the newsletter online!

Santa Clarita Valley Quilt Guild

P.O. Box 802863

Santa Clarita, CA 91380-2863

FIRST CLASS MAIL