



Santa Clarita Valley Quilt Guild

"Promoting the art of quilting through sharing, friendship, education, and meaningful service to our community."

From Our President

By definition, a guild is a group of people with related interests and goals. That seems especially accurate when I look back on our Holiday Party. We were definitely interested in quilt related news from Pincushion Boutique, good food, shopping, and a nice evening with friends. If our goal was to have a great time, I think we did it!

One bit of information that was not mentioned at the party is that Carol Moore and Patti Voyles were the members responsible for making those wonderful pears that adorned the table. That sure added pizzazz to our tables. If you talk to them about the pears, they say they were easy and pretty quick.

The year holds a lot of promise for us. Our new Vice President in charge of Programs, Kris Dolan, has a terrific line up that kicks off with a speaker that not only brings us an interesting talk, but a mobile quilt shop as well. Kris will have complete details elsewhere in this newsletter, so look for details.

I hope you will keep your ears and eyes open for a way you can become involved in our guild activities. Everything is richer and more enjoyable when there are many hands and minds involved.

I am proud to be your president and I thank you for the opportunity. I am looking forward to helping our guild continue good work, education and the pursuit of quilting. If I haven't had a chance to meet you, please hunt me up and say "Hi".

Wishing you the best times in 2009.
Susie Bakman

Programs

Our January 2009 program will feature "Less Than Traditional" by Raylene Bement. This is a technique for making circles from squares. Like easy Cathedral Windows. She says it's easy enough for the beginner and quick enough for the impatient. She will be bringing her traveling quilt shop. Raylene has offered to provide one door prize for every 10 in attendance. Wow! 60 attendees, 6 door prizes!

February 2009 will be a Community Service "Turtle Night". We have been asked to sew more of those cute little turtles for the Turtle Camp. We will provide the patterns and fabric. Please join us to cut, pin, sew and iron for those wonderful children who will be attending Turtle Camp this year.

Kris Dolan
VP, Programs

Scholarships

One of the perks of membership in the SCVQG is the opportunity to apply for up to a \$50 scholarship to take a Quilt class. After taking the class, and, fulfilling one of the options to return something to the guild, you will receive the scholarship money. For all the details please stop at the Scholarship table at the guild meeting and pick up an application.

Membership News

It was wonderful to see so many of you at the holiday party.

Please sign in when you arrive at the meeting, so I can get a head-count, and give you a ticket for a door prize raffle.

I have started to collect membership dues for 2009 : \$25 regular membership; \$22 for members 55 years young, and over; and \$50 for Associates/Sponsors (including an ad in the newsletter).

Please do not delay your payment.

Adva Price
Membership Chairperson
adva_p@yahoo.com
298-1385

Sunshine –

I was able to take a card signed from friends and former students to Pat Palmer at Loving Stitches last week. She was so stunned. She gave me a hug to pass along and says many thanks. They didn't have insurance, but are finding that many people show a lot of love and caring. Drop in and see her and give her a hug when you get a chance.

Patti Voyles,

Block of the Month

Millie Kerr was the winner of the Dec. stars. Congratulations Millie the blocks you won were beautiful.

The block for February is a community service block for the Quilts of Valor. When we did blocks last year we collected more than 160 blocks. Let's see if we can do even better this year. See you at the January meeting. Any questions please give me a call.

Barbara E. Montejo
661-670-0293

Community Service - Guide Dogs Quilt

I am attempting to meet with Cag who is the coordinator at Guide Dogs for this effort. I hope we can present the quilt at the January meeting. The quilt has been bound - thanks Lola for finishing that up, and Chris Wong is putting on the signature block and the sleeve. Thanks to everyone for a very successful effort.

Patti Voyles, GDA Quilt Coordinator
Patti.voyles@att.net

Presidents' Quilts News

The quilts were given to Dana and Carol during the holiday party. We finished them in the nick of time :-).

Thank you to everyone who made a block. Thank you to everyone who helped with the assembly. Thank you to Sherryl Zurek for the wonderful quilting, and Susie for writing the beautiful poems.

Adva



21515 Soledad Canyon Rd #121
 Santa Clarita, Ca 91350
 661-254-1296
Lovingstitches1@aol.com

UPCOMING EVENT:
 Annual Inventory Reduction Sale—
 Saturday and Sunday, January 3 & 4.
 30% Off Saturday and 35% Off Sunday on all
 regular priced fabric (1/2 Yard minimum).

*******Mini Groups*******

Friday Friends ***

See Caryl Jo or Cherrie Maylis
 Meets 2nd & 4th Fridays
 7 PM Shadow Hills Presbyterian Church
 10158 Johanna Ave. Sunland

S.E.W.U.P.'s

A Quality II 255-1870
 25864 McBean Parkway, Valencia
 Meets Tuesdays at 10 AM

Sisters in Stitches

Lavonne Davidson 251-9795
 Meets every other Wednesday 10 AM

Super Star Quilters

Patti Voyles 259-6198
 Meets first and third Tuesdays
 7 PM, rotating member's home

TGIF at Night ***

Patti Voyles 259-6198
 Friday 7 PM at A Quality II
 ***** McBean Parkway, Valencia

The Tuesday Night Group ***

Carle Kouri 661-252-0741
 21303 Soledad Canyon, Saugus
 Greenbrier East Mobile Home Park
 Recreation Center 5:45 p.m

***** Groups noted in this way welcome new members.
 Call first in case meeting details have changed.**

Recipes from our party!

Trifle

Duncan Hines brownie mix, made as directed for
 chewy brownies, with 1 tsp peppermint flavoring
 added
 2 recipes chocolate pudding, with 1.5 tsp peppermint
 flavoring added
 1 16 oz carton Cool Whip, flavored with 1 tsp
 peppermint flavoring (I would use 2 tsp next time),
 colored pink
 crushed peppermint candies, approx 1/4-1/2 cup

Divide the brownies into thirds, break 1/3 into bite
 sized pieces into bottom of trifle dish
 Spread with 1/3 of pudding
 Sprinkle with candies
 Spread with 1/3 of Cool Whip
 Sprinkle with candies
 Repeat layers 2 more times
 Done
 Beautiful!

Enjoy,
 Sherryl Zurek

Vacuum Cleaner Cookies

1/2 c. margarine(not butter). melted
 1(18.23 oz.) box of yellow cake mix
 3 eggs
 1 8 ounce pkg. of cream cheese, softened
 1 1 pound box of powdered sugar
 1/2 cup flaked coconut
 1/2 cup chopped walnuts or pecans
 Combine margarine, cake mix, and 1 egg. Stir
 together until dry ingredients are moistened. Pat
 mixture into bottom of well greased 15 x 10 jelly
 roll pan.
 Beat remaining 2 eggs lightly, then beat in
 cream cheese, and powdered sugar. Stir in
 coccnuts and nuts.
 Pour over mixture in jellyroll pan, spreading
 evenly. Bake at 325 degrees 45 to 50 minutes or
 until golden
 brown. Cool pan on wire rake to room
 temperature. Makes 4 dozen bars.

Barbara Montejo

Beverly's Fabrics
 Your Idea Store.....
 (661) 298-3844
 19150 Soledad Canyon Rd, Canyon Country, CA 91351
 Mon-Fri 9 - 8, Sat 9 - 6, Sun 11 - 5

15% off* for SCV Quilt Guild members
 (bring this newsletter to receive discount)

**excludes TY, Root Candles, Crystal P Yarn & Webkin2*

FABULOUS FABRICS

Watch for us at the Shows

www.ihavefabrics.com

Call or email to place an order

donna@ihavefabrics.com

661-600-6044

Donna Silas, owner

Saugus, Ca. 91350

Longarm Quilting



Donna Chipperfield
 661.268.1649

Custom Designed Clothing & Leather
 Fax: 661.268.1082 • email: dvsews@rs.net

Big City Fabrics

Quilting - Fabric - Supplies


Jean Ellison

Proprietor

43941 15th Street West
 Lancaster, CA 93534

Phone: (661) 942-7172
 Fax: (661) 942-4153








Authorized *Bernina* and Pfaff Dealers

A-Quality II Sew and Vac
 25864 McBean Pkwy
 Valencia Ca 91355
 661-255-1870
aquality2@sbcglobal.net
www.aquality3sewandvac.com
 Sales and Service
 Located In Granary Square



BOOTHILL
"Patches"

A Fabric Shop



7620 Tampa Ave. • Reseda, CA 91335
 (818) 344-2678 • Fax (818) 344-1259
 E-Mail: boothill94@aol.com

Grace Bailey
 661-433-1909
 28107 Boulder Crest Ct
 Canyon Country, Ca 91351
 Email: gracebaily@socal.rr.com
 Web: www.tsmquilts.com

OPERATION Blocks for the BRAVE

Feb. 2009

proudly making
RED, WHITE & BLUE
QUILTS OF VALOR

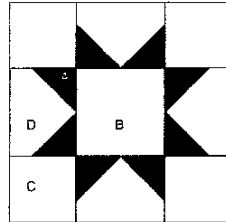
GET YOUR RED, WHITE & BLUE BLOCK ON!
Any appropriate red, white and blue fabric is fine.

Quilts of Valor Sawtooth Star

10" finished size block 10 1/2" unfinished
13 1/2" - 14 1/2" unfinished size after adding sashing

QOV Instructions:

1. Use 100% cotton, quilt store quality fabric that is pre-washed.
2. Sew skimpy 1/4" seams to allow for the fabric lost in pressing.
3. Use patriotic colors to make the block. Background can be white, cream, tan, beige, etc to co-ordinate with other fabrics.
3. Use 2" or 2 1/2" strips to frame the block. Later the block will be trimmed to 12 1/2", but do not trim yet.



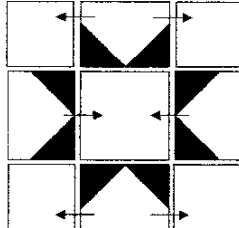
Cutting Instructions for Each Block:

Star Points	Cut eight squares 2 1/2" x 2 1/2"	A
Center Square	Cut one square 4 1/2" x 4 1/2"	B
Background - Corners	Cut four squares 3 1/2" x 3 1/2"	C
Sides	Cut four rectangles 3 1/2" x 4 1/2"	D
Sashing for frames (these do not have to be exact)	Cut two rectangles 2" or 2 1/2" x 11"	
	Cut two rectangles 2" or 2 1/2" x 15"	

Sewing Instructions:



you sew along side the line from corner to corner to allow for the fabric lost in pressing. Press toward corner to make triangle. Trim excess, to leave 1/4" seam allowance. Repeat with the remaining A squares on the right side of D. Units should measure 3 1/2" x 4 1/2". Repeat to make four.

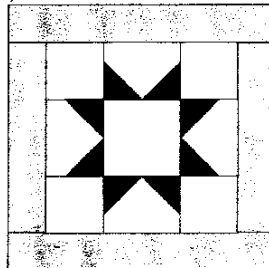


2. Lay out units and remaining pieces as in drawing at left. Sew units together in rows, pressing seams as indicated by arrows inside block diagram. Sew rows together and press away from center row as shown with arrows beside block. Trim to straighten the edges if needed.

3. Treat the sashing strips like borders. Place the 11" sashing strips down center of block, vertically. Mark the length needed and cut

that length. Sew to the two sides, easing the block to fit sashing. Press toward the sashing. Repeat with the 15" sashing strips and sew to the top and bottom. Press toward the sashing.

4. Do not trim. Later the blocks will be trimmed to 12 1/2".



Note:

- Quality fabric does not have color run when washed.
- Use red or blue sashing (print ok).
- Block background can be red, white or blue.
- Use true 1/4" seams
- Be sure to attach identification tag with first and last name and city and state on EACH block with a straight pin.

Things to Remember:

- ❖ Bring Block of the Month Entry
- ❖ Initial sign-in sheet at the door
- ❖ Wear your name tag
- ❖ Food: Drinks:
- ❖ Sign up for email delivery of newsletter - or email me!
- ❖ Bring your own cup or glass to help us with the expenses!!!
- ❖ Show and Share quilts

If you have an article or item for the newsletter, it should be submitted by Saturday following the business meeting.

This Month's Calendar:

January 8th - General Meeting 7:00PM
Santa Clarita United Methodist Church
26640 Bouquet Canyon Road
Saugus

January 10th - Southern California Quilt Guild Council meeting - Reseda. Call Patti if you want to attend for details.

January 15th - Business Meeting 7:00PM
Green house Café
Bouquet Canyon Road
Saugus

Santa Clarita Valley Quilt Guild
P.O. Box 802863
Santa Clarita, CA 91380-2863



Check out our website:

www.scvquiltguild.org

WOW! See the newsletter online!

FIRST CLASS MAIL