

SCVQGG Show and Share

January 13, 2022

Vicki Reti

Kalidiscscope



Vicki Reti

Morning Glory



Doryce Fitzgerald

This was made from a basket I won from ways and means and extra fabric from a donation. I think it was from the fabric sale.



Doryce Fitzgerald

I made these two quilts with leftovers from Joann Lombardi.



Doryce Fitzgerald

This years mystery quilt from Project Linus. I'll be entering it in their contest. I hope you'll support me in February.



Doryce Fitzgerald

This one I embroidered
over a long period of
time



Doryce Fitzgerald

This is a quilt jacket I made after seeing it in the Quilty pleasures newsletter a few weeks ago. It is made from a quilt that was made by my brother in law's great grandmother. It was just sitting in a closet. Some parts were threadbare and others looked great. He is thrilled that it is getting a new life and so am I!



Darlene Stump

I've completed these from last year's block of the month squares. I thought it would be nice to show the final product from all the parts



Darlene Stump



Darlene Stump



Darlene Stump



Darlene Stump



Melissa Nilsen

Whales Tales: this is a small lap quilt I made for a friend who lives near the ocean. It's curved piecing and I used both walking foot and free motion for the quilting.



Melissa Nilsen

Diamond Star Sampler: I've long wanted to make a Lone Star quilt, so when I came across a book last Spring called "Diamond Star Quilts" by Barbara Cline, I purchased it. I had originally planned to make this for my friends in that series of 17 I worked on last year, but when I completed all the Lone Star blocks, I decided I couldn't part with them, so I set them aside until I finished the series. I put the top together and quilted it just before Christmas, and it's now hanging in my front room.



Carol Carter

This is a fabric basket I made from Tendersmile Handmade UTUBE channel.

1 of 2 pictures



Carol Carter

2 of 2 pictures

Top View



Patti Voyles

Finished IFFI! This is a modern setting.
The blocks and sashing had to be hand
sewn to match the “lines”.

Julips in my Garden

*Made from a free pattern called “Country Garden” printed on
the wrapping for a Mountain Mist Batting. Squares were made
in the late 70’s as part of a king size top, sewn and appliqued by
Helen Christman. Donated at my friend Fthie’s guild by
Helen’s niece and later given to me. Block arrangement
designed and assembled by Great Aunt Patti Voyles (me)
sewing by hand until the outer borders, and then the binding
after it was quilted. Quilting by Sue Handley in 2021*

*Made with love for Opal Belle Atker,
Born November 5, 2017
Weighing 7lbs 11 oz
to Kelly and Anthony Atker*



Patti Voyles

Finished IFFI! A round robin
from years ago!



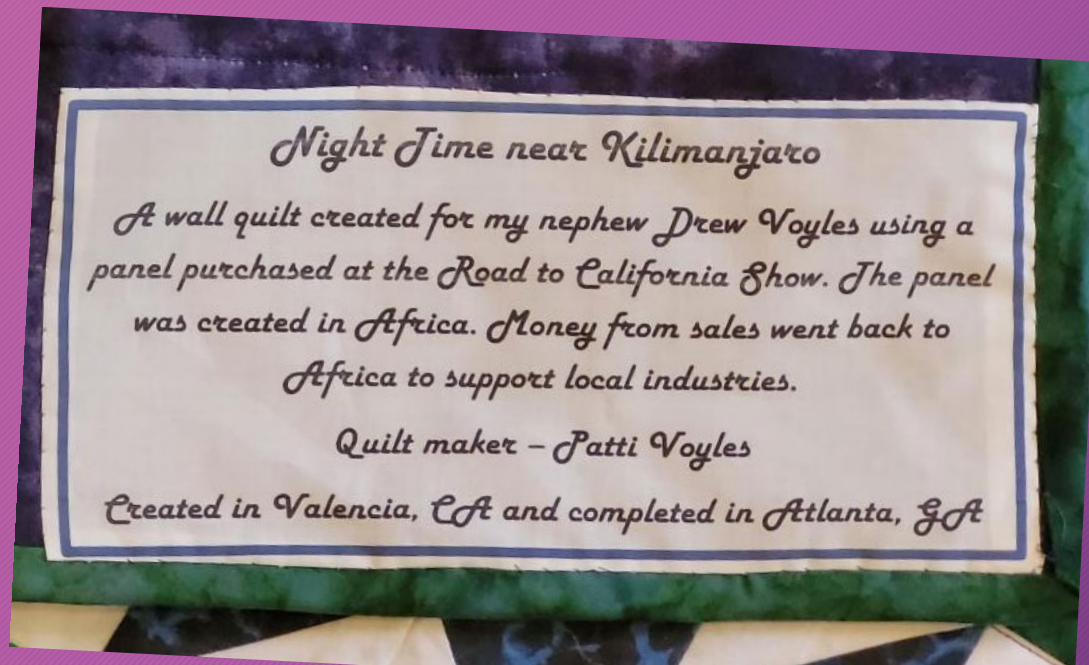
Patti Voyles

From my IFFI list, a quilt for my great nephew Coe, pattern is from early 90's and I bought it to make a bigger quilt for his father. I did change some of the fabric!



Patti Voyles

Another from my IFFI list. Panel purchased at Road but made in Africa. My nephew runs a business that conducts climbs of Mount Kilimanjaro among others.



Patti Voyles

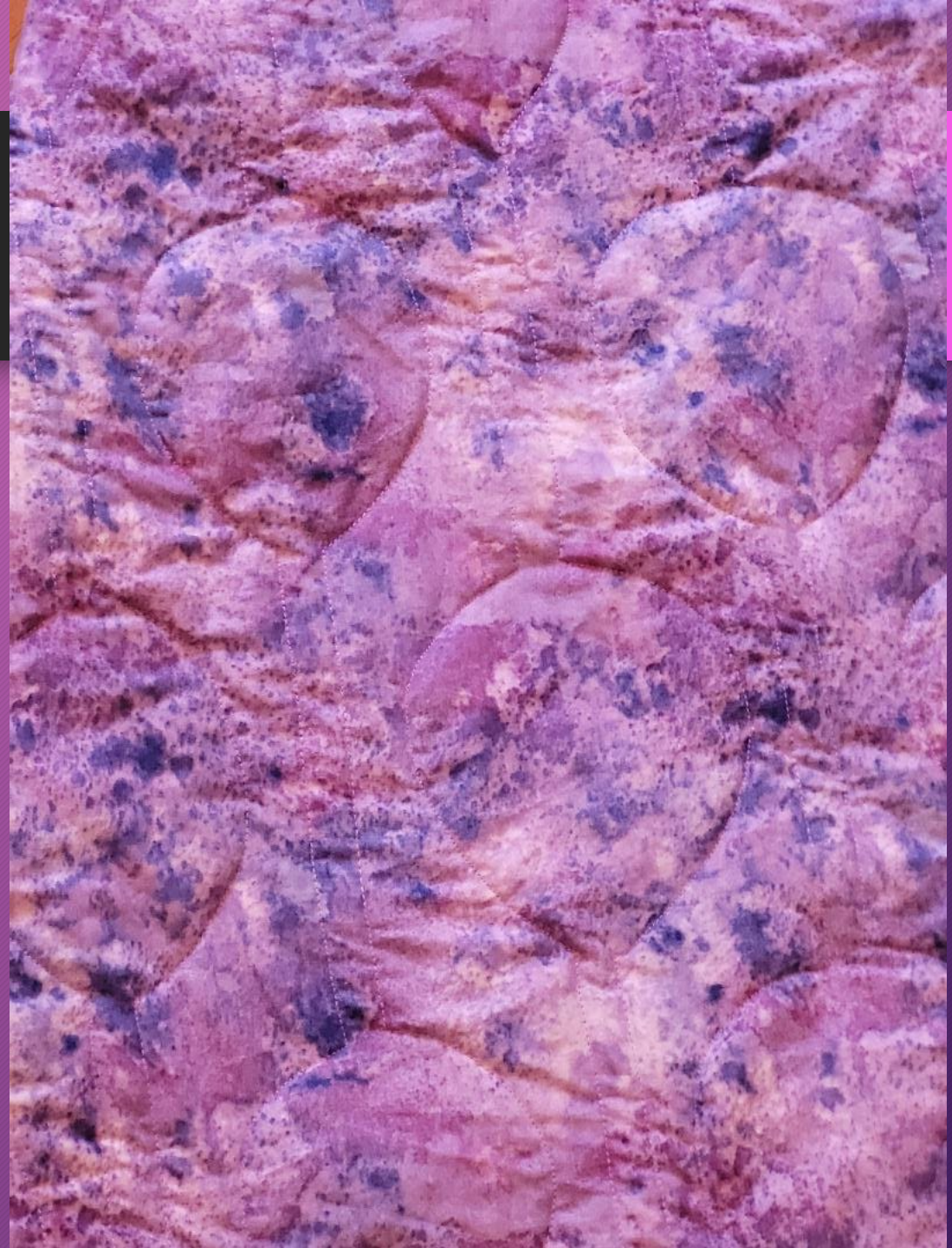
Riley's Garden

Made from an incomplete one block wonder that someone gave up on. I had lots of fun figuring out a way to arrange the blocks and then sewing it together. I had to make over 2/3 of them. They are sewn in sets of 3 and then in long strips. Machine quilted with walking foot. 2019-2021



Patti Voyles

Quilting on the
back and label



Patti Voyles

A quilt for my mother.
Made in the early 90's
with colors she loved. She
gave it to my brother Bob
before she died. It was a
good lap quilt on cool
nights in Georgia



Patti Voyles

Next are quilts from my brother Bob's attic. They survived the house burning and the water damage. Some I had forgotten. This was started at a fabric swap through My Next Quilt. I stopped in to get the fabrics and leave mine on the way to a business trip in Atlanta.



Patti Voyles

One of my nieces watched me laying it out on my Mother's living room floor (on that same trip). She told her she really liked it and wanted it. She did get it for graduation... as it is labeled. Quilting pattern was used for label. Quilting was freeform.




Patti Voyles

Another fire survivor, this had been retired to the attic, originally one of two identical quilts for the twin beds in my nephew's room. Made from two kits purchased at Tuesday Morning in 1980.



Patti Voyles

One of what feels like hundreds of tree skirts I have made. This one also survived the fire and was in use under the Christmas tree again! Made 2003



Aunt Mattie

I was not sure if this was Grandmother Lillian, her sister Aunt Gin or my Great Aunt Mattie's work. My brother remembers her saying Aunt Mattie so we put a label on it with her name. That is why all those quilts were out! This one is 100% by hand including the quilting and is made for a double bed with 30's fabrics. The border is sewn to indicate top of the bed. It is a very traditional fan pattern.



That's all for this month!!!

