



SANTA CLARITA VALLEY QUILT GUILD

*Volume 36 – Issue 02
February 2025*

Our mission is to stimulate an interest in quilts, to promote and advance the art of quilt making, to conduct educational programs and services in the design techniques and preservation of quilts and quilt making; and to promote quilting in philanthropic endeavors.

PRESIDENT'S MESSAGE FOR FEBRUARY

January was a busy month. We had our first guild meeting, Triple R, and Road to California. Our January speaker, Kena Dorsey, shared with us the types of African prints and their bold and beautiful colors. This month, we will have Tina Curran as our speaker.

Triple R was attended by 20 members. The emphasis was on how to get more members involved with shadowing our chairpersons and officers. Our goal is to make our newer members more aware of our community service projects.

Marcia Dains will be the Cowboy chairperson, and Melissa Nilsen will chair the construction of the 2026 Opportunity Quilt. More information will be coming soon.

If you attended Road to California, I hope you viewed our "Purple Hole" quilt and our guild's logo in the SCCQG section.

Hope to see you at our next meeting in February.

Penny Kendall-Lawrence

INVITATION TO OUR FACEBOOK PAGE

YOU ARE INVITED! The Guild has a private Facebook page, and all members are invited to apply. You must answer the 3 questions that are posed when you request membership, the most important one is "Are you a member?" As administrator of the FB page, I personally approve or deny requests. Birthday wishes for guild members, quilt related cartoons or motivational project ideas are posted. Any member can post quilt related material, and we would love to see your quilting, in progress or finished.

Please join us.

Marcia Dains



COWBOY FESTIVAL

Yeehaw! Cowboy Festival is here! April 12 and 13th at Hart Park and we are signed up.

It is one of our more successful events, not only in money, but in public exposure of who we are and what we do. The winning Opportunity Quilt ticket was sold there last year. People seek out our booth to see what wonders we have for purchase.

Although I have not done an official inventory of what we have available, (will have by the February meeting) items with cow, sheep, farm, patriotic themes were requested. Denim is a favorite as well. Please do not make any more microwave bowls or mug rugs until I check the inventory. In the past we have had ample supply.

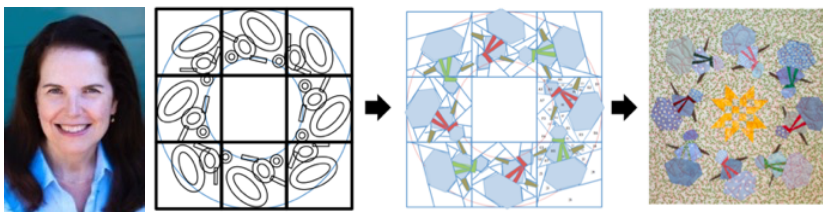
We will need workers for Saturday, April 12 and (Palm) Sunday, April 13 from 10 - 6. Please check your calendars and be ready to sign up at either the February or March meetings. It is so much fun, and a great way to get to know other members.

Marcia Dains and Barbara Schnepps
Co-Chairs

PROGRAMS – MY DESIGN PROCESS – FROM CONCEPT TO QUILT

At February's meeting we will be welcoming Tina Curran for a lecture on inspiring us to design and create our own quilts. She will discuss the design process by breaking it into its elements. She will provide examples of the design, execution, and solutions.

We will be taking Tina Curran out to dinner at Stonefire Grill (Cinema Drive) prior to our meeting at 4:45 pm. We would love members to join us. It's a great time to socialize with other members and get to know the speaker too. (dinner is at your own cost).



Jerri Stoyanoff
Programs



SOUTHERN CALIF COUNCIL OF QUILT GUILDS NEWS

The first meeting of the year for the Southern California Council of Quilt Guilds was held on 1/11/2025. Discussion items included:

- SCCQG will have a booth in the main exhibit hall at Road to California to support fire victims.
- Prior to the current fires, a Call for Quits was issued to support victims of the November 2024 Mountain Fire in the Camarillo Springs area. Quilts can also be donated at many local quilt shops.
- For the current fire victims, hold off on additional donations of quilts until organization is complete. Emails will be sent regarding need for quilts in the future.
- The next meeting of the SCCQG will be held on Zoom on 4/5/2025, from 10:00-1:00 PM. This meeting is called "Meet the Teachers". Guild participants can meet and learn about teachers who are available for presentations at Guild meetings. It is a good opportunity to plan programs for future meetings. Preregistration is required and opens on 4/1/2025.

Connie S.
1st Vice President



COMMUNITY SERVICE

In answer to a recent query - Who should a guild member contact if she wants to make a quilt for a particular organization and would like to gather supplies from storage?

Contact the chairwoman for that particular project. In the event that the two of you are not able to coordinate a meeting time and date in a reasonable amount of time, you may contact myself or another chairwoman. Provided she is available, she can facilitate the meeting. Debbie Ackerman SCV Senior Center, Dana Montague Family Promise, Finally Family, R.I.S.E., Lucy Scinta SCV Pregnancy Center, and Patti Voyles, VA, Cal Vet and GDA. These members all have keys to storage.

The guild is fortunate to have our storage facility. All the above-mentioned organizations we donate to have no means to store the items we gift them. Donations to R.I.S.E., Family Promise, Finally Family and the Pregnancy Center are delivered throughout the year upon request. Donations to the Senior Center are delivered in December, Cal Vet and VA are delivered in the spring and fall.

I would like to suggest members craft quilts geared to children of both genders eight years and older. The above-mentioned organizations, particularly R.I.S.E. serve an older population.

Thanks for all you contribute!
With appreciation,
Community Service Chair,
Dana Montague

VA PROJECTS

We are setting an April delivery to the Cal Vet home. At this time, I have a crocheted blanket, 3 vests, and two large quilts. There are top kits (blocks complete) and block kits available. I have at least one top that I wish to spray baste for February. Lots of fabric in the storage unit is available for you to use if you wish to create your own. Please stop by and see if you can assist in getting things done. They asked for medium sized quilts, but will take any size quilt large (70 x 80ish) down to wheelchair (40 x 45) approx., wall hanging, pillows, and vests.

Patti Voyles



GUIDE DOGS

Our quilt donation will be shown at our February Meeting. I hope to have a representative there to pick everything up from us.

Patti Voyles

SENIOR CENTER

Here we go on our quest to make shawls, wheelchair quilts, lap quilts, and of course placemats for the senior center. You can find the measurements on our websites for each item. Once again just one placemat a month can get us to our goal. And each time you turn in an item at the community service table you will receive a ticket for a drawing that evening, and at the end of the year. Our winners at January's meeting were Melissa N, Rhea F, and Judy J.

Thank you for all you do
Debbie A

IFFI CHALLENGE

To all new Challenge participants, the IFFI lists was started at our last meeting in January. Start thinking about what you didn't finish in 2024, or in a previous year, and make a list. You will be able to list up to 10 projects you hope to finish in 2025. Remember there is a \$10.00 participation fee to join. I am so looking forward to working with all of you.

Remember your projects need to be finished, quilted, and with a binding. If you have a label, you will be entered into an extra drawing for a small prize.

The 2025 IFFI Challenge forms are available to download and print from the website.

See you at the February meeting.
Nancy Goettling



MEMBERSHIP REPORT

It's time to renew your membership for 2025. Please see the homepage of our website for our 2025 Membership form to download and print. We will also have some printed out at the meeting.

We have a total of 39 members to date. Please Welcome Barbara Allison, Sarah Comstock, and Janell Cornell as our latest members

When you bring a guest to the meetings, please remind them it will be a \$5.00 fee, if we are having a speaker. You may pay the fee yourself, if you wish.

If you know anyone who would like to join, please bring them to one of our meetings. I think they would enjoy it. We have a great year and lots of fun to come.

We will be taking cash, check and credit card. When you are renewing and have special request such as no pictures or no last name, please note it on your form. If you want to receive the newsletter by mail, you must pay \$16.00.

If you need to order a name tag, please see Sara Nelson at the membership table. The name tags will be handled differently. You will have to pay for the name tag separately, cash is the only way. No credit card for this item.


Membership Chair, Sara-Anne Nelson

Happy Birthday to our February Ladies:



- 1 – Dolores Roux-Jones
- 2 – Karen Nelson
- 4 – Beatrice Sott
- 14 – Judy Chaffee
- 15 – Erin O'Brien
- 22 – Deborah Kalnaku
- 25 – Lourdes Isacson
- 27 – Heidi Falioni





HOSPITALITY

February snacks are A through F. If you bring your snack in a serving dish, please label it. Please also pick it up before leaving the meeting. We don't always know who brought which specific plate, bowl, or casserole dish. We would hate to just leave a member's heirloom dish at the church simply because we do not know who owns it. If you do forget to pick it up, then by having your name on it, we will return it at the following meeting or contact you directly.

Dolores & Kendra
Your Hospitality Team

TREASURER'S REPORT

Bank of America Checking
December 2024

Beginning Balance 12/1/24	\$ 35,379.33
---------------------------	--------------

Deposits and Other Credits

Date _____

16-Dec	DEP	Ways & Means	\$	271.00
16-Dec	DEP	Membership/OP tix	\$	330.00
16-Dec	DEP	Membership/OP Tix - Square	\$	111.81
		Total Credits	\$	712.81

Withdrawals and Other Debits

Date _____

Check

Payee

2-Dec	Fee	Bank of America	\$	1.20
11-Dec	3068	Debbie Ackerman	\$	50.00
16-Dec	3069	Laura Hawkins	\$	44.60
16-Dec	3070	Carol Carter	\$	124.35
30-Dec	3071	Santa Clarita United Methodist	\$	1,350.00
		Total Debits	\$	1,570.15

Ending Balance on 12/31/24	34,521.99
----------------------------	-----------

Darlene Stump
Treasurer



WAYS AND MEANS

Congratulations to the following January Winners!

Bowl-O-Rama	Jann R. (Julie's mom)
X's and O's	Susie R.
Celestial Spirit	Nancy G.
Baa Baa Plaid Sheep	Karen N.
In Love	Jeri B.

We are showing our love this month with some terrific packages for you to win. You can win 4 AccuQuilt Go! floral dyes. They'll help to make some beautiful spring quilts. Also, we have a lovely set of fat quarters, a beautiful kit to make a Texas Square Dance quilt, and a colorful Laurel Burch feline collection. Our final package includes some coffee bean, latte fabric, and a little snack & mug rug. You could be the lucky winner this month. Come by the Ways and Means table to say hello. Happy Valentine's Day!



Laura H and Barbara S



UPCOMING WORKSHOPS

Programs 2025

1/9/25	Kena Dorsey- Lecture - Big, Bold, and Beautiful: Using African Prints in Quilts
1/18/25	Penny Lawrence- RRR- (All members invited) planning meeting for our guild and member involvement 9am-noon Sara's MPR
2/13/25	Tina Curran- Lecture - My Design Process- From Concept to Quilt
3/13/25	Kristie Naranjo- Lecture - Scrappy Applique'
4/10/25	Linda Rasmussen- Lecture -What a Judges See's
5/8/25	Karen Brow-Meier- (Java house Quilts) Lecture - The SMUGGLE Principles
5/10/25	Karen Brow-Meier- Workshop - Fancy Feathers -using the Middle-to-Middle Piecing Method
6/12/25	Community Service Night
7/10/25	Trash to Treasure (formerly known as Block Auction)
7/12/25	Patty Vergon- Workshop - Quilting Patty's Way
8/14/25	Craft Night- Jerri Stoyanoff and Carol Carter- Christmas ornament
9/11/25	Anne Sooner- Lecture - Family History Quilts with trunk show
10/9/25	Shelly Swanland- Lecture-Quilter's Journey
10/11/25	Workshop - Shelly Swanland - Use of Embellishments
11/13/25	Bring your First quilt {if you still have it} and your Last quilt you made - All Members
12/13/25	Holiday Party

The workshop board will be displayed at each guild meeting. Sign-ups for workshops will be in the notebook next to workshop board.

Jerri Stoyanoff and Carol Carter
Programs



MINI-GROUPS

<i>Name</i>	<i>Contact</i>	<i>Meeting Information</i>
Monday Mavens	Doryce Fitzgerald	Meets the 1 st Melissa's house Space limited please RSVP to Melissa Meets the 3rd Monday at Doryce's house Space limited please RSVP to Doryce
Stitch n' Chat	Carol Carter	Meets 4th Thursday of each month at Darlene's house Space limited, must RSVP to Carol. We try to showcase a different Quilting technique at each meeting and then put those techniques to use in creating items for the Guild community service projects.
Quilters in the Park	Kendra Geiger	Summer Heat Hours: Meets every other Friday, 9:30 – 11:30pm, at Central Park near the restrooms closest to the dog park. All are welcome.
Saturday Sewing at Sara's	Sara Nelson	Meets the 3rd Saturday of the month, 10:00am – 2pm at Sara's Multi-Purpose Room. Must RSVP to Sara.

All groups are open and encourage new members. If you want to attend a meeting, we recommend calling the contact to ensure that nothing has changed since this listing.

WEBSITE

To view the January speaker, Kena Dorsey, along with Show and Share photos, please use the drop-down menu to photos page 1 to view.

The home page has the 2025 Membership form and the IFFI form to download and print.

Carol Carter
Web Mistress



2025 OPPORTUNITY QUILT – BEAUTY IN NEW YORK

Our 2025 Opportunity Quilt is Midnight Beauty in New York. The tickets will be distributed to members in April and as always, there will be opportunities throughout the year to help sell raffle tickets at different events. First will be the Cowboy Festival; the winner of the 2024 quilt bought her lucky ticket at this event. There will be a sign-up sheet coming in the next couple of months for all our volunteers to sign up and help sell the winning ticket. If any of you know of other events that we can show off this beautiful quilt and give others the opportunity to purchase raffle tickets, please let myself or TinaMarie know.

Lastly, thank you to all the ladies involved that help make this quilt the “Beauty” it is ❤️.

Tina Louise & TinaMarie
2025 Quilt Moms

BLOCK OF THE MONTH

2025 Mystery Quilt Clue 1

This is the only step that will need a special ruler (so sorry). I have purchased two rulers and will bring them to the guild meeting. I will also bring mats and rotary cutters. You will need to bring your fabric needed for that particular step. I will set it up so you can cut your fabric using the rulers at the guild meeting.

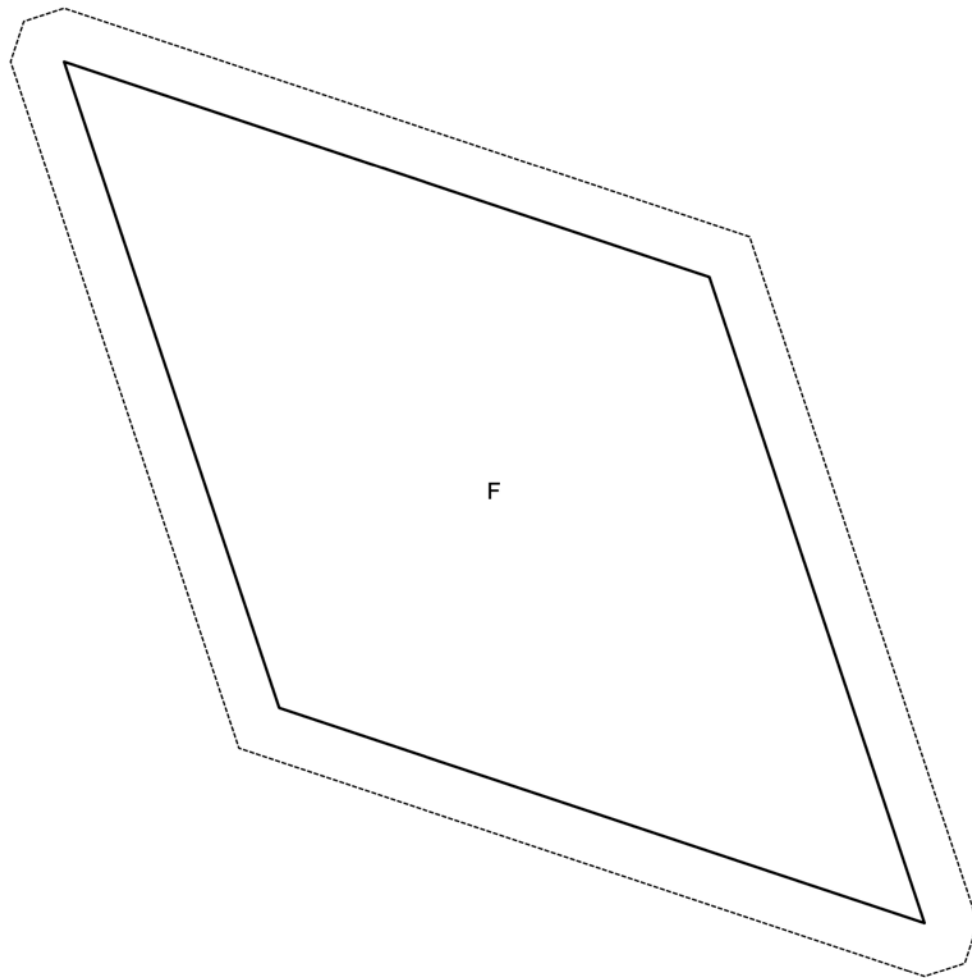
I will also have some kits for those members that just want to make blocks. This will be an ongoing project. Depending on the participation, you may be doing the same block a few times.

Please do not hesitate to email, text, or call me if you have any questions.

Thank you!
Claire



This is the template for the 9" block. If you are doing the 12" block, please contact me and I will send you the template for that block.





Beyond Blessed
© Debi Montgomery
Clue 1

As I mentioned in the requirements, this design is set on point. We will cut those setting triangles first as they are our largest cuts for this design. There are some larger units along the way, but nothing too exciting. We will also cut and assemble a couple of our larger cut blocks in this clue.

First those setting triangles:

BACKGROUND	9" blocks	12" blocks
14" WOF strips	2-3	
Sub-cut to 14" squares	5	
Cut squares on BOTH diagonals for triangles	18 (we cut 20)	
18-1/4" WOF strips		3
Sub-cut to 18-1/4" squares		5
Cut squares on BOTH diagonals for triangles		18 (we cut 20)

Please set these aside with your clues for the reveal. They will "square" our design.

Block A: four of these square in a square units

BACKGROUND	9" blocks	12" blocks
5-3/8" WOF strips	Scraps + 1	
Sub-cut to 5-3/8" squares	8	
Cut squares on ONE diagonal for triangles	16	
6-7/8" WOF strips		Scraps + 1
Sub-cut to 6-7/8" squares		8
Cut squares on ONE diagonal for triangles		16



ACCENT	9" blocks	12" blocks
6-7/8" WOF strips	1	
Sub-cut to 6-7/8" squares	4	
9" WOF strips		1
Sub-cut to 9" squares		4

How's that for easy??

I found the centre of the triangles and squares and finger pressed a little divot, mated them right sides together and stitched. These should measure 9-1/2" or 12-1/2" now. Press these toward the triangles.



Block B: eight of these partial "storm at sea" blocks

**I decided to give you a template for these. I think I will also give you a diagram if you want to paper piece these... two options, please cut only ONE option. I will use the template option.*

BACKGROUND	9" blocks	12" blocks
3-1/2" WOF strips	2	
Using the "Recs" tool cut triangles**	32 sets (64 triangles)	
2-3/8" WOF strips	1	
Sub-cut to 2-3/8" squares	16	
Cut squares on ONE diagonal for triangles	32	



BACKGROUND	9" blocks	12" blocks
4-1/2" WOF strips		2
<i>Using the "Recs" tool cut triangles**</i>		32 sets (64 triangles)
2-7/8" WOF strips		Scraps + 1
<i>Sub-cut to 2-7/8" squares</i>		16
<i>Cut squares on ONE diagonal for triangles</i>		32

****PLEASE** leave your fabric folded or place it RST so we will cut mirror image sets.

ACCENT	9" blocks	12" blocks
6-1/2" WOF strips	2	
<i>Sub-cut to 6-1/2" squares</i>	8	
8-1/2" WOF strips		2
<i>Sub-cut to 8-1/2" squares</i>		8
BOLD/STATEMENT	9" blocks	12" blocks
2-5/8" WOF strips	1	
<i>Sub-cut to 2-5/8" squares</i>	8	
<i>Measure your template first, then cut WOF strips</i>	<i>Only what you need</i>	
<i>Using template F, cut diamonds</i>	16	
3-3/8" WOF strips		1
<i>Sub-cut to 3-3/8" squares</i>		8
4-1/8" WOF strips (I did this size)		<i>Only what you need</i>
<i>Using template F, cut diamonds</i>		16



Just so you know what goes where:


Now let's break it down.

Top right corner: BOLD smallish squares and BACKGROUND triangles we cut in the charts.


Top left and side right: Template F and recs tool triangles.

Bottom left: ACCENT square.

*Template F and recs diamonds:
These should measure 3-1/2" x 6-1/2" OR 4-1/2" x 8-1/2" now*



*BOLD squares with triangles cut on page 3:
These should measure 3-1/2" OR 4-1/2" now.*



Complete, you should have EIGHT of these partial storm at sea blocks. These should now measure 9-1/2" or 12-1/2" and I pressed these toward the ACCENT to help keep the points and lay flat.



OUR BUSINESS AFFILIATES

Quiltn' for You!
Quilting your memories
Fine Custom Longarm Quilting
Joyce Wilkinson
24450 Cross St 661-753-7865 C
Newhall, Ca 91390 quiltnforyou@gmail.com

<http://all-things-quilting.square.site> Lori Brothers
661-644-0855

**All Things
QUILTING**
Beautiful Things Come Together One Stitch at a Time
Long Arm Services • Classes • Fabric Sales


CREATIVE THREADWORKS
CREATING MEMORIES ONE STITCH AT A TIME


BRANDY POMEROY
OWNER
661.645.4781
CTHREADWORKS@GMAIL.COM


• CUSTOM EMBROIDERY
• MEMORY QUILTS
• CUSTOM QUILTS
• LONGARM QUILTING SERVICES


**RYE CANYON
Supply Co.**
EST. 2018

Rye Canyon Supply Co.
28150 Avenue Crocker, # 207
Valencia, Ca 91355
Ph: 562-607-5642
Email: ryecanyonsupplyco@gmail.com
 [ryecanyonsupplyco](https://www.instagram.com/ryecanyonsupplyco)

Fabric • Trims • Leather
Hardware • Vintage

Buy • Resale salvage garment
& accessories supplies

Sewing Machine Warehouse & Kneedle.com SEARCH FOR A PRODUCT >

VACUUM CLEANERS SEWING MACHINES CLASSES & EVENTS ABOUT US REACH US VISIT US GREAT SCOTTS RESOURCES

16214 Nordhoff Street, North Hills, California 91343 **Call 818-332-7777**

Los Angeles Times
READERS' CHOICE
Best of Southern California
WINNER


We did it again
DAILY NEWS
READERS' CHOICE
BEST CHOICE
2014 - 2016

We Love you, too!


Karen Roberts, AAMS®
Financial Advisor

Edward Jones
MAKING SENSE OF INVESTING


23422 1/2 Lyons Avenue
(Lyons Station at Apple Street)
Santa Clarita, CA 91321
Bus. 661-288-2120 TF. 888-288-2221
Fax 888-826-3911
www.edwardjones.com
California Insurance License OC24309

**Start with Rotary
and good things happen.** 

Starts Clinton Taylor's Rotary Club Service above all in the SCV since 1960

 "Serving You For Over 60 Years"

818-573-2400





Things to Remember:

- ❖ Wear your name tag
- ❖ Sign-in sheet at the door
- ❖ Reach out to Guests and New Members
- ❖ A thru F please bring treats

This Month's Meeting Calendar:

- ❖ **General Meeting: Thursday, Feb. 13th**
Meeting starts at 6:50pm
at Santa Clarita United Methodist Church
26440 Bouquet Canyon Rd, Saugus, CA
- ❖ **Business Meeting: Thursday, Feb. 20th**
meeting starts at 6:30pm at Penny
Kendall-Lawrence's residence.



Santa Clarita Valley Quilt Guild
P.O. Box 802863
Santa Clarita, CA 91380-2863

www.scvquiltguild.org



FIRST CLASS MAIL