



SANTA CLARITA VALLEY QUILT GUILD

*Volume 37 – Issue 06
June 2026*

Our mission is to stimulate an interest in quilts, to promote and advance the art of quilt making, to conduct educational programs and services in the design techniques and preservation of quilts and quilt making; and to promote quilting in philanthropic endeavors.

PRESIDENT'S MESSAGE FOR JUNE

We had a very successful auction at our last meeting! Thank you to Joyce W. and Cathy D., our auctioneers, and to everyone else who helped make this fundraiser such a success.

At our June 11 meeting, we will have a Zoom presentation by Suzi Parron on Barn Quilts. Be sure to pay attention — a surprise is coming our way, and you won't want to miss it!

The Quilt Show will also be a topic of discussion. Connie S. will be talking about items we can make for the Quilt Show Boutique.

Did you know that we have a storage unit filled with fabric for all our community service projects? If you would like to make projects for Veterans, the Senior Center, the Pregnancy Center, or the Quilt Show Boutique, you do not need to buy fabric. Simply contact one of the chairpersons to make an appointment to select what you need. A list of committee chairpersons can be found on page 4 of the Membership Directory.

The Fabric Sale will be on September 12 at Joyce W.'s house. We will need volunteers to help make this event happen, including a coordinator to help put all the pieces together. Marcia D. currently has more than 20 boxes of fabric in her garage!

Hope to see you at our meeting!

Penny Kendall-Lawrence
President



QUILT SHOW 2026

Our dates are locked in - ***October 24 and 25 of 26. Memorize it!***

Plans are moving forward and we don't want YOU to miss out! At the June meeting we will be:

- Unveiling the **QUILT SHOW T-SHIRTS**. There are two color options - heathered sage and maroon frost (in honor of it being a two-day Show.) They will be offered in a ladies V-neck and a unisex round neck. These are the same styles as offered last time so you can judge the size needed from those. (We will have some samples to look at.) You will receive an email with a link to order directly from PS Apparel Design. To save shipping costs, shirts will be picked up as a group and brought to meetings. Barbara Schnepf is taking the lead on this so reach out to her with any questions. (But wait until after the June meeting where we will share them.) **Note**** there is no requirement to purchase a shirt. It is for fun for those who so choose.
- Unveiling the **QUILT SHOW CHALLENGE**. You will really want to hear the speaker for June as they will lead us straight into the Challenge. The requirements will be shared at the meeting and then sent via email after the meeting. This will be a fun option and doable size. Gabrielle L. is taking the lead on this.
- Providing **Mini-Me kits**. If you have not created a mini-me in the past, please look at the display from the 2024 Quilt Show. Jerri Stoyanoff will have the kits available and have a workshop on Saturday, June 13.

Other items for your consideration are:

- **Demos** - As part of the Quilt Show, we plan to have a corner with demos. These will run every hour and cover a variety of quilting skills and techniques. We want your help by suggesting guild members who you believe would be a good fit for this role. You can offer yourself or someone else. You may also suggest demo types. Please reach out to the lead, Nancy Mraz.
- **Food Trucks** - **We are still in need of someone to take the lead** on scheduling 3 food trucks for each day. If you can help, please see Darlene or Joann for more information.
- **Quilt Show Boutique** - See info from Connie Sitar.
- **Quilt Show Raffle Baskets** - See info from Joyce Wilkinson.

Coming in July - All the info you need to submit your quilts and/or specialty items (non-judged exhibits) for the Quilt Show.

Thank you,
Joann Lombardi and Darlene Stump
2026 Quilt Show Co-Chairs



QUILT SHOW 2026 – RAFFLE BASKETS

The Quilt Show is coming up in October 2026. We would like 10 baskets to raffle off at the Quilt Show.

Raffle Basket Possible Themes

1. Car, Themed for the guys in our lives. Donations welcome.
2. Let Freedom Ring, "USA 250 Birthday": Patriotic Theme. Looking for donations with this theme
3. Take a Break, we have quilting themed novels. Looking for items to go with that theme.

*So far, we have 7 raffle baskets. Bee Happy, Sew Happy, Civil War, Under the Sea, Black/White, Mickey and Minnie and A Block of the Month sampler quilt. Sara N. 's Saturday Sew is making up one too.

Ways to help

Members can donate items for the baskets...Fabric, Tools, Rulers, Notions. New Quilting, theme related items.

Items should be donated no later than September 15, 2026.

Contact: Joyce Wilkinson 661-753-7865 if you have questions or items to donate.

QUILT SHOW 2026 – BOUTIQUE

Things are gearing up in preparation for the Quilt Show Boutique. An inventory has been completed of "Boutique Ready" items that are currently in storage. The next step is to add variety to the inventory. At the June General Meeting, a sign-up sheet will be provided which will list suggested items that will add interest and variety to the Boutique. If you or your group find any of those suggestions interesting, please sign up so I know those items are covered. You are not limited to those suggestions, however, and I encourage you to suggest others items you would like to make. I hope to provide a wide variety of items and to avoid duplication of efforts, so please let me know what you would like to contribute before starting work. I can be reached by text or phone at 661-803-5916. I look forward to seeing what you will create. This is another great opportunity to show off our quilting skills to the community.

Connie Sitar
Quilt Show Boutique Chair



SCVQG AUCTION

Hurray! What an awesome time we had at the auction. So many wonderful items were donated and sold...in fact we sold everything!!

Cathy and I would like to thank everyone who donated to the auction. We couldn't have done it without you. Our bidders enthusiastically bid on all the beautiful quilts, kits, sewing box, sewing machines and tables...not to mention all the Accuquilt templates and so much more.

As always, the guild members stepped up to make, set-up and take down a breeze, thanks Carol C. 's team everything went like clockwork. My team was also spot on with organizing, itemizing all the items and executing the night and thanks to the impromptu volunteers who stepped in to help.

Our outstanding total was.... **\$4,608.00!** I believe that is the most we have ever brought in at an auction. It takes so many volunteers to accomplish activities like this, and you make new friends.

Once again thank you,
Joyce Wilkinson and Cathy Denise



PROGRAMS–ZOOM-HISTORY OF BARN QUILTS & THE AMERICAN QUILT TRAIL

Come join us for an exciting Zoom lecture by Suzi Parron on Barn Quilts. She will take you on a journey along the quilt trail, beginning with the very first barn quilt. She will discuss the way in which our quilting heritage takes on new meaning as this movement continues to expand.



We will be meeting for dinner at 4:45pm at Stonefire grill 23300 Cinema Drive, Valencia, CA [91355](https://www.google.com/maps/place/Stonefire+Grill/@34.2111111,-119.4111111,15z) (Dinner is at your own cost).

Jerri Stoyanoff
Programs

SARA'S MULTI-PURPOSE ROOM LOCATION INFO

For all events and workshops being held at: Sara's Multi-Purpose Room – Bouquet Canyon Apartments – 26705 Bouquet Canyon Rd, Saugus

The Complex is located across the street from the church where we hold our monthly meetings. The room is spacious offering a nice venue to hold our workshops. Parking is very limited, so we recommend carpooling and dropping off your sewing machines and supplies at the multi-purpose room before looking for parking. Participants can park in the Bouquet Canyon Plaza shopping center next to the apartments. There is parking available by the Trek Bicycle shop and a short walk across the bridge into the apartment complex. Please bring your lunch and drinks with you. As an option, there are several fast-food places close by.



UPCOMING WORKSHOPS

Programs 2026

1/8/26	Rachel Derstine – <u>Zoom Lecture</u> – Keep it Simple. But Pack a Punch
1/17/26	Penny Lawrence- <u>RRR- (All members invited)</u> planning meeting for our guild and member involvement 1pm – 3pm Sara's MPR
2/12/26	Robin Long – <u>Lecture</u> - Modern Mariner's Compass, Strip Pieced!
3/12/26	Linda S. Schmidt - <u>Lecture</u> - Short attention span trunk show
3/14/26	Linda S. Schmidt – <u>Workshop</u> - Filament Fantasy
4/9/26	Alicia Campbell – “The Batty Lady “- <u>Lecture</u>
5/14/26	Quilt Auction
5/16/26	Workshop - How to mend those quilts you purchased at the Auction
6/11/26	Suzi Parron – <u>Lecture via Zoom</u> - Barn Quilts Show and Share bring your favorite Heirloom Quilt
6/13/26	<u>Workshop</u> - Mini me banner workshop
7/9/26	Kena Dorsey– <u>Lecture and trunk show</u> – African adrinka symbols Show and Share is Patriotic themed
7/11/26	<u>Workshop</u> - Kena Dorsey African adrinka symbols
8/13/26	Jellyroll competition roll-out and Quilt Show Instructions
9/10/26	Connie Sitar- <u>Lecture</u> - Landscape quilting and trunk show
10/8/26	Quilt Show How-To Videos and details for Quilt Show - Dear Jane presentation
Oct 24 & 25	<u>Quilt Show</u>
11/12/26	Melissa Nilsen – <u>Lecture</u> - short lecture on how to make perfect points
12/10/26	Holiday Party - Christmas themed walk

The workshop board will be displayed at each guild meeting. Sign-ups for workshops will be in the notebook next to workshop board.

Jerri Stoyanoff
 Programs



THE DEAR JANE QUILT- THE 2026 GUILD PROJECT- OH DEAR!

Oh Dear! So Near!

Brenda Papadakis is the lady responsible for bringing the Dear Jane quilt in a form that we can use. She saw the quilt in the 1991 edition of Plain and Fancy and was hooked. Brenda began tracing the blocks on a visit to the Bennington VT museum in 1992 and then continued using photographs of the quilt. She discovered each block used a different print with few solids. Brenda discovered that in 2 blocks (B13 and J3) "cheater cloth" was used. When she taught her first classes she used 6 simple blocks as the start. It was during her classes that students and she began to give them names and make up stories.

Brenda was a teacher for 25 years with a B.S. in Mathematics and a M.S. in Special Education. She retired in her late 40's to pursue her love of the DEAR JANE Quilt. She loved the challenge of the drafting and all those geometric shapes. She now lives in San Antonio, TX at age of 82. Thank you Brenda!

We now have collected 81 blocks and 32 triangles which means we can absolutely do the 9 X 9 section but hope springs eternal that we will get the remaining 19 blocks and 8 triangles by the June meeting. If you have not participated, we will have the opportunity to sew sashing and then put the rows together. 60 % of the guild membership has participated.

From the "Janiacs",
Claire, Jerri, Melissa and Marcia



UPCOMING EVENTS FROM OTHER GUILDS

Save the Date
Saturday, June 20



**HUGE FABRIC
SALE**

June 20, 2026
9:00 am to 4:00 pm
22335 Plummer Street
Chatsworth, CA 91311

Valley Quiltmakers Guild

Hundreds of yards of beautiful fabric, notions, skeins of yarn, books, and patterns - all at reduced prices (most fabric is priced at \$3/yard)

Don't Miss Out

Acceptable payments: Cash, Zelle, Credit and Debit Cards

GUILD SOCIAL MEDIA-PRIVATE FACEBOOK PAGE

I encourage all our members to become members of the Santa Clarita Quilt Guild Facebook Page. It is a private group and only members can join. We highlight birthdays, projects, fun quotes and announcements especially with the 2026 Quilt Show coming up! Easy to do- just answer the 3 questions to qualify. Be sure to scroll down to see all 3 questions or you may miss some. Hope to see your name.

Marcia D



GUILD SOCIAL MEDIA- PUBLIC INSTAGRAM ACCOUNT

Did you know that our Guild has an Instagram account? Look for us at [santaclaritavalleyquiltguild](https://www.instagram.com/santaclaritavalleyquiltguild)

This is a public account. We try to post twice a week with the [#socialquilter](https://www.instagram.com/#socialquilter), [#socialquiltguilds](https://www.instagram.com/#socialquiltguilds), and [#quilts](https://www.instagram.com/#quilts). We do not post names unless approved. The intent is simply to reach out into the world and show them we exist.

If you're on Instagram, please follow and like. 😊

Darlene S

COMMUNITY SERVICE

I was thrilled to deliver 16 various sized quilts along with 17 pillowcases to Family Promise this past Tuesday! A mother of two young boys was on site and was called in to pick up her families quilts and pillowcases. She was amazed by our guild's generosity and workmanship! While I was pulling quilts from our storage unit I came to the realization that we are low on quilts and pillowcases for boys and young men ages 6 -22 years old. Consider colors and hues that we see in nature every day, blues, greens, browns or beige as well as greys. Patterns do not have to be complicated to be appreciated by the recipients.

Be sure to visit the community service table and pick up a quilt to practice your quilting skills on. I usually have two that are spray basted as well as two that are not. We have members that are happy to put the binding on!



Thank you all for all you do!
Community Service Chair
Dana Montague



COMMUNITY SERVICE – SENIOR CENTER

Just a reminder that Lorraine and I will be ending our service as senior center chair and are looking for that special quilter to take over this job in 2027. As the chair, you're responsible for making kits for placemats, small quilts, shawls and wheelchair lap quilts. You also collect these items each month at the community service table. You write a small article for the newsletter and deliver the completed items for the senior center to storage. Then the best part of the job is in December you coordinate the delivery of all the items collected to the senior center. If this sounds like something you might be interested in, please come by and talk to us

Thank you
Debbie A

HOSPITALITY

Snacks are **A through F**. If you bring your snack in a serving dish, please label it. Please also pick it up before leaving the meeting. We don't always know who brought which specific plate, bowl, or casserole dish. We would hate to just leave a member's heirloom dish at the church simply because we do not know who owns it. If you do forget to pick it up, then by having your name on it, we will return it at the following meeting or contact you directly.

Dolores & Kendra
Your Hospitality Team

WEBSITE

Opportunity Quilt 2026
To view our 2026 Opportunity Quilt "My Garden" use the drop-down menu to Opportunity Quilt page 1.

Carol Carter
Web Mistress



WAYS AND MEANS

Ways and Means

This month we have 5 attractive packages for you to win!

We have a flannel baby kit, an Asian print kit, some modern Kaffe fabrics and, a fabulous yellow and black grouping. Some notions that you could win include a rotary cutter, an applique iron, some Aurifil embroidery thread, and a project box.

Come see us at the Ways and Means table. Tickets are 6 for \$5 or 12 for \$10.



Ways and Means Committee,
Laura H. and Barbara S.



MINI-GROUPS

<i>Name</i>	<i>Contact</i>	<i>Meeting Information</i>
Monday Mavens	Melissa Nilsen	Meets the 1 st & 3 rd Monday at Sewing Nuts “New Location” Please call to verify as location may change – starting at 9:30 am – 12:30 pm Space limited please RSVP to Melissa
Stitch n’ Chat	Carol Carter	Meets 4th Thursday of each month at Darlene’s house Space limited, must RSVP to Carol. Time 9:30 – 12:30 We try to showcase a different Quilting technique at each meeting and then put those techniques to use in creating items for the Guild community service projects.
Quilters in the Park	Kendra Geiger	Every other Friday, Central Park on Bouquet Cyn near the restrooms closest to the dog park, Fall/Winter/Spring hours 11:15ish – 1:30pm Summer hours 9:15ish – 11:00am weather permitting Everyone is welcome. Holiday date may change Dates for 2026 – 4/3, 4/17, 5/1, 5/15, 5/29 , 6/12, 6/26, 7/10, 7/24, 8/7, 8/21, 9/4 , 9/18, 10/2, 10/16, 10/30, 11/13, 11/27, 12/11
Saturday Sewing at Sara’s	Sara Nelson	Meets the 3rd Saturday of the month, 10:00am – 2pm at Sara’s Multi-Purpose Room. Must RSVP to Sara.

All groups are open and encourage new members. If you want to attend a meeting, we recommend calling the contact to ensure that nothing has changed since this listing.



3 YARD QUILTS ARE BACK

We will have lots of new kits for you in June. Please stop by the Block of the Month table and pick up a new kit. Everything is provided for you: choice of 4 different patterns, fabric for the top and back AND when you complete the top we will provide batting and a label too! Doesn't get any easier or better than that. All quilts will go to our many community service projects.

Doryce Fitzgerald and Patty Vergon

2026 OPPORTUNITY QUILT –



Don't forget to pick up your tickets at the next meeting if you haven't picked them up yet.



TREASURER'S REPORT

Bank of America Checking April 2026

Beginning Balance 4/1/26 \$ **33,639.86**

Deposits and Other Credits

6-Apr	DEP	Workshops	\$	40.00
10-Apr	DEP	Ways & Means	\$	242.00
17-Apr	DEP	Membership/Guest Fee	\$	335.00
17-Apr	DEP	Workshops	\$	40.00
20-Apr	DEP	Membership	\$	50.00
20-Apr	DEP	Cowboy Boutique/Sales Tax	\$	383.00
20-Apr	DEP	OpTix/Cowboy Festival	\$	262.00
20-Apr	DEP	Cowboy Festival Boutique/Sales Tax/OpTix	\$	998.55

Total Credits \$ 2,350.55

Withdrawals and Other Debits

9-Apr	3158	The Batty Lady	\$	269.00
9-Apr	3159	Sara Nelson/Workshop Lunch	\$	42.63
16-Apr	3160	Department Of Justice/Renewal Fee	\$	25.00

Total Debits \$ 336.63

Ending Balance 4/30/26 \$ **35,653.78**

At the Guild Business Meeting on May 21, 2026, Quilt Show Co-Chair, Darlene Stump, requested to increase the Budget for the Quilt Show by \$2,250.00. This is due to the unplanned desire to update the system used to hang our quilts at the show. There has been two months of discussion and agreement was reached to rent the pipe and drape from AV Party Rental and purchase items needed for hanging (i.e., s-hooks, chain, rods.)

A full member vote will be taken at the June meeting.

Darlene Stump, Treasurer



MEMBERSHIP REPORT

We have 3 new members in April 2026. Please welcome, Francine Raub, Georgia Logan, and Marilyn Ferril. We now have a total of 123 members.

We will be accepting new members for 2026 at every meeting. Bring the new membership form and money or credit card to the next meeting.

We will be taking cash, check and credit card. When you are renewing and have special requests such as no pictures or no last name, please note them on your form. If you want to receive the newsletter by mail, you must pay \$20.00 extra.

If you know anyone who would like to join, please bring them to one of our meetings. If we have an outside speaker, the fee will be \$5. I think they would enjoy it. We have a great year and lots of fun to come.

Please support our associate members and business partners viewed in the newsletter and on our website. They would appreciate your business.

Thank you,

Carol Carter
Membership Chair

Happy Birthday to our June Ladies:

Vickie Reti – June 5
Carolyn Driedger – June 10
Kristen Goldsack – June 10
Rhea Fetter – June 10
Renee Stump – June 13
Joyce Wilkinson – June 16
Toni Speth- June 19
Maria Chittum – June 29
Sara-Anne Nelson – June 30





BLOCK OF THE MONTH

Mystery Quilt:

June will be the last set of instructions for your blocks. The final assembly set of instructions will be given in July. And we get to show off our Mystery Quilts in August.

June BOM:

We will be starting a new quilt in June for anyone who enjoys taking the BOM blocks home. This is a Two-for-One. Each kit will provide fabric to make two blocks - as you snowball a corner on one square, you'll also create a Half-Square-Triangle square at the same time. You'll end up with two blocks, and from that we will make two quilt tops. Please turn in your blocks at the July meeting so we can get those quilt tops together!

Thank you for your participation in these projects.
Claire R & Melissa N



SCVQG Block of the Month

June 2026

Two For One: One Block-Around the World and HST Flying Geese

You will make one block that is 11.5" UNFINISHED.
 You will also make a second block that is 7" UNFINISHED.

For each block, you will need to cut the following from the fabric provided:

<u>Fabric/Color</u>	<u>Cut Size</u>	<u>Quantity</u>
Black fabric		
- Background	6" x 6"	4
Grey Fabric		
- Corner Squares	4 1/2" x 4 1/2"	4

SEW ALL SEAMS AT 1/4"

Step 1:

On all (4) of the Grey squares:

- Draw a diagonal line on the back from one corner to its opposite corner.
- Draw a second diagonal line 1/2" from the first drawn line.

Step 2:

Place one of the 4 1/2" Grey squares right sides together with a 6" Black square, in the upper right corner of the Black square. The second, shorter drawn line should be closest to the corner. Sew on BOTH diagonal lines.

Step 3:

Cut in the middle of the two sewn lines (your cut line should be 1/4" from each of the sewn lines) to create (2) blocks: one 6" Black block with a Grey snowball, and one 3 3/4" half square triangle.

Step 4:

Press towards the Black on both blocks.

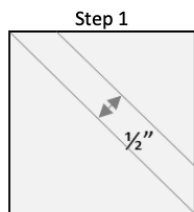
REPEAT STEPS 1-4 WITH REMAINING FABRIC SQUARES TO MAKE:

- (4) 6" Black blocks with a Grey snowball, and**
- (4) 3 3/4" half square triangle blocks.**

Make the 11.5" BLOCK using the (4) larger blocks (Black with Grey snowball corner)

Step 5:

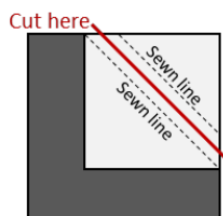
Top Row: Rotate two of the blocks so that the Grey corners face inward. The Grey corner must be in the bottom right of the LEFT block and in the top left of the RIGHT block. See diagram. **Double check that you have rotated them in the correct orientation!** Sew these two together. Press towards the LEFT Block and set aside.



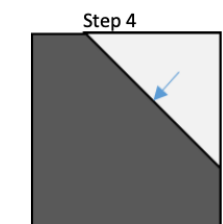
Step 1



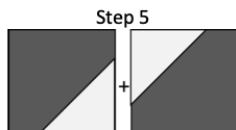
Step 2



Step 3



Step 4

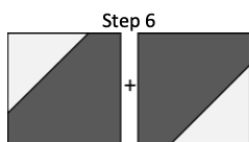


Step 5



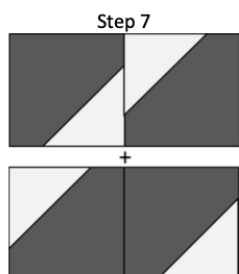
SCVQG Block of the Month

June 2026



Step 6:


Bottom Row: Rotate the remaining two blocks so that the Grey corners face outward. The Grey corner must be in the top left of the LEFT block and in the bottom right of the RIGHT block. See diagram. **Double check that you have rotated them in the correct orientation!** Sew these two together. Press towards the RIGHT Block.



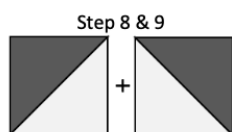
Step 7:

Sew the Top Row to the Bottom Row. Press Open. This block is complete.

Completed 11 1/2" Block

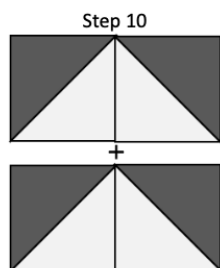


Make the 7" BLOCK using the (4) half square triangles



Step 8:

Top Row: Rotate two of the HST blocks so that the Grey triangles are touching and form a Flying Geese unit with the point facing UP. The Grey side must be in the bottom right of the LEFT block and in the bottom left of the RIGHT block. See diagram. **Double check that you have rotated them in the correct orientation!** Sew these two together. Press towards the LEFT HST Block and set aside.



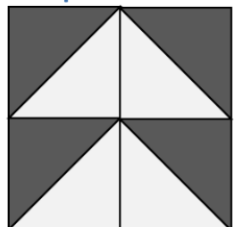
Step 9:

Bottom Row: Repeat Step 8 with the remaining (2) HST's. Press towards the RIGHT HST Block and set aside.

Step 10:

Sew the Top Row to the Bottom Row with the Geese points facing UP on both. See diagram. Press towards the Top Row. This block is complete.

Completed 7" Block



Double Check the two finished blocks match the "Completed" diagrams and are the correct size, then turn in to the BOM table at the next meeting. Thank you!



SCVQG Block of the Month

June 2026

If you choose to make these quilts on your own, you'll need:

- 5 yards of a background fabric (This is black in our example. You can choose any color in a solid, blender, or small print.)
- 1 3/4 yards for the corner pieces (This is grey in our example. You can use any solid, blender, or small print, but choose a fabric that has a high contrast to the background fabric.)

This yardage and the instructions above will make the following TWO quilts...

The One Block-Around the World quilt (using the larger blocks) will finish at 66" x 77" (without borders). 42 blocks in a 6x7 layout.






SCVQG Block of the Month

June 2026

The HST/Flying Geese quilt will finish at 39" x 45 1/2" (without borders). 42 blocks in a 6x7 layout.

Note, this is one suggested layout. There are endless possibilities with rotating the Flying Geese blocks. You could also add sashing or borders to make it larger.





2026 ACCOCIATE MEMBERS & BUSINESS PARTNERS

Quiltn' for You

Quiltn' for You!

Quilting your memories

Fine Custom Longarm Quilting

Joyce Wilkinson

24450 Cross St 661-753-7865 C

Newhall, Ca 91390 quiltnforyou@gmail.com

Email: quiltnforyou@gmail.com

Quiltopolis Long Arm Quilting Services



Christina De Chelis

661-414-2038

corem1214@yahoo.com

Quiltillion Fabric store

Lori Brothers- Longarm Quilting, Fabric Sales, Classes



All Things Quilting



Lori Brothers
Santa Clarita, Ca
661-644-0855

Long Arm Service * Classes * Fabric Sales

Lori Brothers
Santa Clarita, Ca
661-644-0855

QUILTILLION

Fabric ~ Thread, Batting, Patterns ~ Notions, Tools
Classes ~ Longarm Services ~ Custom Quilts

Jon Russikoff
Proprietor

(818) 488-1011

17537 Chatsworth St.
Granada Hills, CA 91344
quiltillion.com
info@quiltillion.com

Quilt Shop located in Granada Hills,
17537 Chatsworth St, Granada Hills 91344

quiltillion.com

Store hours

Tues - Sat 10 am - 5 pm

Sunday 12pm - 4 pm

Mondays by appointment only



2026 BUSINESS PARTNERS

Sewing Nuts 20% off
to our guild
members any day



Quilt Shop and Bernina
Sewing Machine dealer
23661 Newhall Ave
Santa Clarita
661-666-0158
sewingnuts.com
M -F 10am - 6 pm
Saturday 9am - 6pm
Sunday- 10 am - 5 pm

Sewing Machine Warehouse



16214 Nordhoff Street
North Hills, CA 91343
818-332-7777
Kneedle.com

Rye Canyon Supply Company



Rye Canyon Supply Company
28150 Avenue Crocker #207
Valencia, Ca 91355
562-607-5642
ryecanyonsupplyco@gmail.com
m

Rotary Club



Website:
<http://scvrotaryclub.com/>

Miles Chemical





Things to Remember:

- ❖ Wear your name tag
- ❖ Sign-in sheet at the door
- ❖ Reach out to Guests and New Members
- ❖ **A thru F** please bring treats

This Month's Meeting Calendar:

- ❖ **General Meeting: Thursday, June 11th**
Meeting starts at 6:50pm
at Santa Clarita United Methodist Church
26440 Bouquet Canyon Rd, Saugus, CA
- ❖ **Business Meeting: Thursday, June 18th**
meeting starts at 6:30pm at Penny Kendall-
Lawrence's residence.



Santa Clarita Valley Quilt Guild
P.O. Box 802863
Santa Clarita, CA 91380-2863

www.scvquiltguild.org



FIRST CLASS MAIL