



SANTA CLARITA VALLEY QUILT GUILD

Our mission is to stimulate an interest in quilts, to promote and advance the art of quilt making, to conduct educational programs and services in the design techniques and preservation of quilts and quilt making; and to promote quilting in philanthropic endeavors.

PRESIDENT'S MESSAGE

I am taking time out from working on my Mel Beach workshop blocks so I can make our editor's deadline with this newsletter article. Hope this month's topic interests you!

I continue to review trends in our quilting world and recently found that there are five types of quilts that are trending now. Let's look at them:

1. Stars: Not your great grandmother's Ohio Star blocks, but newer, more modern stars are in vogue. Think asymmetrical, or hexagonal - Five points or ten, stars can be adjusted to fit any style.
2. Hexagons: Ever want to make a One Block Wonder? Now's the time! Over the years, quilters have transformed the way we create hexagons and with English paper piecing, fussy cutting, and quilt-as-you-go projects, today's hexagon quilts are full of unique possibilities.
3. Curves: All we quilters have them, we just need to start adding them into our quilts! Lately, quilters are embracing the challenges that curves bring, and becoming more confident in piecing them together. I promise to follow Melissa Nilsen's example and make a clamshell quilt in the new year!
4. Applique Animals: Talk about adding a cuteness factor! A perfect addition to a soft, cuddly baby quilt or to add a little fun and imagination to your next project, appliqué animals are so popular because they're so easy to create [she said].
5. Modern & Bold: Use those bright fabrics you've need accumulating! All of them! In the same quilt! Set them with black or gray and Voila! You've created a modern and bold quilt. Fresh and colorful with beautiful contrasts, it's no wonder why modern quilts have become so popular recently.

I hope to see you at our Holiday Hoopla on December 9th. I am looking forward to a wonderful new year and wish all of you very Happy Holidays. I pray that we all see the end of the COVID craziness in the new year. Much health and wealth – at least wealth of spirit – to each and every one of you!!

Sue Bennorth

PROGRAMS

This Holiday Party will be different from our usual feast. The church is not allowing any food service at this time. We will have our usual guild business, and then announce the raffle winner for the Opportunity Quilt, Ways & Means, and Disney tickets. We will broadcast that part on Zoom for those who aren't able to attend in person. The Zoom meeting will be open from 7pm until all the announcements conclude.

We will also have *Quilty Pleasures* visiting us for you to do some shopping.

One of my favorite parts of our holiday party has always been the Secret Santa Gift Exchange! This year the theme is Mug Rugs. This is a chance to explore and create. I will not request a specific size, color or pattern. This is all up to you. Please wrap your Mug Rug and bring it to the Holiday Party. As per custom, we will all set our Secret Santa gifts on the piano and when the time is announced, if you brought one, you can pick one to take home. This is always so much fun, please join us.

Kris Dolan

SHOW AND SHARE – SEND PHOTOS

Please send your show and share items to me on email by Dec 6th (the Monday before the meeting). Looking forward to helping share your work with the rest of the guild. Be sure your name is on the email or text. A brief write-up about the project can contain information about the pattern, the idea you had, the fabric used, who it is for.

Patti Voyles

IFFI CHALLENGE

It is countdown to our IFFI drawing... Now is the time to finish those quilts! Our drawing will be at our December 9th meeting. Deadline to send me pictures of your finished projects is December 8th! Remember we will have "2" winners this year.

They will split the \$130 pot!!

Good luck,

Joyce Wilkinson

COMMUNITY SERVICE

The Painted Turtle Camp is slowly reopening. They are set for now with pillowcases and lap quilts. They would like twin bed sized quilts (60" X 80") as the quilts in the cabins are worn. They are looking for turtle shells and aprons to fit campers from age 7-17. They are seeking "No Sew Fleece" tied lap blankets for around the campfire. Please contact Dana Montague for fabric for aprons, turtles and twin quilts.

Thank you for all you contribute!

Dana Montague

COMMUNITY SERVICE – SENIOR CENTER

I was so excited to deliver the following items to the Senior Center at the end of November. Thank you to all the members who made this happen. This has been a year long labor of love.

Place mats: 400. (these are given in December to the seniors who receive Meals on Wheels).

Shawls: 17

Wheelchair quilts: 18

Lap quilts: 4

Crochet blankets: 15 (made by our own member Karen Warloe)

We've already received this lovely thank you letter from the Senior Center:

Thank you so very much for the amazing quilts. And please thank your husband for helping with delivery.

A colleague is helping me sort some of the items and sent an email to our caregivers saying: "These handcrafted items are truly gifts from the heart. I have displayed them in the meeting room for care managers to see and choose for clients. Many of them are beautiful lap/wheelchair quilts. There's also some lovely hand crocheted things! They're gorgeous. Such an amazing donation"

Please extend our heartfelt thanks to the Guild. They will make a lot of seniors very happy!

Kind regards,
Robin Clough
Volunteers, Advocacy, Case Management
SCV Senior Center

Thank you again,

Carol Carter

COMMUNITY SERVICE – PREGNANCY CENTER

Thank you to everyone that has been working so hard on items for the pregnancy center. We have taken 130 bundles, which each included a baby quilt, receiving blanket, burp cloth and bib over to the center. We have also given the center crocheted hats, crocheted baby blankets, sweaters and a variety of baby clothing. The pregnancy center is so thankful for all these beautiful items for the families they service, especially at the peak of the coronavirus outbreak when the need was at an all-time high. Since then, the center has seen a slow down in their need for items from us. I will continue to serve as the contact person for the center and get in touch with them once or twice a year. With that being said, we will no longer be making kits for the pregnancy center. If you have kits at home, feel free to turn them in and I will see that the center gets them.

Debbie Ackerman

COMMUNITY SERVICE – GOLD STAR FAMILY

Last month, I was able to deliver a beautiful quilt to the Del Bagno family honoring their son Major Stephen “Cajun” Del Bagno. The Del Bagno’s were very touched by the beautiful quilt and talented quilter that made the quilt for them.

Pictures of the quilt will be uploaded to the website.

Debbie Ackerman



COMMUNITY SERVICE – VETERAN’S PROJECTS

I’ve included a letter below from the vets thanking us for the gifts we sent. They were overwhelmed and joyful when I dropped off quilts from wheelchair to bed-size and knitted and crocheted items in the same size ranges. Several vets who unloaded the car put in their vote. Thank you for the incredible support this year.

I already have several wheelchair size quilts. We can start making larger quilts as well. The vets have learned how to care for them and are asking for bed sized again. Kits are available for wheelchair and small lap sizes. These have completed blocks or use large amounts of prints so they all go together quickly. At this time, I have quilts returned that go from wheelchair to large lap (50x60) which work for the assisted care unit. I have close to 20 bed size (60-80 roughly) for quilting. This group is not spray basted but can be if you request it. There are about 8-10 small quilts that have been spray basted and Kendra and I will be doing the ones in storage after Thanksgiving. The kits, a few of the small and large quilts are still available on my front porch. Please remember that even if we put the binding into the ones for quilting, you don't have to do that - we have members who love to contribute by doing

that! There is a return box there as well. I will also deliver any of the above when I am running errands to any of you - just text or call.

Patti Voyles

STATE OF CALIFORNIA	GAVIN NEWSOM, Governor
DEPARTMENT OF VETERANS AFFAIRS VETERANS HOME OF CALIFORNIA - WLA 11500 Nimitz Avenue Los Angeles, California 90049-3566 Telephone: (424) 832-8200	
November 2, 2021	
Santa Clarita Valley Quilt Guild 24002 Cape May Ct Valencia, CA 91355	
Dear Santa Clarita Valley Quilt Guild:	
On behalf of the California Department of Veterans Affairs and the Veterans Home of California - West Los Angeles, I would like to sincerely thank you for the generous donation of handmade blankets.	
It is so wonderful that organizations like yours take time to honor and remember our nation's veterans. The residents will surely benefit from this donation. Thank you for your support.	
Sincerely,	
	
Kevin McGuire Skilled Nursing Administrator Veterans Home of California – West Los Angeles 11500 Nimitz Avenue Los Angeles, CA 90049	

BLOCK OF THE MONTH

We have made so many wonderful quilts for the Cal Vets this year! Thank you to everyone to has been helping by making blocks, quilt tops, quilting, and binding!

The December block is repeated from November: “Jacob’s Ladder Twist”. You can pick up kits from Carol’s porch or Quilters in the Park, or you can use your own fabrics. A copy of the pattern and a picture is at the end of this newsletter and on our website:

<https://scvquiltguild.org/block-of-the-month>. Have fun learning this new block!

Call if you have any questions. My phone number is in the directory. THANKS so much for your sewing support! 😊

Melissa Nilsen

SOUTHERN CALIFORNIA COUNCIL OF QUILT GUILDS

Meeting - Jan 8th on Zoom looking at where we are going in coming months and years in handling our fund raising goals. This is a follow on look to October where we discussed what we had done to deal with 2020-2021. It can be quite exciting and help us modify or add ways to look at our own efforts. If you would like to join, you need to let them know so they can send you your own unique sign-in to Zoom. Penny, Sue or I can request a login for you as well once we get our email invites.

Information at <http://www.sccqg.org> - schedules for submitting quilts for the upcoming Road to California show on Jan 16-22nd are listed on the home page. Information about supporting victims of the various fires and contacts if you wish to help is below that. The schedule for the upcoming year is available through a link at the bottom of the page.

Patti Voyles

SCVQG 30TH ANNIVERSARY PINS

LAST CALL! The December meeting will be the last call for our gorgeous 30th anniversary guild pins (\$6) and whimsical quilt show buttons (\$3) “in person” by yours truly, Gabrielle. They most certainly will still be available but will be in storage, so the turnaround time could be a little bit longer. Imagine... these can be a lovely holiday gift to your gal pal. For your future purchases, please contact a Guild officer. Thank you for your past (and future) support.



Gabrielle Leko

MEMBERSHIP

A sincere thanks to Michelle Tavares, the new Membership Chair for 2022. She is still in need of a co-chair so please reach out if you have any questions or would like to volunteer for that position. Also, the membership renewal form is now available (in the newsletter for printing or in-person at the December meeting). Please bring or send in your checks to continue quilting with us through 2022. You can bring your form & check to the Dec meeting, or mail it to the guild's PO Box (address is on the form).

Happy Dec birthdays to:

- 4: Ruth Honig
- 5: Gerry Hogan
- 7: Laura Hawkins
- 8: Adva Price
- 11: Doryce Fitzgerald
- 11: Rita Percer
- 17: Barbara Montejo
- 22: Kendra Geiger
- 23: Nadine Olmstead
- 29: Leslie Wright
- 30: Lorraine Quintero



We hope you're staying well and quilting often,

Leslie Wright & Michelle Tavares

TREASURER'S REPORT

Here is the Treasurer's Report for October 2021:

	Bank of America Checking		
	Beginning Balance as of 10-01-21		\$ 24,553.06
	Deposits and Other Credits		
1-Oct	Ways & Means	\$ 75.00	
7-Oct	Opportunity Tickets	\$ 55.00	
18-Oct	Membership, OT, & Donation	\$ 50.00	
18-Oct	Donation	\$ 35.00	
	Total Deposits		\$ 215.00
	Withdrawals & Other Debits		
7-Oct	Doryce Fitzgerald	\$ 17.00	
Oct. 20	Carol Carter	\$ 98.04	
Oct.20	Mel Beach	\$ 1,100.00	
27-Oct	Linda Kussoy	\$ 43.64	
	Total Withdrawals		\$ 1,258.68
	Ending Balance 10-31-21		\$ 23,509.38

Penny Lawrence

HOSPITALITY

Due to face mask requirements at the church, we will not be providing refreshments other than water which you can drink outside.

Dolores, Kendra, and Julie

WAYS AND MEANS

Thank you to the many members who contributed to the Ways and Means Baskets. \$220 was brought in for the month and that is fantastic support for the guild. Winners of the 4 baskets were:

#1. DISNEY TICKETS to be drawn in December! Tickets still available for the 5 tickets that are good until 2022!! Quite a present for the person who wins in December. It could be YOU.

#2. CupCake Party - Rhea Fetter

#3. Dandelion Days - Connie Sitar

#4. Kimonos - Erin O'Brian

#5. Bird in Hand - Joyce Wilkinson

Remember that you can mail a check to the guild's PO Box for the 5 Disney tickets that will be raffled at our December meeting.

The very best to all of you,

Rita, Linda, and Millie

WEBSITE

Membership renewal forms are on the home page of the website. Download and send your renewal into the SCVQG mail box or return in-person at our December meeting.


November show and share photos are on the website under photo drop down menu, Page 1. Thank you to Patti Voyles for putting those photos together for us.

Carol Carter

2021 PROGRAMS AND WORKSHOPS

Jan 14	Zoom Meeting with Show N Share!
Feb 11	Speaker: Tina Curran - "My Virtual Trunk Show" via Zoom
Feb 13	Workshop via Zoom: "At the Beach" with Tina Curran
March 11	Zoom Meeting with Sew-along & Block of the Month tutorial
April 8	Zoom Meeting with Sew-along & Block of the Month tutorial Introduce Flying Geese challenge
May 13	Drive Through meeting at Santa Clarita United Methodist Church
May 15	Free Workshop: Sew Powerful purses, led by Doryce Fitzgerald
June 10	Speaker: Sue Bennorth – "Stack n Whack fabric selection" via Zoom
June 12	Fabric Sale at Joyce Wilkinson's
June 19	Free Zoom Workshop: "Stack n Whack" with Sue Bennorth
July 8	Speaker: Kim Lapacek – "Wildly Careening into Quilting" via Zoom
Aug 12	Game Night
Sept 9	Speaker: Elizabeth Eastmond - "Inching my way to Modern"
Sept 11	Workshop: "Blossom" with Elizabeth Eastmond
Oct 14	Beth Saint-Clair from Rye Canyon Supply
Nov 11	Speaker: Mel Beach - "Challenge Yourself"
Nov 13	Workshop: "Free Styling-Spiraling" with Mel Beach
Dec 9	Holiday Party

DECEMBER BLOCK OF THE MONTH – JACOB’S LADDER TWIST



This is a twist on a traditional Jacob’s Ladder block. It’s a 4-patch rather than a 9-patch, and the colored pieces of the 4-patches and half square triangles are turned to join in the center of the block.

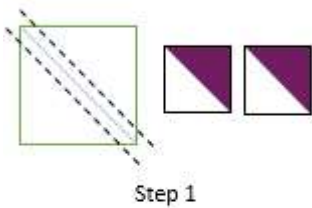
Your block should be 12.5” UNFINISHED. Finished Size (once sewn into the quilt) is 12”. For each block, you will need:

<u>Fabric/Color</u>	<u>Cut Size</u>	<u>Quantity</u>
White fabric (solid or small print)		
- Half Square Triangles	7.25” x 7.25”	1
- 4 Patches	3.5” x 14”	1

Colorful Fabrics

- Half Square Triangles*	7.25” x 7.25”	1
- 4 Patches*	3.5” x 14”	1

*Choose 2 coordinating colors: one for the HST’s and one for the 4-patches.

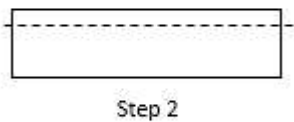


SEW ALL SEAMS AT 1/4”

Make the Half Square Triangles (HST’s):

Step 1:

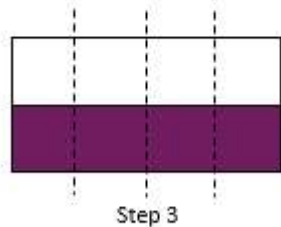
Use the 7.25” White square and the 7.25” Colorful square to make two Half Square Triangles. On the WRONG side of the White square, draw a diagonal line from one corner to its opposite corner. Place the White square right sides together on top of the Colorful square. Sew 1/4” from BOTH sides of the drawn line. Cut on the drawn line and press the seams towards the Colorful triangle. Trim each HST to 6.5” x 6.5”. Set aside.



Make the 4-patches:

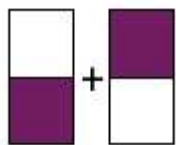
Step 2:

Lay the 3.5” x 14” White rectangle on top of the 3.5” x 14” Colorful rectangle with RIGHT sides together. Sew along one of the long edges. Press the seams towards the Colorful rectangle.



Step 3:

Cut the 6.5” x 14” strip you just created into four 6.5” x 3.5” pieces. Lay the strip on your cutting mat so that the white rectangle is above the colored rectangle. Place the 3.5” mark of your ruler on the left edge of the strip and trim. Repeat two more times.



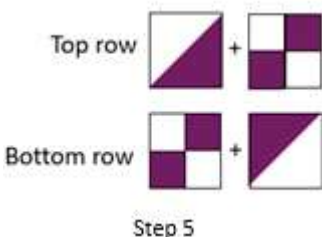
Step 4:

Sew two of those 6.5” x 3.5” pieces together, turning one of them so that the Colored patches are next to the white patches of the other piece. Nest the center seam to ensure the seams line up. Press the seams open. Repeat with the other two pieces.

Step 5:

Sew the block together as shown. Make sure the colorful side of the HST’s point towards the center, and the colored squares in the 4-patches are in the center.

Press the seams towards the HST’s and the final seam open. The completed block should be 12.5” square.




Thank you for helping! These blocks will be used to make lap (42" x 54") quilts for Turtle Camp.

Sample Block



Here's a mockup of how the top will look.



2021 OPPORTUNITY QUILT: "STARRY SEAS" - 88" X 88"



Do you know someone who would like to win this quilt? We now have opportunity quilt postcards you can mail to friends or family inviting them to purchase tickets. Contact Doryce Fitzgerald to arrange drop-off or pick-up of postcards.

MINI-GROUPS

<i>Name</i>	<i>Contact</i>	<i>Meeting Information</i>
Cut-Up Mini Group (full for now)	Joyce Wilkinson	Meets the fourth Tuesday of each month
Monday Mavens ***	Kris Dolan	Meeting every week on Zoom for now – everyone welcome. Contact Kris for the Zoom link.
Stitch n Chat ***	Melissa Nilsen	Meets fourth Thursday of each month at Melissa’s house. Space limited, must RSVP.
Quilters in the Park ***	Kendra Geiger	Meets every other Friday, 11:15am – 1pm, at Central Park near the restrooms closest to the dog park. All are welcome.

*** indicates membership is open. If you want to attend a meeting, we recommend calling to be sure that nothing has changed since this listing.

STITCH N CHAT MINI GROUP

This mini-group meets on the 4th Thursday of each month from 9am-12pm and is open to everyone. We try to showcase a different quilting technique at each meeting and then put those techniques to use in creating items for the guild’s community service projects. It’s perfect both for those members who want to improve their quilting skills and experienced quilters with tips to share. Fabric is supplied, just bring your sewing machine, neutral thread, and scissors/snips.

At the November meeting, the group made 160 flying geese that were used in 40 Sawtooth star blocks. Wowzer! We will NOT have a meeting in December due to all the holiday hoopla that December brings. We’ll pick back up on Jan 27th to piece together all those star blocks into a twin size quilt top for The Painted Turtle camp. If you’d like to join us, please RSVP to Melissa as space is limited.

Carol, Jean, & Melissa

SPONSORS AND ASSOCIATES

Quiltn' for You!
 Quilting your memories
 Fine Custom Longarm Quilting
 Joyce Wilkinson
 24450 Cross St 661-753-7865 C
 Newhall, Ca 91390 quiltnforyou@gmail.com

Candy's Quiltworks
 Fabric, Books, Kits, Notions, Patterns & Gifts
 M-F 10 AM-6 PM
 Wed. 11 7 PM
 Sat 10 AM-5 PM
 Sun. Noon-4 PM
 8549 Reseda Blvd., Northridge, CA 91324
 818-349-5EWS (7397) 818-349-7339 fax
 candysquiltworks@sbcglobal.net

Donna Chipperfield
 Longarm Quilter
 6888 E Olive Ave
 Fresno, CA 93727
 donnachipperfield@gmail.com
 805.338.6236

Sewing Machine Warehouse & Ineede.com
 98214 Marshall Street, North Hills, California 91343 Call 818-332-7177
 Los Angeles Times **READERS CHOICE WINNER**
 We did it again **BEST CHOICE**
 We Love you, too!

RYE CANYON Supply Co.
 28150 Avenue Crocker, # 207
 Valencia, Ca 91355
 Ph: 562-607-5642
 Email: rynecanyonsupplyco@gmail.com
 rynecanyonsupplyco
 Fabric • Trims • Leather Hardware • Vintage
 Buy • Resale salvage garment & accessories supplies

KEYES "Serving You For Over 60 Years"
 818-573-2400
 CREDIT FINANCING
 CHEVROLET BUICK
 GMC
 HONDA
 JEEP
 KIA
 MAZDA
 NISSAN
 SUBARU
 TOYOTA

MILES
 MUNICIPALITIES

Karen Roberts, AAMS®
 Financial Advisor
Edward Jones
 WEALTH SOURCE OF INVESTING
 23422 1/2 Lyons Avenue
 Lyons Station @ Apple Street
 Santa Clarita, CA 91321
 Bus. 801-299-2120 TX. 800-266-2321
 Fax 800-636-3911
 www.edwardjones.com
 California Insurance License 0C24200

Start with Rotary and good things happen.

All Things Quilting
 Lori Brothers
 Santa Clarita, CA
 661-644-0855
 Long Arm Service * Classes * Fabric Sales

Things to Remember:

- ❖ *Next meeting: Dec 9, 2021, 6:30 PM*
- ❖ Wear a mask (church requirement)
- ❖ Sign a waiver if you didn't last month
- ❖ Wear your name tag
- ❖ Sign-in sheet at the door
- ❖ Bring your Show and Share quilts

This Month's Calendar:

- ❖ **General Meeting: Thurs, Dec 9, 2021**
Social Hour: 6:30-7:00pm
Meeting starts at 7:00pm
at Santa Clarita United Methodist Church
26440 Bouquet Canyon Rd Saugus, CA
Or, join from home on Zoom at 7pm
- ❖ **No Business Meeting in Dec**



Check out our website:

www.scvquiltguild.org

WOW! See the newsletter online!

Santa Clarita Valley Quilt Guild

P.O. Box 802863

Santa Clarita, CA 91380-2863

FIRST CLASS MAIL