



# SANTA CLARITA VALLEY QUILT GUILD

*Promoting the art of quilting through  
sharing, friendship, education, and  
meaningful service to our community.*

## PRESIDENT'S MESSAGE

As 2020 ends may this newsletter find you and your family well. It has been a year of many challenges and new ways of thinking. Not being able to meet in person for our guild meetings has been hard, but we will persevere, and this too shall pass. We are getting more tech savvy...not that we like it, but we have been able to at least meet and see each other. It is heartwarming to know that as quilters we will find a way to keep working. We have met our goal with the Senior Center. The Pregnancy Center has also received needed kits and we have a stash of quilts for Turtle Camp, ready for when they open again. Members have worked hard and delivered quilts for nurses and fire victims; the list goes on.

As your President for the last two years, I have grown and learned much, but most of all I have been blessed to work with a great group of women that have worked hard to keep you informed and the guild running, so that we could be a force for good in our community. I now can call many of you by name! As we step into the new year may we continue to stay connected and support one another.

Do not forget to renew your membership as it will help us to meet our obligations and continue to support our many community projects. The need for an organization like ours is a blessing to our community and is greatly appreciated.

As the Holidays approach, think of someone who has helped make this year a little better...send a note (snail mail) and thank them, it will brighten their day and yours.

May God bless you and your family through these trying times.

Hugs from your President,

*Joyce Wilkinson*

P.S.: December 10, 2020 at our zoom meeting we will be installing our New Board Members. Sue Bennorth will be your new president. Be sure to give her and her board a "High Five" welcome.

## PROGRAMS

### Seeking Holiday Quilts From Your Past

Marcia Dains and Patti Voyles will be putting together a PowerPoint presentation for you to display your holiday quilts for show and share. They will put up the slide show and you will be able to speak to your quilts. We have room on the slides for more than the photo and would request the following:

- 1) Take a photo of the quilt either against a wall or on something where it is appropriate - bed, table, person... Make sure the light is towards the face of the quilt so your colors and patterns will show at their best.
- 2) Supply your name, title of the quilt and a short writeup. The write up can be something like this was hand appliqued, machine quilted. It was done for xxx family member (or friend or just yourself). It was made in xxxx year. It was in a show... anything including things like ideas behind what made you select colors, patterns or just that it was for whatever holiday etc. It can be simply what you want to say.
- 3) If you have multiples, just number each one in the order you want it displayed.

They need the pictures and info by the Sunday, December 6th. You can email (preferred) to Patti at [patti.voyles@att.net](mailto:patti.voyles@att.net) or Marcia at [aicram6973@gmail.com](mailto:aicram6973@gmail.com). Also available texting Patti at 661-878-5724

Please use the cellphone number for texts! You may also forward information to Marcia.

*Patti Voyles, Marcia Dains*

Looking forward to our Zoom Holiday Show N Share!

*Sue Bennorth*

## FABRIC AND NOTIONS BLOWOUT SALE – JANUARY 16<sup>TH</sup>

We are holding a fabric and notions sale on **Jan 16th from 10am - 3pm**

It will be held outdoors, in Joyce's driveway, at 24450 Cross Street, Newhall.

Wear your mask and bring cash or credit cards (checks accepted from guild members only).

Fabric will be priced at \$2 per yard or less! Tell your friends!

We will still hold the event even if it rains. If you can loan an EZ-UP for the event or would like to help out during the event, please contact Melissa Nilsen at [etnjessmom@yahoo.com](mailto:etnjessmom@yahoo.com)

See you there!

*Melissa Nilsen & Dana Montague*

## MEMBERSHIP

Wishing you all a very Happy Thanksgiving filled with love, grace, and gratitude. We have had 24 quilters renew their memberships for the 2021 year - thank you! If you have not yet done so, please print out the membership form (available on the Guild website - click "More" at the top right, then choose "Membership Information") and mail it with your check to our PO Box (address is given on the form). We hope you will all choose to continue your quilting journey with us in the coming year.

Happy December Birthdays to:

Dec 04 - Ruth Honig

Dec 05 - Gerry Hogan

Dec 06 - Maggie Holloway

Dec 08 - Adva Price

Dec 11 - Doryce Fitzgerald

Dec 11 - Rita Percer

Dec 17 - Barbara Montejo

Dec 17 - Stephanie Johnson

Dec 22 - Kendra Geiger

Dec 23 - Nadine Olmstead

Dec 29 - Leslie Wright

Dec 30 - Lorraine Quintero

If you are interested in joining the Membership Committee, please contact Leslie at [sewhappylife@gmail.com](mailto:sewhappylife@gmail.com). Melissa will be stepping down next year and I'd love to have some company and help!

We hope you're all staying healthy and quilting often!

*Leslie Wright & Melissa Nilsen*

## BYLAWS CHANGES

This is a summary of the changes to the Bylaws approved at the last general meeting in November 2020. In the future all voting must be done from a line item list with specific changes per Bylaws.

1) Most of the changes made to the bylaws were either grammatical ("who" not "which", "the" not "this") type of changes or ones made for consistency in references (always saying "the Guild") or capitalizing entities or positions when that was the subject of the section.

Renumbering was done if in error or due to adjustments from changes.

2) Committees were rearranged to be in alphabetical order. The Quilt Show data was separated from the standing committees and its various committees were organized in alphabetical order.

3) Phrases required by the IRS that were missing from the published 2016 revision were added to the document in section III and XI. These paragraphs cannot be changed with written permission from the IRS. Documentation is kept with the treasurer and the parliamentarian.

Remaining changes are itemized by article and section. Most of these changes were to update bylaws to current practices or clarify language that was not specific.

#### Article IV - Membership

Section 3, item C - changed to reflect the payment of dues including the payment of \$20 toward the purchase of opportunity quilt tickets

Section 7, addition of a definition of associate member vs business associate. Associate members have rights equal to a regular member. Business associate rights are defined in the standing rules by the board.

#### Article V - Membership Meetings

Section 3 - addition of requirement for change of venue to require email to membership no later than 24 hours prior to original time.

#### Article VII - Executive Board

Section 3 - President: Documented responsibility to email an agenda for the upcoming board meeting at least 3 days before. Documented responsibility to keep track of and assign keys for areas like the storage unit and mailbox.

Second Vice President - Programs - documented that the programs include all twelve months (including the holiday party which can be assigned to others as is currently in practice).

Secretary - documented the need for minutes from all meetings of the Executive Board and the Business portion of the general meetings as part of the Guild business operating documentation. The notes will also be sent to appropriate audience via email for approval.

Treasurer - documented source of line items in budget (appropriate committee or board member) to October board. Documented requirement for a quarterly review of the "books" by a different board member each quarter.

#### Article VIII

Section 1 removed. Covered how budget was developed, when and by whom. Already covered in previous sections.

Section 3 (new) added to define process of accounting for cash boxes and seed money for events sponsored by the Guild, or events where the board has approved Guild participation (taking an op quilt to another location for instance). Two members will count and verify by signature before box/money is distributed. Upon return, two other members will count and verify by signature before returning the box to the Treasurer.

#### Article IX - Committees

Section 1 - general list of committees. (Board may chose to suspend or request additional positions without immediate addition to the bylaws).

Historian - removed.

Hospitality - refreshment scheduling does not include the holiday party.

Library - removed.

Membership - documented responsibility for directory/roster of membership, email accounts for group mailings and newsletter mailing are maintained by this committee. Documented the distribution of a membership package. Documented the responsibility for the point of sales device and its use.

Newsletter - that distribution updates will be acquired from the membership committee

Opportunity Quilt - Documented items covered by budget. Allows committee leadership to be different individuals for creation and sales.

Parliamentarian - responsibility for verifying that our business is conducted as defined by the Bylaws including things not documented as defined in Article XI. Literal interpretation is not required.

Programs - Documented the responsibilities (first year, responsible for planning and coordination of meetings set up by previous chair. Responsible for seeking new programs if one is cancelled. Responsible for seeing contractual payments are met, speakers supported. Documented that the programs for the next year will be scheduled, contracted or agreed to by the appropriate committee/guild member. Establish and publish the calendar for that upcoming year.

Scholarship - Defines scope of what it can be used for. Requirements for receiving the award are documented on the website.

Ways and Means - added the drawing will be done in front of the membership at a meeting.

Webmaster - changed wording to show that respective committee or board members can request changes for their areas of responsibility.

Section 2 - Quilt show responsibilities for Chair and list of possible committees and their respective responsibilities.

Intro paragraph defines that the members of the guild will be in charge of the show. The chair will determine venue, heads of committees, dates and location. Committees are alphabetized.

Section 7 - addition documenting what constitutes business records that must be maintained in case of questions by federal, state or local authorities. Requirements stem from (1) we are a public charity with educational and charitable functions under 501(c)(3) regulations, (2) state

trust as a charitable organization and good business practices that would be expected of any organization.

Article XII - Dissolution Clause - as required by IRS. Changes must be approved by the IRS.

Appendix A - Conducting an election - documented where (general meeting), led by whom (Parliamentarian or if not available, Nominating committee chair), who (members volunteering and can have multiples for a position if two or more wish for a position).

Appendix B - Bylaws - Added membership can email requests for changes to the committee which is selected in July of each year.

Changes in the Standing Rules - These are not voted on by the general membership but are considered specific definitions of items in the bylaws, things that change over time (amount of dues) or procedural choices that do not violate intentions of the bylaws.

Updates to end of membership defining the dues for an associate member and the business associate.

Miscellaneous section documenting

- 1) Cost of newsletter for non-members.
- 2) Scholarship amount.
- 3) Definition of a mini-group as sanctioned by the Guild.
- 4) Approval for the Program Chair or Opportunity Quilt Chair to provide an honorarium of \$100 for a presentation at the guild general meeting or quilting of the opportunity quilt.
- 5) Exemption from payment for workshops - 2nd VP, Workshop Chair and speaker host.

*Gabrielle Leko, Patti Voyles, Marcia Dains and Penny Lawrence*

## COMMUNITY SERVICE – SENIOR CENTER

Thank you to all the members that helped to make placemats for the Senior Center. We made our goal of 430!!!!!! placemats for home meal deliveries. Plus placemats towards our 2021 goal.

I will be delivering these items on December 1.

430 placemats, 18 wheelchair quilts and 18 shawls.

I'm so proud of our guild members. Thanks again.

*Carol Carter*

## COMMUNITY SERVICE – VETERAN'S PROJECTS

Thank you to everyone who has responded so positively this year! I am starting to put together the next donation at the CAL Vets Apartment complex. I already have one bed quilt, and several smaller quilts that have been turned in. You are the best!

In the boxes on my porch currently are the following projects:

**Box 1** - for returns

**Box 2** - bindings to be done. There is at least one bed size quilt and several smaller ones

**Box 3** - labels requiring hand sewing. 6-8 finished projects. Labels are pinned on with safety pins

**Box 4/5** - kits for wheel chair to large lap size quilts

**Box 6** - spray basted wheelchair and lap size quilts

**Box 7** (lawnmower box) large quilts for mid-long arm quilters. There are about 10-12 now as several have been returned.

Kendra and I have a few more to spray baste and will have them available the week after Thanksgiving. If there is a specific project you would like to do (labels, wheelchair kit, spray basted quilt), let me know and I will put it in a separate bag on the bench with your name on it, or drop it off at your home.

Update on assembly for the kits for the clothing protectors (vests), please make sure you do the following sequence for assembly. The protectors are intended to be double sided and this will make them look nice. Because of this consider plainer fabrics for "decorated side" and something wild for the back if you like.

1) Before sewing the two vest pieces together, do:

- a) Stitch the "placket" at  $1/2$ " from center fold on each side
- b) sew on 4 buttons - space 1 about 1" from top and another 1" from bottom. The other two spaced between them.
- c) sew on the flaps for fake pockets with a contrasting fabric - fold fabric in half long way - stitch the two ends, turn inside out fold raw edge under  $1/4$ " place that fold along location on vest. Stich from bottom of short side, across top where fold is, and down the other short side. Flap will be open at the bottom with the closed fold edge.

2) place right sides together and stitch around outside leaving an opening to turn. Clip seams and turn inside out. Press with Iron, top stitch  $1/2$ " in (presumes you used  $5/8$ " seam) to keep it from curling to the other side in the wash.

3) Laying out the vest in front, sew a piece of velcro to the top of one neck wrap piece, and to the bottom of the opposite side. The short end of the velcro should be place about  $1/2$ " or



slightly more from the short edge. The longer side of the velcro will extend along the neck piece. This will allow for adjustment to different clothing and neck sizes. If you don't have velcro - you can return the vest with a note and I will add it.

Thank you - 99% of everything I have gotten has done this. The patterns have been copied and not all instructions went along with them! If you do not have velcro or buttons, please let me know. The fabric for the flaps should be a contrasting color. I will try to have a copy of the pattern added to our website.

*Patti Voyles*

## **BLOCK OF THE MONTH**

As this unusual year in our history comes to a close, I want to sincerely thank all of you who continued making the BOM patterns and kits this year to maintain support for our community service needs for the children of the Painted Turtle Camp charity. As usual, on our website are all the BOM patterns. Remember, you can make any pattern at any time. Currently, you can drop off any blocks and pick up any fabric kits at the home of Carol Carter – just give her a call first. I am also available to pick up any blocks at your home if you just contact me.

In January, we will have a new block for you to try and I will be working with Melissa Nilsen for 2021. We will be working to support the veterans with our blocks this year as their need is great. Our blocks will be turned into bed quilts (60"x80"), or lap quilts (40"x48" or 50"x60") or also into wheelchair quilts of various sizes. Your blocks do not have to be just red, white and blue. Other fabrics can be used but the need is greater for blocks with a masculine feel. More information will be supplied in January, but you can be checking your stash for possible fabrics now!

Also in 2021, I am seeking another guild member who would like to be a leader of BOM in 2022. Melissa will not be able to be here that year but we want to start working with someone in 2021 to then continue into 2022. This is a fun activity and I am sure there is someone who would like being a part of this committee. Please let us know!!

I really appreciate your support for our BOM program and I wish you the happiest possible holiday and a better future in 2021! Stay safe.

Call me if you have any questions. 😊

*Linda von Mohr 937-554-8259*

## **SCVQG 30<sup>TH</sup> ANNIVERSARY PINS**

In honor of our 30th anniversary this year, your Guild had commemorative pins made, and they are beautiful. If you'd like to purchase one (or two or three), please call or email Gabrielle with your reservation. They are \$6 each, cash or check. Purchase 3 or more, and I'll deliver! (My numbers are in the directory.)



Gabrielle Leko

## SPECIAL ANNOUNCEMENTS FROM SISTER GUILDS

**South Bay Quilters Guild** 2021 Virtual Quilt Show “Welcome to our Home” on February 10 - 14, 2021. Opportunity quilt “Quilters Village” drawing Feb 14th at 4pm on zoom. In the works: Quilt Exhibits - Featured quilter Pat Bryan and our talented members, quilts for sale after Nov. 1st, opportunity quilt tickets on sale thru Feb 1st, and vendor mall. Check our website for more information at: <http://qs.southbayquiltersguild.org>

A member of the **Mt. Tam Quilt Guild** of San Rafael, CA, Joy Troyer, has written a children’s book for ages 2-6 for the guild’s fund raiser and to keep quilting alive for future generations! *Emma, Lucie & the Quilted Animals* features 56 animal quilts made by the members of the guild and is available on Amazon or at Barnes & Noble. This hard cover book would make a perfect gift for a young child!

*Submitted by Carol Carter*

## TREASURER’S REPORT

Here is the Treasurer’s Report for October, 2020:

Treasurer’s Report  
October 31, 2020

	<b>Bank of America Checking</b>		
	<b>Beginning Balance as of 09-30-20</b>		\$25,444.25
	<b>Deposits and Other Credits</b>		
5-Oct	<b>Deposit</b>	\$177.00	
	<b>Total Deposits</b>		\$177.00
	<b>Withdrawals &amp; Other Debits</b>		
	Bank of America-Checks	\$31.04	
	<b>Total Withdrawals</b>		\$31.04
	<b>Ending Balance 10-31-20</b>		\$25,590.21

*Penny Lawrence*

## HOSPITALITY

**Will be back as soon as we are allowed!**

*Dolores, Kendra and Julie*

## 2020 Programs and Workshops

February 13 February 15	Becky McDaniel – Applique Journey WS - Orange Peel Foundation Applique
March 12 March 14	Sarah Goer – Trunk Show WS - Planned Improve
April 9	Meeting Cancelled
May 14 May 16	Meeting Cancelled Workshop Cancelled
June 9	TBD
July 9 July 11	Meeting Cancelled Workshop Cancelled
August 13 August 15	Community Service Drive Thru Meeting Workshop Cancelled
September 10 September 12	Community Service Drive Thru Meeting Workshop Cancelled
October 8 October 10	Zoom Meeting with Show N Share! No Workshop
November 12 November 14	Zoom Meeting with Elizabeth Eastmond as Speaker! Zoom Workshop – Merrion Square
December 10	Zoom Meeting – Holiday Quilt Show N Share

## MINI-GROUPS


<i>Name</i>	<i>Contact</i>	<i>Meeting Information</i>
<b>Cut-Up Mini Group</b> (full for now)	Joyce Wilkinson	Meets the fourth Tuesday of each month (currently not meeting)
<b>Monday Mavens</b> (full for now)	Kris Dolan	Meets first and third Mondays (meeting via Zoom)

\*\*\* indicates membership is open. If you want to attend a meeting, we recommend calling to be sure that nothing has changed since this listing

# SPONSORS AND ASSOCIATES

**Quiltn' for You!**  
 Quilting your memories  
 Fine Custom Longarm Quilting  
 Joyce Wilkinson  
 24450 Cross St 661-753-7865 C  
 Newhall, Ca 91390 quiltnforyou@gmail.com

Start with Rotary  
 and good things happen.




Santa Clara Valley Rotary Club Service above self in the SCV since 1960

**DANIEL J CARTER ELECTRONICS**  
 Computer Repair & Consulting  
 DANIEL CARTER  
 Owner  
 661-904-9788  
 dcarterelectronics@gmail.com



**Candy's Quiltworks**



Fabric, Books, Kits,  
 Notions, Patterns  
 & Gifts  
 M-F 10 AM-6 PM  
 Wed. til 7 PM  
 Sat 10 AM-5 PM  
 Sun. Noon-4 PM

8549 Reseda Blvd., Northridge, CA 91324  
 818-349-SEWS (7397) 818-349-7339 fax  
 candysquiltworks@sbcglobal.net

661-857-9286  
 mrspsoot@yahoo.com

Event Coordinator  
 Patty Gutierrez, C.E.P.



**Donna Chipperfield**

Longarm Quilter  
 6888 E Olive Ave  
 Fresno, CA 93727  
 donnachipperfield@gmail.com  
 805.338.6236



Sewing Machine Warehouse & Kneedle.com

16214 Nordhoff Street, North Hills, California 91343 Call 818-332-7777

Los Angeles Times  
**READERS CHOICE**  
 WINNER

We did it again  
**DAILY NEWS READERS CHOICE BEST CHOICE 2014-2016**

We Love you, too!

**MPLS**  
 CHEMICAL COMPANY, INC.

Home Products Your Industry Our Services About Us Contact Us Online Services

MUNICIPALITIES



**RYE CANYON**  
 supply Co.  
 EST. 2008

Rye Canyon Supply Co.  
 28150 Avenue Crocker, # 207  
 Valencia, Ca 91355  
 Ph: 562-607-5642  
 Email: ryecanyonsupplyco@gmail.com  
 ryecanyonsupplyco

Fabric • Trims • Leather  
 Hardware • Vintage

Buy • Resale salvage garment  
 & accessories supplies


**HUMMINGBIRD LANE**  
 fabrics & notions

hummingbirdlanefabrics.com



**KEYES** "Serving You For Over 60 Years"

818-573-2400



Karen Roberts, AAMS®  
 Financial Advisor

**Edward Jones**  
 MAKING SENSE OF INVESTING

23422 1/2 Lyons Avenue  
 (Lyons Station at Apple Street)  
 Santa Clarita, CA 91321  
 Bus: 661-288-2120 TF: 888-288-2221  
 Fax: 888-826-3911  
 www.edwardjones.com  
 California Insurance License 0C24309

**Things to Remember:**

- ❖ **Next meeting: December 10, 2020**  
**6:30 PM**
- ❖ **Via Zoom – get the app at**  
**zoom.us/download**

**This Month's Calendar:**

**Zoom General Meeting**  
**December 10, 2020 - 6:30 to 7:30 PM**

**No Business Meeting in December**



Check out our website:

[www.scvquiltguild.org](http://www.scvquiltguild.org)

WOW! See the newsletter online!

**Santa Clarita Valley Quilt Guild**

P.O. Box 802863

Santa Clarita, CA 91380-2863

**FIRST CLASS MAIL**