



SANTA CLARITA VALLEY QUILT GUILD

Our mission is to stimulate an interest in quilts, to promote and advance the art of quilt making, to conduct educational programs and services in the design techniques and preservation of quilts and quilt making; and to promote quilting in philanthropic endeavors.

PRESIDENT'S MESSAGE

Greetings, Fellow Quilters!

My theme this week is inspiration! We quilty folks get our inspiration from so many sources – what friends do, what they like, what we enjoy, what family members participate in. The list of inspiring items, activities and events is endless!

For example, my granddaughters both love unicorns. On my recent shopping trips in Las Vegas, I visited the panels room at Sew Yeah Quilting and found not one, but two, unicorn panels to work with. That of course resulted in the purchase of another six yards of color-coordinating fabric for borders and maybe alternating blocks – and the design possibilities abound!

Then, there are the projects that our friends complete. Our Show 'n' Share from January inspired me to make a jacket out of my old bed quilt (thanks, Doryce!). And, as you all know, I was inspired almost a decade ago by a quilt Donna Chipperfield taught me to make – and I have been making Stack 'n' Whack quilts out of many fabrics since then!

Additionally, the preferences of friends who will be recipients of a quilt also inspire me. Whether it's a beach color theme or a fabric style preference, like Kaffe Fasse fabrics, those choices inspire block selections and design.

Finally, it may just be a certain fabric you find that will inspire you. The quilt I am currently finishing is totally the result of a serendipity fabric find on a trip to a quilting retreat (back in the days when we could do that!).

One thing is for sure, there are endless possibilities in our chosen craft. Look around your world this month and be inspired to start another beautiful project!

Sue Bennorth

PROGRAMS

At the February general meeting, Marcia Dains and Dolores Roux-Jones will be demonstrating the process of English Paper Piecing (EPP), or originally known as Mosaic Patchwork, and possibilities of use beyond the traditional Grandmother’s Flower Garden. At a March Workshop, the block created in February will be incorporated into a purse.

The 1” and/or 3/4” paper pieces will be provided. You will use 2.5” squares of fabric to cover the paper pieces.

Please bring:

- Thread (any color), Needle, Scissors and a table lamp for better visibility when you sew.
- 20 (2.5”) squares of fabric. 3 different fabrics (2 sq), (6 sq) (12 sq) = 20 squares
- If you don’t want to cut squares at home, 3 (2.5” wide) strips of fabric at least 30” long

Here are samples to give you an idea of color combinations:



Looking forward to seeing you!

Marcia Dains & Dolores Roux-Jones

SOUTH BAY QUILTERS GUILD QUILT SHOW

The South Bay Quilters Guild is proud to announce our 2022 Quilt Show, “By the Sea” to be held on Saturday and Sunday, February 12-13, 2022, from 10am – 4pm each day, at the Torrance Cultural Arts Center, 3330 Civic Center Drive, Torrance (corner of Madrona and Torrance Blvd).

Our show will include the following: Opportunity quilt “Sea Breeze” drawing Feb 13th at 4pm. Live quilt auction on Sunday at 1-3 pm. Quilt Exhibits - Featured quilter Alex Tsubota and our talented members. Quilts for sale in our consignment booth and vendor mall. Check our website for more information at: <http://southbayquiltersguild.org>

Our opportunity quilt:



Please call or e-mail if you have any questions about our show or need additional materials to distribute. We appreciate your help in publicizing our quilt show.

Sincerely,

THE SOUTH BAY QUILTERS GUILD

www.southbayquiltersguild.org

SHOW AND SHARE – SEND PHOTOS

Please send your show and share items to me on email by Feb 7th (the Monday before the meeting). Looking forward to helping share your work with the rest of the guild. Be sure your name is on the email or text. A brief write-up about the project can contain information about the pattern, the idea you had, the fabric used, who it is for.

Patti Voyles

COMMUNITY SERVICE

Hope you all had a wonderful holiday season. I have contacted several organizations that are helping families in need. I was able to deliver 11 quilts to Family Promise.

Currently, Family Promise is supporting three families at a time in a home that was donated to the organization. The families are able to stay for three months while case managers assist them. The Director, Rachel, let me know that they would accept donations with no restrictions on fabric type. Families are able to select items that will add to their comfort. Thank you for all you do to support our community with beautiful quilts!

Dana Montague

COMMUNITY SERVICE – SENIOR CENTER

I have place mat kits and binding kits available. Just call me and we can get them to you.

Thank you again,

Carol Carter

COMMUNITY SERVICE – VETERAN'S PROJECTS

Last year we had a real effort from BOM to provide wheelchair and small quilts in addition to the other contributions. This guild is amazing. I will provide counts next month when I find the two sheets where I made notes. I can't say thank you enough to everyone who contributed. They were overjoyed and the vets who saw them were very excited. One thing that stuck with me was the comment about our giving them such complex beautiful quilts. They couldn't believe that others care enough to give them quilts like that. I have kits for a variety of sizes to make wheelchair, small to large lap quilts. The large ones work in the special care unit where they are on hospital like beds. I have both smaller (spray basted) and large (up to twin bed size) quilts ready to be quilted. The kits and large quilts are in blue topped boxes on my front porch. The spray basted ones got wet in the storms but will be out there next week. Please let me know if you would like to do any of these. I have those who love to baste waiting!

Patti Voyles

COMMUNITY SERVICE – GUIDE DOGS OF AMERICA

This is the year that we make blocks that I will collect in September to assemble and send to the quilter by October. I am considering different ideas. Please let me know if you have any. I would like to get blocks - possibly with some kitted fabric to be used for cohesion in the top - by April.

2021 GDA Quilt:



Winner of the 2021 GDA quilt: Irene and her dog "Lennon". Irene is a Navy Vet who served during the Gulf War. Lennon is a service dog that helps Irene with her PTSD and anxiety.



Patti Voyles

BLOCK OF THE MONTH

We will continue with the same block as January. You may get kits from Joan Anderson or Darlene Stump at Quilt in the Park, Guild meeting, by calling/emailing either to arrange, or the bin on Carol Carter's porch. Return completed blocks the same way. Instructions are included in January and February Newsletters and on the website. There are also printed instructions in the bin on Carol's porch.

If you want a BOM kit there is no reason to not get one. Call Joan or Darlene if you have any questions.

Joan Anderson & Darlene Stump

SOUTHERN CALIFORNIA COUNCIL OF QUILT GUILDS

Our quarterly meeting was on Saturday, Jan 8th. A number of our members attended. The program was a presentation of ideas on how to raise funds in a COVID limited world. You can check out what others have tried by looking at the website sccqg.org and look for the newsletters. This was part 2 of the discussion, so look at October 2021 for part 1.

Patti Voyles

MEMBERSHIP

If you haven't renewed your Membership for 2022, please mail your check and renewal application to: P.O. Box 802863, Santa Clarita, Ca, 91380-2863. Reminder: Please send your application in by February 15th so you can be included in our Membership Directory.

We had 40 quilters renew as of January, plus two new members and one returning member.

Warmest welcome back to Judy Polintan, and to new members Jamie Cato and Sara-Anne Nelson!

This brings our current 2022 membership to 43.

Happy February birthdays to:

Feb 01 - Dolores Roux-Jones

Feb 02 - Karen Nelson

Feb 14 - Judy Chaffee

Feb 15 - Erin O'Brien

Feb 15 - Joan Spellman

Feb 26 – Rose Ortega



We could use some help on the Membership Committee this year. The biggest need at this time is for someone to assist with the check-in table at the Monthly General Meetings (the person would be needed until the Meeting begins). If you're interested or have any questions, please contact: Michelle Tavares (my contact info is in the directory).

Stay Safe and Happy Quilting!!

Michelle Tavares

IFFI

IFFI (I Finally Finished it) or as I like to call it, "I Finally Found It".

2021 was a great success. We had 13 participants which meant we had \$130.00 in the pot. Two participants' names were drawn at the December meeting. Our lucky winners were Melissa Nilsen and Dana Montague each receiving \$65.

Dig out those unfinished projects and join the challenge to get your projects finished!!

2022 IFFI sign-up sheets are available in the newsletter below. To sign-up, you will need to provide a \$10 donation to the pot. Fill out the sign-up sheet with up to 10 "IFFI'S" you would like to finish in 2022. Each time you finish your project, your name goes in the drawing for a chance to win half the pot at the December meeting in 2022. You don't have to finish all your projects...one year I finished one project and won the pot!!

This is a great way to keep you on track as to which projects you wish to finish this year.

Make sure you make out your check to SCV Quilt Guild. Return your check to me with your sign-up sheet by the March 2022 meeting.

Thanks for you participation.

Joyce Wilkinson

HOSPITALITY

Due to face mask requirements at the church, we will not be providing refreshments other than water which you can drink outside.

Dolores, Kendra, and Julie

WAYS AND MEANS

We have the following new opportunities for the win.

1-Heart and Soul

2-Little Sweetheart

3-Wild Horses

4-Starlight

5- Gift card Bonanza- we will have this basket for two months as it has quite a bit of various gift cards for you to take a chance on.

Thank you for your participation in supporting the Ways And Means!

Rita, Linda, and Millie

TREASURER'S REPORT

Here is the Treasurer's Report for December 2021:

Bank of America Checking			
	Beginning Balance as of 12-01-21		\$ 23,718.09
Deposits and Other Credits			
1-Dec	Deposit-Spray Baste	\$ 48.00	
7-Dec	Deposit-Member&Opportickets,Square	\$ 48.60	
10-Dec	Deposit-Opportunity Tickets	\$ 25.00	
10-Dec	Deposit-Workshops	\$ 80.00	
10-Dec	Deposit-Ways & Means Nov.	\$ 220.00	
10-Dec	Deposit-Ways & Means & Donation	\$ 345.00	
10-Dec	Deposit-Pins & Buttons	\$ 75.00	
13-Dec	Deposit-Member&Opportickets,Square	\$ 53.47	
13-Dec	Deposit-Membership&Oppor tickets	\$ 945.00	
21-Dec	Deposit-Donation	\$ 30.00	
	Total Deposits		\$ 1,870.07
Withdrawals & Other Debits			
1-Dec	Dana Montague	\$ 240.84	
9-Dec	Santa Clarita Methodist Church	\$ 1,050.00	
9-Dec	SCV Quilt Guild-IFF	\$ 65.00	
9-Dec	Dana Montague	\$ 65.00	
	Total Withdrawals		\$ 1,420.84
	Ending Balance 12-31-21		\$ 24,167.32

Penny Lawrence

WEBSITE

Please check out show and share photos for January under the "Photo" drop down.

Please check out the Opportunity quilt for 2022, also under the "Photo" drop down, then "Opportunity Quilt Page 1".

Carol Carter – Web Mistress

2022 PROGRAMS AND WORKSHOPS

Jan 13	Kathleen Dolan & Melissa Lee: Guild Orientation, Ergonomics & Stretching
Feb 10	Marcia Dains & Dolores Roux-Jones: English Paper Piecing
March 10 March 12	Joyce Wilkinson: How to Prepare a Quilt for a Longarm Quilter EPP bag workshop
April 14	Community Service
May 12	Patti Voyles: TBD
June 9	Barbara Montejo: Block Auction
July 14	Doryce Fitzgerald: Sew Powerful Purses
Aug 11	Game Night
Sept 8	Roberta Nicholson: TBD
Oct 13 Oct 15	LuJean Seagul: Borders Workshop: Beyond the Borders
Nov 10 Nov 12	Connie Sitar: Art Quilts Workshop: Arts Quilts with Connie Sitar
Dec 8	Holiday Party with Quilty Pleasures vendor

MEMBERSHIP FORM



SANTA CLARITA VALLEY QUILT GUILD

MEMBERSHIP FORM – 2022

Mail to: PO Box 802863 Santa Clarita, CA 91380-2863

RENEWAL

NEW MEMBER

ASSOCIATE MEMBER

PLEASE PRINT:

LAST NAME: _____ FIRST NAME: _____

I am RENEWING my membership, and my information has NOT CHANGED from last year.

ADDRESS _____

CITY: _____ STATE: _____ ZIP: _____

HOME PHONE with AREA CODE: _____ CELL # with AREA CODE: _____

EMAIL ADDRESS _____

BIRTHDATE: MONTH _____ DAY _____

EMERGENCY CONTACT NAME: _____

EMERGENCY CONTACT PHONE with AREA CODE: _____

YES NO Permission to print and/or post photos of you or your quilts

**Note: Monthly Newsletters are sent VIA EMAIL to save postage.

PLEASE MAIL THE NEWSLETTER TO ME (an extra \$14.00 fee must be paid to cover the postage)

MEMBERSHIP TYPE - Check One:

General Membership

- General \$55
- Seniors \$50 (age 62 and older)

Dues must be paid by the FEBRUARY guild meeting.

Business Membership

Includes an ad for 1 year in the newsletter & website.

- Associate Members \$70 (voting rights)
- Business Membership \$50

Dues now include \$20 for our opportunity quilt. You may sell your tickets if desired.

You may pay with a check payable to SCVQG. Please mail to the guild's PO box (address at top).

SIGNATURE: _____ DATE: _____

AMOUNT PAID: _____ CASH: _____ CHECK #: _____

IFFI CHALLENGE



IFFI Challenge

Sign-up for the “I Finally Finished It” Challenge. The cost is \$10. List 10 quilt projects you want to complete in 2022. Take a picture of your completed project and send it to Joyce Wilkinson (email or text) or show it at a show and share via Zoom or in person. Joyce will then check off your project and put your name in for the drawing at our December 2022 meeting. You will receive 1 ticket for a small project (lap size quilt or smaller), or 4 tickets for a large project (twin size quilt or larger). This year, there will be **TWO member winners** who will share the pot 50/50.

List and fee must be received by Joyce via mail or in person by March 10, 2021

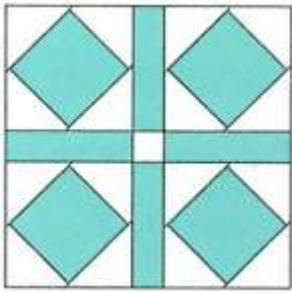
Name: _____

My wish list of quilting projects to complete this year is:

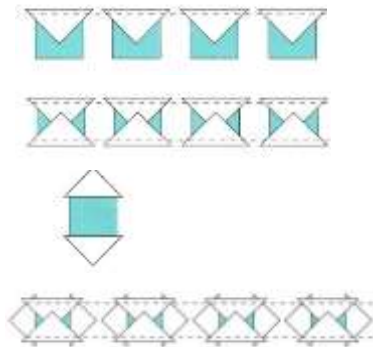
1. _____
2. _____
3. _____
4. _____
5. _____
6. _____
7. _____
8. _____
9. _____
10. _____

2021 IFFI Chair: Joyce Wilkinson - email, home address and phone # are in the directory

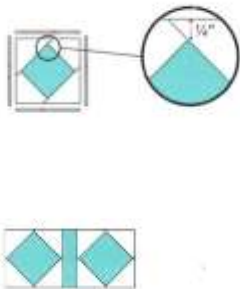
JANUARY & FEBRUARY BLOCK OF THE MONTH – GRANDMA MAE'S ECONOMY BLOCK



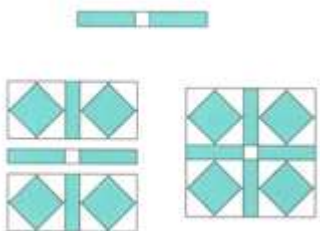
Step 1



Step 2



Step 3



Grandmothers the world over know a lot about making do. They've been doing it for years! This economy block quilt is a favorite because it wastes so little fabric and looks so cute. Put together four sets of them for a quilt block that's granny approved.

Your block should be 7 1/4" UNFINISHED. Finished Size (once sewn into the quilt) is 6 3/4". We will also add 2 sides of sashing making the final unfinished block = 8"

For each block, you will need:

Fabric/Color	Cut Size	Quantity
White fabric (solid or small print)		
- Setting Triangles	2.5" x 2.5"	16
- Center Sashing Square	1.25" x 1.25"	1
- 2 Side Sashing Rectangles	1.25" x 7.25"	2
Colorful Fabrics		
- Larger Squares	2.5" x 2.5"	4
- Rectangle Strips	1.25" x 3.5"	4
- Outer Sashing Square	1.25" x 1.25"	1

SEW ALL SEAMS AT 1/4"

Sew the 4 Setting Triangle Units (Shown with Chain Piecing)

Step 1:

Center the long edge of a setting triangle along 1 side of each 2 1/2" print squares from your set. Sew along the matched edges. Place another setting triangle on the opposite side of each square. Sew along the matched edges. Open and press towards the triangles. Repeat to add setting triangles to the remaining sides of each of the print squares in your set. Make sure there is 1/4" left outside of each point and square each unit to 3 1/2".

Combine Units

Step 2:

Sew a 1 1/4" x 3 1/2" print rectangle between 2 units. Press towards the rectangle. Make 2 rows.

Step 3:

Sew a 1 1/4" white square between the (2) 1 1/4" x 3 1/2" print rectangles. Arrange the 3 rows you have created as shown. Nest the seams and sew the rows together. Press. At this point block should measure 7 1/4" unfinished.

Add Horizontal and Vertical Sashing

Step 4:

Vertical Sashing - Sew one 7 1/4" sashing rectangle to right side. Press to sashing.

Step 5:

Horizontal Sashing - Sew other 7 1/4" sashing rectangle to 1 1/4" print square. Press to sashing rectangle. Sew Sashing to bottom and nest square seam to vertical sashing. Press seam to sashing. Block should now measure 8".

The finished block looks like this:



Here's a mockup of how it would look when all the blocks are sewn together.



2022 OPPORTUNITY QUILT: "WINDMILL FANCY" - 92" X 104"



MINI-GROUPS

<i>Name</i>	<i>Contact</i>	<i>Meeting Information</i>
Cut-Up Mini Group (full for now)	Joyce Wilkinson	Meets the fourth Tuesday of each month
Monday Mavens ***	Kris Dolan	Meeting every week on Zoom for now – everyone welcome. Contact Kris for the Zoom link.
Stitch n Chat ***	Melissa Nilsen	Meets fourth Thursday of each month at Melissa’s house. Space limited, must RSVP.
Quilters in the Park ***	Kendra Geiger	Meets every other Friday, 11:15am – 1pm, at Central Park near the restrooms closest to the dog park. All are welcome.

*** indicates membership is open. If you want to attend a meeting, we recommend calling to be sure that nothing has changed since this listing.

STITCH N CHAT MINI GROUP

This mini-group meets on the 4th Thursday of each month from 9am-12pm and is open to everyone. We try to showcase a different quilting technique at each meeting and then put those techniques to use in creating items for the guild’s community service projects. It’s perfect both for those members who want to improve their quilting skills and experienced quilters with tips to share. Fabric is supplied, just bring your sewing machine, neutral thread, and scissors/snips.

At the February 24th meeting, we’ll be learning methods for curved piecing. If you’d like to join us, please RSVP to Melissa as space is limited.

Carol, Jean, & Melissa

SPONSORS AND ASSOCIATES

Quiltn' for You!
 Quilting your memories
 Fine Custom Longarm Quilting
 Joyce Wilkinson
 24450 Cross St 661-753-7865 C
 Newhall, Ca 91390 quiltnforyou@gmail.com

Candy's Quiltworks
 Fabric, Books, Kits, Notions, Patterns & Gifts
 M-F 10 AM-6 PM
 Wed. 11 7 PM
 Sat 10 AM-5 PM
 Sun. Noon-4 PM
 8549 Reseda Blvd., Northridge, CA 91324
 818-349-5EWS (7397) 818-349-7339 fax
 candysquiltworks@sbcglobal.net

Donna Chipperfield
 Longarm Quilter
 6888 E Olive Ave
 Fresno, CA 93727
 donnachipperfield@gmail.com
 805.338.6236

Sewing Machine Warehouse & Ineeded.com
 18214 Marshall Street, North Hills, California 91343 Call 818-332-7177
 Los Angeles Times **READERS CHOICE WINNER**
 We did it again **BEST CHOICE**
 We Love you, too!

RYE CANYON Supply Co.
 28150 Avenue Crocker, # 207
 Valencia, Ca 91355
 Ph: 562-607-5642
 Email: rynecanyonsupplyco@gmail.com
 rynecanyonsupplyco
 Fabric • Trims • Leather Hardware • Vintage
 Buy • Resale salvage garment & accessories supplies

KEYES "Serving You For Over 60 Years"
 818-573-2400
 CREDIT FINANCING
 CHEVROLET BUICK
 GMC
 HONDA
 KIA
 MAZDA
 NISSAN
 TOYOTA



Karen Roberts, AAMS®
 Financial Advisor
Edward Jones
 WEALTH GROUP OF INVESTORS
 23422 1/2 Lyons Avenue
 Lyons Station @ Apple Street
 Santa Clarita, CA 91321
 Bus. 801-299-2120 TX. 800-266-2321
 Fax 800-636-3911
 www.edwardjones.com
 California Insurance License 0C24200

Start with Rotary and good things happen.

All Things Quilting
 Teri Brothers
 Santa Clarita, CA
 661-644-0855
 Long Arm Service * Classes * Fabric Sales

Things to Remember:

- ❖ *Next meeting: Feb 10, 2022, 6:30 PM*
- ❖ *Wear a mask (church requirement)*
- ❖ *Sign a waiver if you didn't last month*
- ❖ *Wear your name tag*
- ❖ *Sign-in sheet at the door*
- ❖ *Bring your Show and Share quilts*

This Month's Calendar:

- ❖ *General Meeting: Thurs, Feb 10, 2022*
Social Hour: 6:30-7:00pm
Meeting starts at 7:00pm
at Santa Clarita United Methodist Church
26440 Bouquet Canyon Rd Saugus, CA
Or, join from home on Zoom at 7pm
- ❖ *Business Meeting: Thurs, Feb 17, 2022*
6:30-8:30pm on Zoom



Check out our website:

www.scvquiltguild.org

WOW! See the newsletter online!

Santa Clarita Valley Quilt Guild

P.O. Box 802863

Santa Clarita, CA 91380-2863

FIRST CLASS MAIL