



# SANTA CLARITA VALLEY QUILT GUILD

*Volume 35 – Issue 01  
January 2024*

*Our mission is to stimulate an interest in quilts, to promote and advance the art of quilt making, to conduct educational programs and services in the design techniques and preservation of quilts and quilt making; and to promote quilting in philanthropic endeavors.*

## PRESIDENT'S MESSAGE

***And all of a sudden it is 2024!  
Happy New Year to all of you.***

Prospects are very bright for the Guild with all of those who have been elected or volunteered for chairperson positions. I would like to welcome Julie Cook and Claire Reeves who will be spearheading the Block of the Month (BOM) replacing Darlene Stump who is now Treasurer. Mary Moonitz has graciously accepted the role of Quilt MOM, taking over from Doryce Fitzgerald. Nancy Goettling will be in charge of the IFFI Challenge assuming the role that was played by Joyce Wilkinson in the past year. Lucy Scinta will be chairing the Pregnancy Center projects and Kathleen Dolan will be heading up the pillowcase kits. As you can see, the Guild has so much going on and with every outreach, there are members taking the lead, and others playing a supporting role.

January will be a very busy month. I hope many of you will be able to go to Road to California January 16-20 in Ontario. We have 2 ladies (Judy Chaffee and Darlene Stump) whose Hoffman Challenge quilts will be on display. The SCVQG "Community" quilt will be on exhibit and the logo, hand appliquéd by Patty Vergon will be a part of a larger Southern California Council of Quilt Guilds' sampler quilt, and our 2024 Opportunity Quilt will be there on Saturday. WHEW! SCVQG is going to be well represented at Road. Good work ladies!

Triple R is scheduled for Saturday, February 10th from 9 am to noon. This is an annual informative training for new chair people AND any interested members. This year, we will be focusing on ROI (Return on Investment) of time, money, and energy. This is a great opportunity to learn in which events the Guild will decide to participate, and how our efforts will be directed this year. More details to follow.



I encourage all of you to visit the [SCVquiltguild.org](http://SCVquiltguild.org) website. It has so much information about the Guild with the newsletters, calendar of programs, listing of upcoming events, and such wonderful photos. It is the best way to keep up with what the Guild is doing past, present, and future. We have a private Facebook page, which is only open for members. The Guild also has an Instagram account. There are lots of ways to stay in touch with the Guild.

Happy Quilting with Happy Quilters  
Marcia

## PROGRAMS – QUILTED JACKET



Quilty Pleasures  
SIMI VALLEY, CALIFORNIA

Quilty Pleasures will be lecturing on our upcoming “Quilted Jacket Workshop”, featuring the Tamarack Jacket Pattern.

As one of our members’ favorite vendors, Quilty Pleasures will also be bringing select items from their store for purchase. The pattern for the workshop will be available at this time.

Looking forward to a great night of fun.

Carol Carter  
Programs



## WORKSHOP – QUILTED JACKET WORKSHOP

The workshop is scheduled for Saturday February 17, 2024 in Sara's Multi-Purpose Room.

The workshop is limited to 15 members. In case someone cancels, we will have a waiting list. To receive a supply list, I need a payment of \$40.



Doryce & Jean wearing their creations using this pattern.

## SARA'S MULTI-PURPOSE ROOM LOCATION INFO

For all events and workshops being held at: Sara's Multi-Purpose Room - Bouquet Canyon Apartments - 26705 Bouquet Canyon Rd, Saugus

The Complex is located across the street from the church where we hold our monthly meetings. The room is spacious offering a nice venue to hold our workshops. Parking is very limited, so we recommend carpooling, and drop off your sewing machines and supplies at the multi-purpose room before looking for parking. Participants can park in the Bouquet Canyon Plaza shopping center next to the apartments. There is parking available by the Trek Bicycle shop and a short walk across the bridge into the apartment complex. Please bring your lunch and drinks with you. As an option, there are several fast-food places close by.



## COMMUNITY SERVICE – SCV SENIOR CENTER

Hello everyone! I hope you had a wonderful holiday season. In December Jean C, Laura H, and I took the following to the Senior Center:

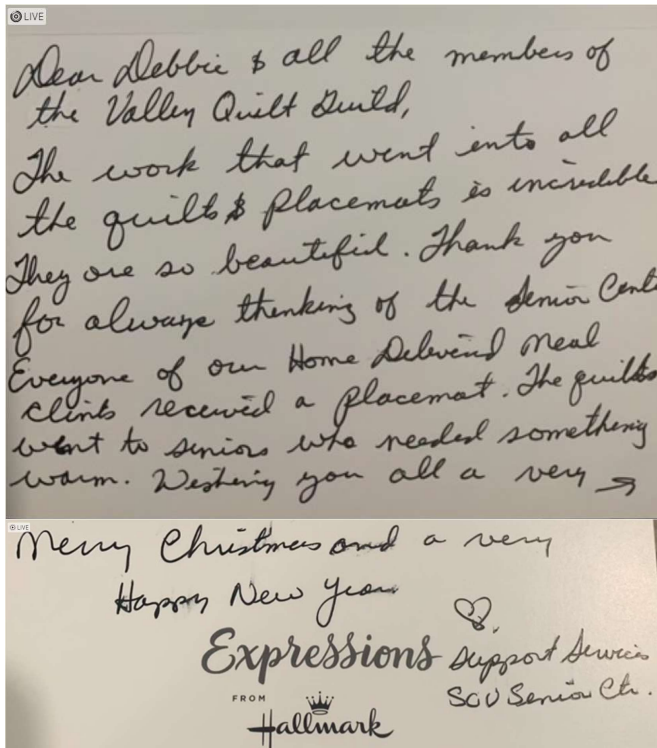
- 550 Placemats
- 18 Shawls (1 crochet and 17 quilted)
- 4 Wheelchair Quilts
- 1 Lap Quilt
- 3 larger quilts



The Center was over joyed with our donations. Thank you to every guild member that worked so hard to make this possible. You are all champions!!! Let's continue to challenge ourself to make one placemat a month.



A thank you note received from the Senior Center:



A thank you received from one of the recipients of a placemat:

### Message

I just received a Beautiful Placemate from U. I want to thank you from the bottom of My Heart. This is So So Special & Appreciated So So Much. I will Cherish it & Always Remember U All At Christmas. God Bless Each & Everyone of U.  
Merry Merry Christmas Judy

As we continue this project throughout 2024, please see me to pick up placemat kits and return completed items at the Community Service table.

Congratulations to all the winners from the end of the year community service drawing at our holiday party. And a big shoutout to Jean, Lorraine and Marcia for handling the drawing in my absence.

We are pleased to announce that the winners of the community service drawing were: Rita R., Judy J., Margie P., Lourdes I.



We will continue to have monthly prizes, so when you turn in any item for any of the many community service programs we support, be sure to fill out a ticket for the drawing. I will once again save them for our drawing at 2024's end of the year party.

Please continue to support Lucy Scinta who has become the new chairperson for the Pregnancy Center. Lucy's contact information is in the directory. Please feel free to reach out to her see how you can help.

Thank you for your support  
And have a sew wonderful new year

Debbie Ackerman

## COMMUNITY SERVICE – SCV PREGNANCY CENTER

Debbie A. and I took 13 bundles to the Pregnancy Center. Each bundle contained a baby quilt, receiving blanket, bib, and burp cloth. The Center was delighted to receive our donations. We have donated a total of 60 bundles for the year 2023.

Currently I have kits for bibs and burp cloths ready to be sewn up. If you are interested in stitching these up, or any of the quilts or blankets, please contact me. Contact info is in the directory.

Lucy Scinta



## COMMUNITY SERVICE – R.I.S.E. FOUNDATION

Thank you to all who donated to our holiday charity event this year. Marcia D., Carol C., Melissa N., Doryce F., Barbara S. and Jean C. made quick work of unloading all of the items from the very packed SUV and sorted them for the R.I.S.E. storefront and stockroom.



Meghan Simpson was thrilled with the generosity of our Quilt Guild. She could not thank the Guild members enough.





## 2023 IFFI CHALLENGE

Happy New Year

As I close out my part in the IFFI challenge 2023, I want to thank everyone who participated. It has been fun encouraging you to finish your quilts and more importantly "Labeling" them. Our lucky winners of the main drawing were Carol Carter and Jerri Stoyanoff. Debbie Ackerman won the gift certificate to Candy's for the label drawing.

Nancy Goettling will do a great job this year, 2024. Start making those lists!!

Keep on quilting!

Joyce Wilkinson

## 2024 IFFI CHALLENGE

Welcome to the 2024 IFFI Challenge. Most of us have those projects that we have not finished for one reason another, hopefully by listing those projects, you will be motivated to finish one or more of them.

In my case, I started my first quilt, a Grandmothers Flower Garden, in the 1970's, which I keep putting on my list. Hopefully this is the year it will be finished.

So please join the IFFI Challenge. Looking forward to hearing the guild oohing and ahing over your completed quilts.

The signup form is in this newsletter and also on the website.

Nancy Goettling





## MEMBERSHIP REPORT

We have a total of 87 members to date.

We have a new member this month already... Welcome Robbin Trejo. We are happy to start the year so strong. We have started to renew members.

We will be taking cash, check and credit card. When you are renewing and have special request such as no pictures or no last name, please note it on your form. If you want to receive the newsletter by mail, you must pay \$16.00.

New for this year, we added a box regarding the Membership Directory. Everyone will receive an email with a PDF of the directory attached. If you would ALSO like a printed copy, please check the box on the form.

The 2024 Membership form is in this newsletter and on the website. Please print it and fill it out before bringing it to the January meeting to help make the renewal process run more smoothly. We will have a few blank forms for those who aren't able to print at home. If you need to order a name tag, please see me at the membership table. The name tags will be handled differently. You will have to pay for the name tag separately, cash will be the best way, checks are ok and made out to Sara Nelson. No credit card for this item.

Membership Chair  
Sara-Anne Nelson

### Happy Birthday to our January Ladies:

Jan 4 – Marcia Dains  
Jan 7 – Carol Carter  
Jan 15 – Stephanie Marx  
Jan 16 – Dana Montaque  
Jan 19 – Georgette Arison  
Jan 25 – Karen Warloe  
Jan 25 – Sheryl Zurek  
Jan 30 – Lizete O'Connor  
Jan 31 – Stephanie Poss





## 2024 PROGRAMS AND WORKSHOPS

Jan 11	Quilty Pleasures- Quilted Jacket
Feb 8	Sherryl Zurek – Basics for Beginning Quilters
Feb 17	Quilted Jacket Workshop – Quilty Pleasures
March 14	Manny Caldera - Singer featherweight history and machine display
March 16	Moments with Manny - How to maintain your featherweight machine
Apr 11	Trudy Cleveland- How to Photograph your Quilts
May 9	Jenny Lyons - Free Motion Quilting
May 11	Jenny Lyons - Workshop – How to do free motion quilting on your domestic machine
June 13	Doryce Fitzgerald - Sew Powerful Purse Project Workshop TBA
July 11	Trash to Treasure (formerly known as Block Auction)
Aug 8	Game Night
Sept 12	Lori Brothers - How to use precuts along with short cuts
Oct 10	Community Service Night
Oct 12	Workshop - Lori Brothers - Precuts 5 star lap quilt
Nov 14	Bring your first quilt or your favorite notion to share - All Members
Dec 12	Holiday Party

## HOSPITALITY

People with last name letters A-F, please bring snacks for the January general meeting.

Happy New Years from Your Hospitality Team

Dolores & Kendra



## TREASURER'S REPORT

November 2023

	<b>Bank of America Checking</b>		
	<b>Beginning Balance as of 11-1-23</b>		\$ 29,839.38
	<b>Deposits and Other Credits</b>		
8-Nov	Boutique& Sales Tax	\$ 10.00	
13-Nov	Boutique& Sales Tax,Opptickets,sfee	\$ 501.94	
13-Nov	Ways & Means	\$ 184.00	
13-Nov	Workshop&squarefee	\$ 38.86	
14-Nov	Petty Cash-Jinglefest	\$ 200.00	
14-Nov	Opportunity Tickets	\$ 133.00	
14-Nov	Boutique& Sales Tax	\$ 505.00	
20-Nov	Workshops	\$ 240.00	
	<b>Total Deposits</b>		\$ 1,812.80
	<b>Withdrawals and Other Debits</b>		
6-Nov	Department of Justice	\$ 30.00	
9-Nov	Carol Carter	\$ 123.45	
9-Nov	Debbie Ackerman	\$ 25.00	
9-Nov	Marcia Dains	\$ 200.00	
9-Nov	Sara Nelson	\$ 11.00	
9-Nov	Joyce Wilkinson	\$ 100.00	
13-Nov	Dolores Roux-Jones	\$ 27.20	
16-Nov	Penny K-Lawrence-IFFI	\$ 200.00	
	<b>Total Withdrawals</b>		\$ 716.65
	<b>Ending Balance on 11-30-23</b>		\$ 30,935.53

Penny Lawrence  
 Treasurer



## MINI-GROUPS

<b>Name</b>	<b>Contact</b>	<b>Meeting Information</b>
<b>Monday Mavens</b>	Melissa Nilsen	In-person sessions – Space limited please RSVP: Meets 1st Monday at Melissa's - Must RSVP to Melissa Meets 3rd Monday at Doryce's - Must RSVP to Doryce
<b>Stitch n' Chat</b>	Carol Carter	Meets 3 <sup>rd</sup> Thursday of each month at Darlene's house. Space limited, must RSVP to Carol.  We try to showcase a different Quilting technique at each meeting and then put those techniques to use and creating items for the Guild community service projects.
<b>Quilters in the Park</b>	Kendra Geiger	Summer Heat Hours: Meets every other Friday, 11:00 – 1:00pm, at Central Park near the restrooms closest to the dog park. All are welcome.
<b>Saturday Sewing at Sara's</b>	Sara Nelson	Meets the 3rd Saturday of the month, 10:00am – 2pm at Sara's Multi-Purpose Room. Must RSVP to Sara.

**If you want to attend a meeting, we recommend calling the contact to be sure that nothing has changed since this listing.**



## WAYS AND MEANS

Ways & Means is pleased to announce the winners of the December Raffle Baskets.

- |                           |           |
|---------------------------|-----------|
| #1 Road to California     | Nancy G.  |
| #2 North Woods Botanicals | Robbin T. |
| #3 Santa Bird House       | Joyce W.  |
| #4 Cardinal Season        | Jeanne B. |
| #5 Let It Snow            | Jann R.   |

Second Chance Drawing winners:

Lorraine Q., Claire R., Andrea B., Kendra W., Jerri S., and Nancy M.

We are starting 2024 with some great fabric! Our January Packages will all include enough fabric to participate in the SCV Guild's Mystery BOM.

We will have a Valentine's Day package, a St. Patrick's Day package, and other fabric groupings.



Come by the Ways & Means table to say hello and support your guild.

Happy New Year!

Laura and Barbara



## WEBSITE

The Home page of our website has:

- 2024 Membership and IFFI Challenge forms to download and print
- Road2CA entries to be shown at the 2024 show in January. So exciting!

Please check out page 1 under Photos to view the December Holiday Party photos, which include the decorated tables, holiday quilts, and table runners. <https://scvquiltguild.org/>

Thank you to the hospitality committee for setting up and displaying our wonderful potluck meal provided by our Guild members.



And, a thank you to Judy Woodings, for our wonderful craft project she provided at our holiday party.



Carol Carter  
Web Mistress



## 2023 OPPORTUNITY QUILT

Congratulations to a happy member of our guild! Tina Sammartano is shown here with the 2023 Opportunity Quilt, "Pinwheel Parfait", which she won Thursday night from over 4,000 entries!



## 2024 OPPORTUNITY QUILT

To be presented at the January meeting!! CLUE: The quilt was spearheaded by Melissa Nisen.... Its big, its bright, and its amazing!



Mary Moonitz  
Quilt Mom



## BLOCK OF THE MONTH

We are kicking off a new year of Block of the Month with a mystery quilt!!! Instructions for creating this quilt will be provided at the monthly guild meetings and in the newsletters from January through May. In June, we will have a special "Show and Share" so everyone can see how these mysterious quilt tops turned out.

There are three ways to participate:

**OPTION #1:** Pick up a fabric kit during the January guild meeting. There is a limited number of kits, so it will be first come first serve.

**OPTION #2:** Pick up a focus fabric during the January guild meeting. If you use fabric provided by the guild, we ask that you return the finished top so it can be quilted and donated to community service.

**OPTION #3:** Use fabric from your stash and keep your mysterious creation. Of course, some of you may choose to make one to keep and one to donate, which would be awesome!

You will find the first two steps of the instructions at the bottom of this newsletter, and for those choosing option #1 or #2, please come to the Block of the Month station to pick up fabric.

Claire Reeves & Julie Cook





## MYSTERY QUILT INSTRUCTIONS:

### Step 1: Fabric Selection

**Fabrics:** You can use a single fabric for each number or use scraps in similar color/values for each selection. Either should yield a great quilt!

**Hints for new mystery quilters:** Choose focus fabric or color first. Or choose a multicolored border material and draw colors from it. Take a piece of paper and tape a snip of each fabric next to the numbers 1 – 5. Also, make sure you use a **consistent** quarter-inch seam allowance.

**Fabric Number 1:** Background 1 1/2 yards

**Fabric Number 2:** Dark Fabric 1/2 yard

**Fabric Number 3:** Focus fabric 3/4 yard

**Fabric Number 4:** Medium-light accent fabric 1/2 yard

**Fabric Number 5:** Medium-dark accent fabric 3/4 yard

#### Example 1:

- 1: Pale green print
- 2: Black stripe
- 3: Large coral print
- 4: Slate blue print
- 5: Reddish orange print

#### Example 2: (1930's style scraps)

1. Various white-on-white prints
2. Lavender prints
3. Green prints
4. Yellow prints
5. Blue prints



## Step 2: Cutting

**(HINT:** Label each stack of fabric with its letter. Store in a flat box)

### **Fabric 1 (background)**

Patch A: 84 squares cut 3 ½" by 3 ½"

Patch B: 21 squares cut 2" by 2"

Patch C: 42 squares cut 4" by 4"

### **Fabric 2: (dark)**

Patch D: 84 rectangles cut 2" by 3 ½"

### **Fabric 3: (focus)**

Patch E: 42 squares 4" by 4"

### **Fabric 4: (medium light accent)**

Patch F: 84 squares cut 2" by 2"

### **Fabric 5: (medium dark accent)**

Patch G: 105 squares cut 2" by 2"

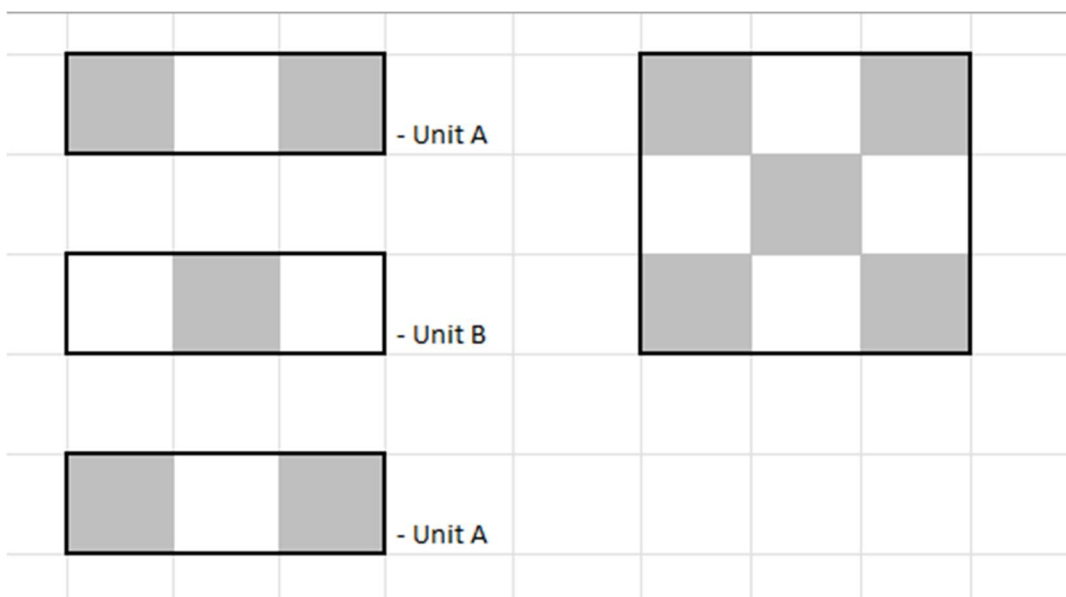


## NINE-PATCH BLOCKS FOR BABY BLANKETS

Along with the mystery quilt, from January to May, we will also have block kits for completing nine patch blocks to be combined with an alternate block and made into baby quilts for RISE. The block kits will include 2.5-inch strips to sew together, crosscut, and then sewn into as many nine-patch blocks as the fabric strips allow. Instructions can be picked up during the guild meetings at the Block of the Month station, and can also be found at the bottom of the newsletter.

### INSTRUCTIONS FOR NINE-PATCH BLOCKS

1. The block kit contains 2.5-inch strips cut from a darker fabric and from a lighter fabric. Sew a dark fabric strip to each side of a lighter fabric strip and then crosscut into 2.5-inch wide units creating "Unit A". Press the  $\frac{1}{4}$ " seams to the darker fabric.
2. Sew a lighter fabric strip to each side of a darker fabric strip and then crosscut into 2.5-inch wide units creating "Unit B". Press the  $\frac{1}{4}$ " seams to the darker fabric.
3. Complete the nine-patch block by sewing a Unit A to the top and bottom of a Unit B.





Name: \_\_\_\_\_ E-Mail: \_\_\_\_\_ Date: \_\_\_\_\_

## IFFI CHALLENGE 2024

Chairperson This Year: Nancy Goettling ([Nancyget.ng@gmail.com](mailto:Nancyget.ng@gmail.com))

Sign ups start in January 2024 with the completed form and your \$10.00 check made out to SCVQG or cash given to Nancy Goettling. (Take a photo of your list to keep track of your projects.) IFFI Rules - List 10 Projects you hope to finish in 2024. All projects must have been started before January 2024. All submitted Projects must be finished including quilting and binding. Bring the completed Project to a Guild meeting for the Show and Share. Check in with me at the meeting to receive your tickets as outlined below: ^

1. One ticket for a small quilt, such as a baby, wall hanging, table topper;
2. Two tickets for a lap, twin size or full-size quilt;
3. Three tickets for a queen or king sized quilt;
4. Two bonus tickets for a special prize drawing if your project has a label.

Your wish list of quilting projects to be completed in 2024 is as follows:

1. \_\_\_\_\_
2. \_\_\_\_\_
3. \_\_\_\_\_
4. \_\_\_\_\_
5. \_\_\_\_\_
6. \_\_\_\_\_
7. \_\_\_\_\_
8. \_\_\_\_\_
9. \_\_\_\_\_
10. \_\_\_\_\_



## SANTA CLARITA VALLEY QUILT GUILD

### MEMBERSHIP FORM – 2024

Mail to: PO Box 802863 Santa Clarita, CA 91380-2863

RENEWAL

NEW MEMBER

ASSOCIATE MEMBER

### **PLEASE PRINT:**

LAST NAME: \_\_\_\_\_ FIRST NAME: \_\_\_\_\_

*I am RENEWING my membership, and my information has NOT CHANGED from last year.*

ADDRESS \_\_\_\_\_

CITY: \_\_\_\_\_ STATE: \_\_\_\_\_ ZIP: \_\_\_\_\_

HOME PHONE with AREA CODE: \_\_\_\_\_ CELL # with AREA CODE: \_\_\_\_\_

EMAIL ADDRESS \_\_\_\_\_

BIRTHDATE: MONTH \_\_\_\_\_ DAY \_\_\_\_\_

EMERGENCY CONTACT NAME: \_\_\_\_\_

EMERGENCY CONTACT PHONE with AREA CODE: \_\_\_\_\_

YES  NO Permission to print and/or post photos of you or your quilts

**\*\*Note:** Monthly Newsletters are sent VIA EMAIL to save postage.

PLEASE MAIL THE NEWSLETTER TO ME (an extra \$16.00 fee must be paid to cover the postage)

I would like a printed copy of the Membership Directory in addition to the emailed one.

### **MEMBERSHIP TYPE - Check One:**

#### *General Membership*

- General \$55
- Seniors \$50 (age 62 and older)

**Dues must be paid by the  
FEBRUARY guild meeting.**

#### *Business Membership*

Includes an ad for 1 year in the newsletter & website.

- Associate Members \$70 (voting rights)
- Business Membership \$50

Dues now include \$20 for our opportunity quilt.  
You may sell your tickets if desired.

You may pay with a check payable to SCVQG. Please mail to the guild's PO box (address at top).

SIGNATURE: \_\_\_\_\_ DATE: \_\_\_\_\_


AMOUNT PAID: \_\_\_\_\_ CASH: \_\_\_\_\_ CHECK #: \_\_\_\_\_



## OUR BUSINESS AFFILIATES

**Quiltn' for You!**  
*Quilting your memories*  
 Fine Custom Longarm Quilting  
 Joyce Wilkinson  
 24450 Cross St 661-753-7865 C  
 Newhall, Ca 91390 quiltnforyou@gmail.com

*Abernethy Creative*  
**Threadworks**  
*Creating Memories One Stitch at a Time*  
 Jim & Brandy Abernethy, Owners  
 661.645.4781 ACThreadworks@gmail.com  
 Custom T-Shirt Quilts • Longarm Quilting Services  
 Custom Embroidery • Custom Quilt Labels

**Candy's Quiltworks**  
  
 Fabric, Books, Kits, Notions, Patterns & Gifts  
 M-F 10 AM- 6 PM  
 Wed. til 7 PM  
 Sat 10 AM- 5 PM  
 Sun. Noon- 4 PM  
 8549 Reseda Blvd., Northridge, CA 91324  
 818-349-SEWS (7397) 818-349-7339 fax  
 candysquiltworks@sbcglobal.net

**Edward Jones**  
 MAKING SENSE OF INVESTING  
 Karen Roberts, AAMS®  
 Financial Advisor  
 23422 1/2 Lyons Avenue  
 (Lyons Station at Apple Street)  
 Santa Clarita, CA 91321  
 Bus. 661-288-2120 TF. 888-288-2221  
 Fax 888-826-3911  
 www.edwardjones.com  
 California Insurance License OC24309

**KEYES** "Serving You For Over 60 Years"  
 818-573-2400  


http://all-things-quilting.square.site Lori Brothers  
 661644-0855  
**All Things QUILTING**  
*Beautiful Things Come Together One Stitch at a Time*  
 Long Arm Services • Classes • Fabric Sales

**Rye Canyon Supply Co.**  
 28150 Avenue Crocker, # 207  
 Valencia, Ca 91355  
 P#: 562-607-5642  
 Email: ryecanyonsupplyco@gmail.com  
  
 rynecanyonsupplyco  
 Fabric • Trims • Leather Hardware • Vintage  
 Buy • Resale salvage garment & accessories supplies

**MILES**  
 CUSTOMER SERVICE  
 Home Products Your Industry Our Services About Us Contact Us Online Services  
 MUNICIPALITIES  


**Sewing Machine Warehouse & kneedle.com**  
 16214 Nordhoff Street, North Hills, California 91343 Call 818-332-7777  
 Los Angeles Times **READERS' CHOICE** WINNER  
 Best of Southern California  
 We did it again  
 DAILY READER'S CHOICE  
 BEST CHOICE  
 2014 - 2016  
 We Love you, too!

Start with Rotary and good things happen.  
  
 Santa Clarita Valley Rotary Club. Service above self in the SCV since 1960



### *Things to Remember:*

- ❖ Wear your name tag
- ❖ Sign-in sheet at the door
- ❖ Reach out to Guests and New Members
- ❖ Members A-F bring Treats

### *This Month's Meeting Calendar:*

- ❖ **General Meeting: Thursday, January 11th**  
Social Hour: 6:30-6:50pm  
Meeting starts at 6:50pm  
at Santa Clarita United Methodist Church  
26440 Bouquet Canyon Rd, Saugus, CA
- ❖ **Business Meeting: Thursday, January 25<sup>th</sup>**  
(Due to Roads to California)  
Meeting starts at 6:30pm  
Marcia Dain's Residence



Santa Clarita Valley Quilt Guild  
P.O. Box 802863  
Santa Clarita, CA 91380-2863

[www.scvquiltguild.org](http://www.scvquiltguild.org)



**FIRST CLASS MAIL**