

The background is a complex, abstract geometric pattern composed of numerous overlapping, semi-transparent polygons in various colors including shades of blue, green, yellow, red, and grey. The shapes are arranged in a way that creates a sense of depth and movement, reminiscent of a quilt's intricate design.

**SANTA CLARITA
VALLEY QUILT GUILD
SHOW AND SHARE**


January 2021

JOAN ANDERSON

This is a quilt that I've made for a veteran. Monday Mavins got me inspired. I've quilted this on my mid arm. I did the whole quilt using rulers. I cut the binding on the bias. It's the first time I've done this. I quilted 8's in the sashing.



JOAN ANDERSON



DORYCE FITZGERALD

Loved this pattern that I bought at Road. Not the easiest to follow, but I like the results. I shared on Facebook, so sorry if you've all ready seen it.



DONNA CHIPPERFIELD

Here is what I am working on right now. I have been fitting it in between the quilting and trying to organize into half the space we had before. Things are coming along pretty good.



CAROL CARTER

**Small Christmas
table topper I
made for my
daughter. This is
a free pattern
from Jordan
Fabrics.**



CAROL CARTER

**Christmas Tree
Quilt made by our
guild member
Kathy Foster and I
did the quilting for
her**



CAROL CARTER

**Cute Gnome
made from one
of the UTube
channels**




CAROL CARTER

T Shirt Quilt I
made for a
friend, I
assembled the
top and quilted it.



VICKIE RETI

Paper pieced
Violet Craft
Abstract
Giraffe



MELISSA NILSEN

**Star Crossed
Christmas - last month,
when the Guild asked
for Christmas Quilts to
share at our meeting, I
decided it was long
past time for me to
make one. I was in
progress on this when
the meeting occurred,
but finished it a few
days after, so I was
able to use it
throughout the
Christmas season**



MELISSA NILSEN

From the Heart - this is a Missouri Star Quilt Co pattern. I made one for my sister in law a couple months ago, and liked it so much, I decided to make one for me. I had purchased a Woolies Flannel fat quarter bundle from a vendor at our 2019 holiday party, so decided to use that for the top. It has Minky on the back.



MELISSA NILSEN

Wonky Stars - In November, the Monday Mavens started making star blocks for Cal Vet quilts. I decided to make Wonky Stars because they come together very quickly. I finished my stars in early January and turned them into a twin sized bed quilt.






KATHY FOSTER

Here's my most recent project. "Covid Christmas Tree" pieced by me & machine quilted by Carol Carter.



KATHY FOSTER

January BOM
Block



GENEVA AXLINE

My T Shirt Quilt

Made with lots of
helpful friends



GENEVA AXLINE

Here's the back!



Connie Sitar



I purchased this kit at one of our quilt guild meetings. I used the snowmen from the kit and then added paper pieced snowflakes for this table runner. It was lots of fun to make and a great bargain!



DOLORES ROUX JONES

Wall hangings BOM was to be a quilt but I wanted each month as a wall hanging. It was fun to put together, but I have not quilted them yet.



Thank you for your contributions!

**Remember to send pictures and info to
Patti Voyles or Marcia Dains one week
before the next meeting!**

End of Show