



SANTA CLARITA VALLEY QUILT GUILD

Our mission is to stimulate an interest in quilts, to promote and advance the art of quilt making, to conduct educational programs and services in the design techniques and preservation of quilts and quilt making; and to promote quilting in philanthropic endeavors.

PRESIDENT'S MESSAGE

Hello again, my sisters in stitches!

I have had a heck of a month of May personally, but through it, one thing remained a calming influence – the hours I spent at my sewing machine creating quilt blocks – or napkins and place mats for the booth at LVAG. Because quilting is my Zen place, I keep looking for different techniques and styles to spark my creativity. One of the modern techniques I keep returning to is that employed by the Gee's Bend Quilters of Boykin, Alabama – check them



out on the Internet! It amazes me that such a humble location could be inspiring quilters world-wide, inching them toward more modern designs! They tend to use a theme fabric complemented by solids – still challenging for me to do, although working on the 2023 Opportunity Quilt is pushing me that way – to create the most interesting patterns. For them, the pattern is a result of the fabric choices and placement, not the pieces of the block. I have included a picture drawn from one of their retreats to show you what I mean...there are three different block styles in this one quilt top. Yet, the colors are repeated in such a way that they tie the whole quilt together. And, how easy would this be to piece? If it doesn't fit, just cut it down to make it fit – no loss

of points or distortion of the block. Too cool! Give it a try – pull out some solids or low contrast prints and just slap them together to see what you get!

We have a couple opportunities for members to help. Our Ways and Means chairs both need to move on after a couple years of dedicated work, so we need your help to take over that role. In addition, our Boutiques chair needs to vacate that position due to work demands, so there is an opportunity there, as well. Please let me know if you are interested in either position.

Happy Quilting, my friends!

Sue Bennorth

PROGRAMS

June's program is our annual Block Auction. Barbara Montejo has been collecting a treasure trove of items all year. Be sure to bring your wallets to bid on the Silent Auction, Live Auction and other donated items. This fund raiser helps us to raise money for our guild activities and speakers. We always have a great time, so don't miss out. And, bring friends and family too! Guests are very welcome at this event!

Kris Dolan

HOME AND GARDENS SHOW

Sending a HUGE shout out to fellow guild members!

Joyce and I would like to THANK all of you that took time out of your busy schedules to make this a successful event. It took many hands to create Boutique items to sell, price those items, and transport them to the venue. Much appreciation to all who came out to sell Boutique items as well as Opportunity tickets. Thankful for the set up and tear down team and hospitality, cold water was much appreciated. Thanks to those that processed sales via square and verified cash we appreciate your efforts!

Per Penny, here are the results of our efforts: We had a very successful weekend at the Home and Garden Show. The guild sold \$318.00 in Opportunity tickets and \$1107.00 in Boutique items. The sales tax on the boutique items was \$105.17, Square fee was \$25.43, and the admission cost was \$100.00. The profit for this weekend was \$1194.40.

Thank you again,

Dana Montague, Chair for Home and Gardens Show

Joyce Wilkinson, Co-Chair for Home and Gardens Show

SHOW AND SHARE – SEND PHOTOS

Please send your show and share items to me on email by June 6th (the Monday before the meeting). Looking forward to helping share your work with the rest of the guild. Be sure your name is on the email or text. A brief write-up about the project can contain information about the pattern, the idea you had, the fabric used, who it is for.

Patti Voyles

SEW POWERFUL PURSES

In July, I will be giving a talk and class about the “Sew Powerful Purse” project in Africa. Last year, we made 126 purses so that girls in Africa could stay in school. We will have kits available with all the necessary materials. These kits and the class are free. We are asking for a purely voluntary donation of \$5 to help cover the cost of filling the purses with underwear, soap, and reusable pads. The class will be on Saturday, July 23. Hope you can help us beat last year’s numbers. You can find more information on this project at sewpowerful.org

Doryce Fitzgerald

COMMUNITY SERVICE

Thank you fellow guild members for your participation in crafting take home snuggle quilts for The Painted Turtle Camp. The camp is transitioning to “no-sew fleece throws” for the campers. They will continue to distribute the quilts they have on hand. The camp is gearing up for the summer season. The camp can use bed sized quilts 60 X 80, turtles and aprons.

Thank you again,

Dana Montague

COMMUNITY SERVICE – SENIOR CENTER

Thank you to the members who have continued to make placemats and complete the binding. I want to give a shot out to Jean Carter who completed a lap quilt and shawl for the Senior Center.

Thank you again,

Carol Carter

BLOCK OF THE MONTH

June and July’s block is called “Scrappy Susannah”. The key with a scrappy quilt is to not over-think the placement of the main fabrics. In this case, you do NOT want to create a perfect pattern of the blue fabrics. Think random!

Please let us know if you need a kit. They will be available at the Guild meeting and usually at the Quilters in the Park. We will no longer be using Carol’s porch. Please don’t hesitate to reach out to either of us if you need other accommodations. Please return them promptly.

Joan Anderson & Darlene Stump

MEMBERSHIP

We have a total of 72 members to date. If you haven't renewed your membership, please do. You will be missing a lot of fun things coming this year.

Welcome to our new member: Vanessa Forman who joined us in May. Please welcome her into the family.

Happy June birthdays to:

June 5 – Vickie Reti

June 10 – Rea Fetter

June 16 – Joyce Wilkinson

June 30 – Sara Nelson



I would like to thank everyone for working with me as I learn the ropes of this job. Also to Tina Sammartano who is helping me as Co-Chair.

Happy Quilting!!

Sara Anne Nelson

IFFI

The IFFI group members are finishing those projects and are feeling great, because their unfinished stack is getting smaller. Keep sending me the pictures of your great work.

Thanks!

Joyce Wilkinson

TREASURER'S REPORT

Here is the Treasurer's Report for April 2022:

	Bank of America Checking		
	Beginning Balance as of 4-01-22		\$ 24,046.43
	Deposits and Other Credits		
15-Apr	Membership, OppTickets & Donation	\$ 205.00	
15-Apr	Opportunity Tickets	\$ 20.00	
15-Apr	Boutique	\$ 277.00	
15-Apr	Ways & Means	\$ 143.00	
	Total Deposits		\$ 645.00
	Withdrawals & Other Debits		
13-Apr	Doryce Fitzgerald	\$ 39.56	
24-Apr	LVAG-Consignment Rent	\$ 60.00	
25-Apr	Carol Carter	\$ 143.88	
28-Apr	Penny Lawrence-Petty Cash	\$ 300.00	
	Total Withdrawals		\$ 543.44
	Ending Balance as of April 30, 2022		\$ 24,147.99

Penny Lawrence

HOSPITALITY

People with last name letters G-Q, please bring snacks for the June general meeting.

Dolores, Kendra, and Julie

WAYS AND MEANS

The winners for the May opportunity gift baskets are:

- #1- Gift Card Bonanza-- Linda Kussoy
- #2- Rise N Shine-- Sara-Anne Nelson
- #3- Cherry Blossoms-- Dolores Roux-jones
- #4- Shining Bright-- Judy Woodings
- #5- Wild & Free-- Sherryl Zurek

Once again, we thank you all for supporting the Ways And Means!

Rita, Linda, and Millie

WEBSITE

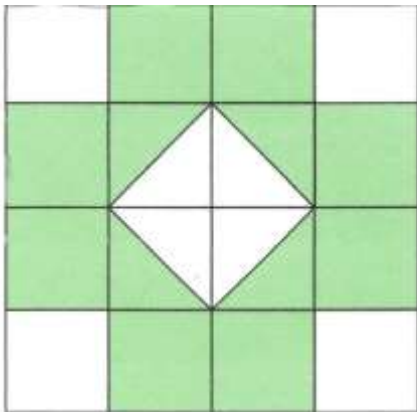
Please look under the photo dropdown page. Go to photos page 1 and view the Show and Share photos. Included under Show and Share is Patti Voyles' wonderful presentation "Strip Piecing" from the May meeting.

Carol Carter

2022 PROGRAMS AND WORKSHOPS

Jan 13	Kathleen Dolan & Melissa Lee: Guild Orientation, Ergonomics & Stretching
Feb 10	Marcia Dains: English Paper Piecing
March 10	Joyce Wilkinson: How to Prepare a Quilt for a Longarm Quilter
March 12	Dolores Roux-Jones: Make a Bag from English Paper Piecing
April 14	Community Service
May 12	Patti Voyles: Strip Piecing
June 9	Block Auction
July 14	Doryce Fitzgerald: Sew Powerful Purses
July 23	Doryce Fitzgerald Workshop: Make a Sew Powerful Purse
Aug 11	Game Night
Sept 8	Roberta Nicholson: Trunk Show
Oct 13	LuJean Seagul: Borders
Oct 15	LuJean Seagul Workshop: Beyond the Borders
Nov 10	Connie Sitar: Art Quilts
Nov 12	Workshop: Arts Quilts with Connie Sitar
Dec 8	Holiday Party with Quilty Pleasures vendor

JUNE & JULY BLOCK OF THE MONTH – SCRAPPY SUSANNAH BLOCK ASSEMBLY



Altered from www.abrightcorner.com

Your block should be 12 1/2" square UNFINISHED. Finished Size (once sewn into the quilt) is 12".

For each block, you will need:

Fabric/Color	Cut Size	Quantity
White fabric (solid or small print)		
- Square Corners	3 1/2" square	4
Mixture of Blues for Scrappy Look		
- Square	3 1/2" square	8
- Squares used for HSTs	4 1/4" square	2
Yellow		
- Squares used for HSTs	4 1/4" square	2

Fig. 1




Fig. 2

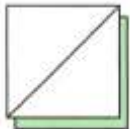
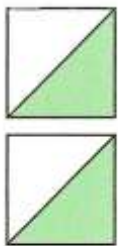


Fig. 3



Fig. 4

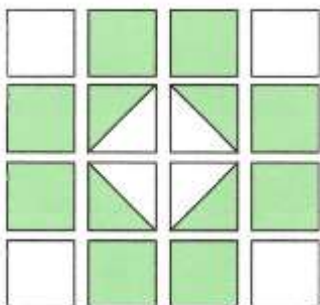


Create Half Square Triangles (HST) for Center

1. On the two (4 1/4") yellow squares, draw a diagonal line on wrong side of fabric.
2. Place each yellow square right side together with a 4 1/4" blue square. Sew 1/4" away from both sides of the drawn line.
3. Cut along the drawn line to make two half square triangles (HST).
4. Open HSTs, press seam allowance toward the blue. Trim each HST to be a 3 1/2" square.
5. Layout squares as shown. Note – this is a "scrappy" quilt. Only the color location matters. There is no set location for the different blues.
6. Using a scant 1/4" seam, sew squares into rows.
7. Press each row. (Pressing seams open is recommended by some. Others prefer to press to one side. Your choice.)

Sew rows together, matching seams, and press block. Block should measure 12 1/2" square.

Fig. 5



Finished Block



2022 OPPORTUNITY QUILT: "WINDMILL FANCY" - 92" X 104"



MINI-GROUPS

Name	Contact	Meeting Information
Cut-Up Mini Group (full for now)	Joyce Wilkinson	Meets the fourth Tuesday of each month
Monday Mavens ***	Kris Dolan	Meets 1 st and 3 rd Mondays at Kris' house and 2 nd and 4 th Mondays on Zoom – everyone welcome to the Zoom sessions, contact Kris for the Zoom link. Space limited for the in-person sessions, must RSVP to Kris.
Stitch n Chat ***	Carol Carter	Meets third Thursday of each month at Darlene's house. Space limited, must RSVP to Carol.
Quilters in the Park ***	Kendra Geiger	Meets every other Friday, 11:15am – 1pm, at Central Park near the restrooms closest to the dog park. All are welcome.

*** indicates membership is open. If you want to attend a meeting, we recommend calling to be sure that nothing has changed since this listing.

STITCH N CHAT MINI GROUP

This mini-group meets on the 3rd Thursday of each month from 9am-12pm and is open to everyone. We try to showcase a different quilting technique at each meeting and then put those techniques to use in creating items for the guild's community service projects. It's perfect both for those members who want to improve their quilting skills and experienced quilters with tips to share. Fabric is supplied, just bring your sewing machine, neutral thread, and scissors/snips.

At the June 16th meeting, we'll be learning curved piecing and plan to make a lap quilt for one of our upcoming boutiques. If you'd like to join us, please RSVP to Carol as space is limited.

Carol, Jean, & Melissa

SPONSORS AND ASSOCIATES

Quiltn' for You!
 Quilting your memories
 Fine Custom Longarm Quilting
 Joyce Wilkinson
 24450 Cross St 661-753-7865 C
 Newhall, Ca 91390 quiltnforyou@gmail.com

Candy's Quiltworks
 Fabric, Books, Kits, Notions, Patterns & Gifts
 M-F 10 AM-6 PM
 Wed. 11 7 PM
 Sat 10 AM-5 PM
 Sun. Noon-4 PM
 8549 Reseda Blvd., Northridge, CA 91324
 818-349-5EWS (7397) 818-349-7339 fax
 candysquiltworks@sbcglobal.net

Donna Chipperfield
 Longarm Quilter
 6888 E Olive Ave
 Fresno, CA 93727
 donnachipperfield@gmail.com
 805.338.6236

Sewing Machine Warehouse & Ineedit.com
 16214 Marshall Street, North Hills, California 91343 Call 818-332-7777
 Los Angeles Times **READERS CHOICE WINNER**
 We did it again **BEST CHOICE**
 We Love you, too!

RYE CANYON Supply Co.
 28150 Avenue Crocker, # 207
 Valencia, Ca 91355
 Ph: 562-607-5642
 Email: rynecanyonsupplyco@gmail.com
 rynecanyonsupplyco
 Fabric • Trims • Leather Hardware • Vintage
 Buy • Resale salvage garment & accessories supplies

KEYES "Serving You For Over 60 Years"
 818-573-2400
 CREDIT FINANCING
 CHEVROLET BUICK
 GMC
 HONDA
 KIA
 MAZDA
 NISSAN
 TOYOTA

MILES
 MUNICIPALITIES

Karen Roberts, AAMS®
 Financial Advisor
Edward Jones
 WEALTH GROUP OF INVESTING
 23422 1/2 Lyons Avenue
 Lyons Station at Apple Street
 Santa Clarita, CA 91321
 Bus. 801-299-2120 TX. 800-266-2321
 Fax 800-636-3911
 www.edwardjones.com
 California Insurance License 0C24308

Start with Rotary and good things happen.

http://all-things-quilting.square.site Lori Brothers 661-644-0855
All Things QUILTING
 Sewed, Dipped, and Together the BEST of a Sew
 Long Arm Services • Classes • Fabric Sales

Things to Remember:

- ❖ *Next meeting: June 9, 2022, 6:30 PM*
- ❖ *Wear your name tag*
- ❖ *Sign-in sheet at the door*
- ❖ *Bring your Show and Share quilts*

This Month's Calendar:

- ❖ **General Meeting:** *Thurs, June 9, 2022*
Social Hour: 6:30-7:00pm
Meeting starts at 7:00pm
at Santa Clarita United Methodist Church
26440 Bouquet Canyon Rd Saugus, CA
- ❖ **Business Meeting:** *Thurs, June 16, 2022*
6:30-8:30pm on Zoom



Check out our website:

www.scvquiltguild.org

WOW! See the newsletter online!

Santa Clarita Valley Quilt Guild

P.O. Box 802863

Santa Clarita, CA 91380-2863

FIRST CLASS MAIL