



SANTA CLARITA VALLEY QUILT GUILD

Our mission is to stimulate an interest in quilts, to promote and advance the art of quilt making, to conduct educational programs and services in the design techniques and preservation of quilts and quilt making; and to promote quilting in philanthropic endeavors.

PRESIDENT'S MESSAGE

Happy May to all my quilting friends! We are getting close to the present in our walk through quilting history. This month, I want to share early 20th century quilting.

By the early 1900s, quilting was transforming from a necessary art into a creative one. Then came The Great War.

When the United States entered World War 1 in 1917, quiltmaking became more important than ever. The U.S. government urged citizens to "Make Quilts – Save the Blankets for our Boys over There." Quilts were made for fundraising and awareness building. The government took all the wool produced for commercial use in 1918 and instituted "heatless Mondays." Following the war, interest in quilting as an art was renewed.

During the Great Depression, people simply did not have the money to buy blankets, so once again women relied on their own skills and resources to keep their families warm. Saving bits and pieces of material from clothing and other blankets, using material from feedsacks, and "making do" were common practices for frugal quilters during those difficult years.

The following is from a 1995 Los Angeles Times article by Patricia Ward Biederman, when the subject quilts were on display at the Autry Museum (I saw this display at the time).

January, 1933, was the Depression at its bleakest. Every weekday brought the failure of another bank, and the president who would set the nation on the long, hard road to recovery had been elected, but wouldn't be inaugurated until March.

Then, for thousands of women, hope arrived in the mail. Sears, Roebuck and Co. announced a contest in its January sales catalogue--a grand prize of \$1,000 to go to the country's "Best Quiltmaker." Entrants had until May 15 to complete a bed-sized quilt, made with or without the fabric, batting, patterns and other quilt-making supplies readily available from Sears.


Imagine how seductive the prize must have been in a country with too few jobs. In 1933, a new Ford cost less than \$500, a three-bedroom house just \$3,000. Nobody knows just how many women--or men, for that matter--began sketching ideas, sorting through their fabric scraps and stitching like mad. With only four months until the deadline, the sewing took on the frenzied pace

of a marathon, an ordeal by needlework that must have sometimes seemed like "They Shoot Quilters, Don't They?"

Ultimately, 27,000 quilts were entered--one for every 2,000 women in the United States.

The contest was conceived as part of the 1933 Chicago World's Fair, which celebrated "A Century of Progress" in the 100-year-old city where Sears has its headquarters.

Read the whole article – including about the first prize winner's deception – at this link: <https://www.latimes.com/archives/la-xpm-1995-07-28-va-28733-story.html>. If you want to see the quilts, I suggest obtaining a copy of this book (available on Amazon in paperback). Amazing work for the period!



Keep Quilting!

Sue Bennorth

PROGRAMS

Things are changing very quickly in our new world, so please be patient. Our May meeting will be a drive through meeting at our regular church: Santa Clarita United Methodist Church. Please be aware that we will NOT have access to the bathrooms. Set up is at 6pm, drive through from 6:30 – 8pm.

Doryce will host a FREE Sew Powerful virtual retreat will on May 15th. This is open to everyone, but please RSVP to Kris Dolan. Kits & instructions will be available for pickup from Kris Dolan's house May 3 through May 7.

The June program is currently planned on Zoom but that might change if restrictions are lifted at the church, but more information on that will be distributed before the June meeting. At our June meeting, Sue Bennorth will give an introduction to Stack n Whack quilts and provide advice on how to choose fabric. Sue will be leading a Stack n Whack workshop on Zoom June 19th, again details will be provided before the event.

Please mark your calendars for our fabric sale at Joyce Wilkson's house on Saturday, June 12th, 10 AM to 3 PM. Remember all proceeds go back to our Guild.

Linda Townsley

FLYING GEESE CHALLENGE

Quilters: start your engines for the flying geese challenge! Bring your wall hanging, table topper, placemat, or shawl to the May drive-through meeting at the church. See the Guild website Home Page for complete information.

Gabrielle Leko

SEW POWERFUL PURSE PROJECT

Last year, we had excellent guild support for making masks for the Navajo Nation. This year, we would like our guild to participate in the Sew Powerful Purse Project.

Sew Powerful's mission is to combat extreme poverty in the Ngombe Compound in Lusaka, Zambia by providing re-usable feminine hygiene supplies for the girls to be able to attend school all month.

We will be making colorful purses to hold their supplies. We will have a FREE zoom workshop/retreat on May 15th, so mark your calendars. (This will be from 9am to 2pm with snacks and prizes. Doryce Fitzgerald will be our teacher.) IF YOU DO NOT zoom, you can still participate because all the "how to" information and pattern is available on the Sew Powerful website <https://sewpowerful.org>. Everything necessary to make the purse will be included for

participants. Kits will be available at Kris Dolan's house May 3 - May 7. Please RSVP to Kris so we know who to send the Zoom link to – her info is in the Membership Directory.

If you choose to use your own materials, please note that the yardage in the pattern is excessive because they suggest making straps from the cotton fabric. We plan to use webbing for the straps instead. All you need for the purse is 1/2 yard for the outer and 1/3 yard for the lining, plus 1/2 yard of medium weight woven interfacing (recommended Pellon 101 or comparable woven interfacing).

More information will be sent to all participants. Feel free to contact Doryce if you have any questions.

Doryce Fitzgerald, Kris Dolan, Penny Lawrence

FABRIC AND NOTIONS BLOWOUT SALE – JANUARY 16TH

We will be holding our fabric and notions sale on **Saturday, June 12th, from 10am - 3pm**

It will be held outdoors, in Joyce Wilkinson's driveway in Newhall.

Wear your mask and bring cash or credit cards (checks accepted from guild members only). Fabric will be priced at \$3 per yard or less! Tell your friends!

We will still hold the event even if it rains. If you can loan an EZ-UP for the event or would like to help out during the event, please contact Melissa Nilsen.

See you there!

Melissa Nilsen & Dana Montague

IFFI CHALLENGE

We have 13 IFFI quilters. Do not forget to send me your finished project pictures...text or email. I will then put your name in the pot for our December meeting drawing.

Happy Quilting!

Joyce Wilkinson

COMMUNITY SERVICE

I am enjoying seeing the cheerful quilt tops made up from the block of the month contributions.

I have matched backs, spray basted several of them, now they are ready for quilting. We also have a couple of quilts ready for a mid to longarm quilter. I have a couple of Turtle Camp quilts that need to be bound. There are pillowcases ready to sew up for the camp as well. Directions for sewing these can be found on the "All People Quilt" website.

These items can be picked up at our Quilter's in the Park meetings April 30th, May 14th, and May 28st, 11:15-1:30 ish. Park meetings take place in Central Park every other Friday. South end of the park, near restroom and dog park.

They will also be available on Carol Carter's front porch. I am happy to meet you to drop off or pick up.

Thank you in advance,

Dana Montague

COMMUNITY SERVICE – PREGNANCY CENTER

A big Thank You to everyone who has been working so hard on items for the Pregnancy Center. And a special thank you to Monday Mavens. I will be able to take another group of bundles to the center by the end of the month. The center greatly appreciates all the items we've been taking to them. If you need something to work on, let me know and I can get a kit to you.

Thanks!

Debbie Ackerman

COMMUNITY SERVICE – SENIOR CENTER

If you want any kits to make place mats or to do binding on place mats please call me. Or... turn those orphan blocks from your own projects into a placemat! Placemat measurements are 13" X 18" (close counts – there are no placemat police).

If you don't want to bind it, I have members who like to bind.

Thank you,

Carol Carter

COMMUNITY SERVICE – VETERAN'S PROJECTS

They had a switch in responsibility at the Cal Vet facility so I will not get the quilts there until next week. However, I am taking a few more so it is a good thing. I will have kits and small and large quilts to be quilted at the drive through meeting at the church in May. The smaller quilts are spray basted.

Patti Voyles

COMMUNITY SERVICE – GUIDE DOGS OF AMERICA

Our quilt is hanging in the lobby of their building and is already selling tickets. We will try to have some for the drive through meeting at the church in May if you would like to purchase them.

Here is a link to the GDA website where it is displayed:

<https://www.guidedogsofamerica.org/doggie-in-the-window-quilt-2/>.

Patti Voyles

BLOCK OF THE MONTH

For May, please continue making those “Bordered Monkey Wrench” and “Four-Patch Diamond” blocks. You can pick up a kit from Carol Carter’s front porch, at Quilters in the Park, or at our May meeting, or you can use your own fabrics. The patterns & cutting instructions can be found on our website at: <https://scvquiltguild.org/block-of-the-month>. AND... NOW WE HAVE TUTORIAL VIDEOS for both of these patterns posted on our website. Click on the “Videos” link in the menu bar of our website, or click this link: <https://scvquiltguild.org/educational-videos>.

We hope you will help us to sew together these blocks so we can make more quilts for the veterans.

Additionally, I have put together several quilt top kits that need to be sewn together into quilts. If you are able to help sew one, we would be happy to bring it to you if you would just call or text, or pick one up at Carol’s.

We need a new BOTM committee chairperson for next year. If you're interested in this job, please contact Linda von Mohr for more information.

Call if you have any questions. Our phone numbers are in the directory. THANKS so much for your sewing support! 😊

Linda von Mohr & Melissa Nilsen

SCVQG 30TH ANNIVERSARY PINS

For purchase of Guild anniversary pins (\$6) or souvenir show buttons (\$3), please contact Gabrielle (see directory).



Gabrielle Leko

MEMBERSHIP

If you haven't received your 2021 Membership Directory, please contact Melissa Nilsen. And, be sure to return your opportunity quilt ticket stubs to Doryce Fitzgerald, or also to Carol Carter's porch.

We had 2 quilters renew during the month of April, bringing our current 2021 membership to 73.

Happy May birthdays to:

- 5 - Connie Sitar
- 20 - Lynn Schwagle
- 21 - Debbie Ackerman
- 21 - Denise Rifilato
- 23 - Sheila Dutka
- 31 - Yvonne Angel



We hope you're all staying healthy and quilting often!

Leslie Wright & Kris Dolan

TREASURER'S REPORT

Here is the Treasurer's Report for April 2020:

Treasury Report

April 15, 2020

Bank of America Checking

Beginning Balance as 3-17-20 \$ 22,961.80

Deposit and Other Credits

24-Mar Workshops	\$	240.00
25-Mar Membership	\$	340.00
8-Apr Masks	\$	383.25
8-Apr Masks	\$	383.25
10-Apr Membership	\$	50.00
10-Apr Membership	\$	50.00
10-Apr Masks	\$	398.58
10-Apr Donation-Anthem	\$	485.50
	\$	2,330.58

Total Deposits \$ 2,330.58

Withdrawals and Other Debits

20-Mar Jean Carter	\$	119.58
23-Mar Kris Dolan		202.18
23-Mar Marcia Dains		47.14
23-Mar Sue Bennorth	\$	18.00
23-Mar Sue Bennorth	\$	31.95
23-Mar Carol Carter	\$	26.28
6-Apr Joyce Wilkinson	\$	320.00

Total Withdrawals \$ 840.13

Ending Balance 4-15-2020 \$ 24,452.25

Penny Lawrence

HOSPITALITY

Will be back as soon as we are allowed!

Dolores, Kendra, and Julie

VINTAGE SEWING MACHINES

Looking for other Guild members who are interested in vintage sewing machines. Please contact me! My contact info is in the directory.

Linda Townsley

WAYS AND MEANS

Ways & Means Committee is ready to get back to work!

We are hopeful that we may return to our regular business and social meetings in June.

We have wonderful and exciting baskets for you to choose . Continue to read your newsletter for times and dates. We wish you good health and wellness.

Ways & Means Committee,
Linda, Rita, and Millie

WEBSITE

I have added an additional section on our website for Videos, <https://scvquiltguild.org/educational-videos>. We have our own member, Melissa Nilsen, educating us. She has made YouTube videos on how to make the 4-at-a-time Flying Geese (what she taught at our March meeting), constructing our March & April BOTM, and how to square up a quilt, I've also made a video on adding a binding using the "magic" method. We will be adding additional videos in the future: making pillowcases for Turtle Camp, etc. If anyone has a request for other topics we can cover in a video, please let me know.

The quilt challenge for May is on the home page of our website. Please join: it should be fun! If you missed any of our Show and Share presentations from our guild meetings, look under Photos Page 1 to view these.

Carol Carter

2021 PROGRAMS AND WORKSHOPS

Jan 14	Zoom Meeting with Show N Share!
Feb 11	Speaker: Tina Curran - "My Virtual Trunk Show" via Zoom
Feb 13	Workshop via Zoom: "At the Beach" with Tina Curran
March 11	Zoom Meeting with Sew-along & Block of the Month tutorial
April 8	Zoom Meeting with Sew-along & Block of the Month tutorial Introduce Flying Geese challenge
May 13	Drive Through meeting at Santa Clarita United Methodist Church
May 15	Free Workshop: Sew Powerful purses, led by Doryce Fitzgerald
June 10	Speaker: Sue Bennorth – "Stack n Whack fabric selection"
June 12	Fabric Sale at Joyce Wilkinson's
June 19	Workshop: "Stack n Whack" with Sue Bennorth
July 8	TBD
Aug 12	TBD
Sept 9	Speaker: Elizabeth Eastmond
Sept 11	Workshop: TBD with Elizabeth Eastmond
Oct 14	TBD
Nov 11	Speaker: Mel Beach - "Challenge Yourself"
Nov 13	Workshop: "Free Styling-Spiraling" with Mel Beach
Dec 9	TBD

APRIL & MAY BLOCK OF THE MONTH – BORDERED MONKEY WRENCH

Make 2 blocks: the Bordered Monkey Wrench and a Sawtooth Star (refer to the March BOTM for instructions on making the flying geese for the star block)



Bordered Monkey Wrench - April 2021 Block of the Month

Block size – 12" finished. Your block should be 12.5" unfinished.
 Blocks will be used to make quilts for our veterans!

For each block you will need:

Fabric/Color	Cut Size	Quantity
Blue or Red (corner squares)	3.5" x 3.5"	4
Blue or Red (center square)	2.5" x 2.5"	1
Blue or Red (for HSTs)	3" x 3"	2
Background: cream or white (rectangles)	3.5" x 6.5"	4
" (squares)	2.5" x 2.5"	4
" (for HSTs)	3" x 3"	2

Create the Monkey Wrench center block:

Step 1: Draw a line from corner to corner on the backs of the background 3"x3" squares.



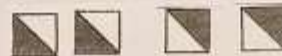
STEP 2: With right sides together, layer these squares onto the 3" colored squares and sew a 1/4" seam on both sides of the drawn line. You are making Half Square Triangles (HSTs).



STEP 3: Cut on the drawn line and press each HST to the dark side.



TRIM squares to measure 2.5"x 2.5". Make 4.



STEP 4: Referring to the diagram, layout and stitch 3 rows using the 4 background 2.5" squares, the 4 HSTs you just made, and the colored center 2.5" square. Press seams to the dark fabrics.

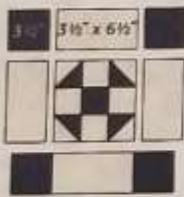


STEP 5: Now stitch the 3 rows together to complete the Monkey Wrench block.




To complete the "border" for the final block:

STEP 6: Follow the next diagram to sew the top, middle and bottom rows using the 3.5" x 6.5" rectangles and the 3.5" colored corner squares. Press to the dark fabrics so that the 3 rows will nest together, then stitch the 3 rows together. Measure the block to 12.5" x 12.5" as the unfinished size.



This block will make a great quilt if we revise the March Four Patch Diamond into a Star block and alternate it with this Bordered Monkey Wrench!


To make the Star, use cream or white background fabric for 4 – 3.5"x3.5" corners and 1 – 7.75"x7.75" piece and cut the colored star fabric into 1 – 6.5"x6.5" center and 4 -4.25"x4.25" squares as star points. Make the "4-at-a-time Flying Geese" as before but place turn the points out to make the star when sewing together!



Bordered Monkey Wrench



Sawtooth Star



Thank you for helping! These blocks will be used to make bed (60" x 80") or lap (40" x 48") quilts for CAL Vets.

2021 OPPORTUNITY QUILT: "STARRY SEAS" - 88" X 88"



Do you know someone who would like to win this quilt? We now have opportunity quilt postcards you can mail to friends or family inviting them to purchase tickets. Contact Doryce Fitzgerald to arrange drop-off or pick-up of postcards.

MINI-GROUPS

Name	Contact	Meeting Information
Super Star Quilters ***	Patti Voyles	Meets first and third Tuesday 7 p.m. - rotating member's home
Cut-Up Mini Group (full for now)	Joyce Wilkinson	Meets the fourth Tuesday of each month (currently not meeting)
Monday Mavens ***	Kris Dolan	Meets first and third Mondays (meeting via Zoom)
Quilters in the Park ***	Kendra Geiger	Meets every other Friday, 11:15am – 1pm, at Central Park near the restrooms closest to the dog park. Are all welcome.

*** indicates membership is open. If you want to attend a meeting, we recommend calling to be sure that nothing has changed since this listing

SPONSORS AND ASSOCIATES

Quiltn' for You!
Quilting your memories
 Fine Custom Longarm Quilting
 Joyce Wilkinson
 24450 Cross St 661-753-7865 C
 Newhall, Ca 91390 quiltnforyou@gmail.com

Candy's Quiltworks
 Fabric, Books, Kits, Notions, Patterns & Gifts
 M-F 10 AM-6 PM
 Wed. 11 7 PM
 Sat 10 AM-5 PM
 Sun. Noon-4 PM
 8549 Reseda Blvd., Northridge, CA 91324
 818-349-5EWS (7397) 818-349-7339 fax
 candysquiltworks@sbcglobal.net

Donna Chipperfield
 Longarm Quilter
 8888 E Olive Ave
 Fresno, CA 93727
 donnachipperfield@gmail.com
 805.338.6236


Sewing Machine Warehouse & Inneedie.com
 98214 Nordhoff Street, North Hills, California 91343 Call 818-332-7777
 We did it again
 We Love you, too!

Rye Canyon Supply Co.
 28156 Avenue Crocker, # 207
 Valencia, Ca 91355
 Ph: 562-807-5642
 Email: rynecanyonsupplyco@gmail.com
 rynecanyonsupplyco
 Fabric • Trims • Leather
 Hardware • Vintage
 Buy • Resale salvage garment
 & accessories supplies

KEYES "Serving You For Over 60 Years"
 818-573-2400
 KIA, HYUNDAI, CHEVROLET, BUICK, GMC, CADILLAC, LINCOLN, CHRYSLER, RAM, JEEP, DODGE, FORD, TOYOTA

M.H.E.S.
 MUNICIPALITIES

Karen Roberts, AAMS®
 Financial Advisor
Edward Jones
 WEALTH LEGACY OF INVESTING
 23422 1/2 Lyons Avenue
 Lyons Station at Apple Street
 Santa Clarita, CA 91321
 Bus: 801-259-2120 TX: 800-266-2221
 Fax: 800-636-8911
 www.edwardjones.com
 California Insurance License OC24300

Start with Rotary and good things happen.


Things to Remember:

- ❖ *Next meeting: May 13, 2021, 6:30 PM*
- ❖ *At the church - NO BATHROOMS!*

This Month's Calendar:

- ❖ **Drive Through General Meeting at the church**
Thurs, May 13, 2021, 6:30 PM to 8:00 PM
Set up at 6pm
Santa Clarita United Methodist Church
26640 Bouquet Canyon Road
Saugus, CA.
- ❖ **Free Zoom Workshop: Sew Powerful Purses**
Sat, May 15, 2021, 9:00 AM to 2:00 PM
- ❖ **Zoom Business Meeting**
Thurs, May 20, 2021, 6:30 PM to 8:00 PM



Check out our website:

www.scvquiltguild.org

WOW! See the newsletter online!

Santa Clarita Valley Quilt Guild

P.O. Box 802863

Santa Clarita, CA 91380-2863

FIRST CLASS MAIL