



# SANTA CLARITA VALLEY QUILT GUILD

*Our mission is to stimulate an interest in quilts, to promote and advance the art of quilt making, to conduct educational programs and services in the design techniques and preservation of quilts and quilt making; and to promote quilting in philanthropic endeavors.*

## PRESIDENT'S MESSAGE

Happy January, My Quilty Friends!

Well, we can kiss another full year of COVID silliness goodbye – and hope that sometime this year, we can actually see each other speak again! I was wondering what I could share with you and came up with a couple of things...

Thing One: Did you know your sewing machine will make clothes for family members if you ask it to? I haven't made adult clothing for decades – I forgot how huge a 5/8" seam is – but I made little spring jackets for my daughter-in-law and her mom for Christmas! They turned out great! I got each of them a T-Shirt to go under the jacket and Viola! A lovely hand-made gift!

Thing Two: I did a little research to see what the top five quilting tools of 2021 were, and here are the results:

1. Bias Tape Maker Kit – by Madame Sew – this kit comes complete with 4 bias tape makers and an awl. There are a couple of other things in the kit, but who cares.
2. Slotted Trimmers – by Clearly Perfect. One alignment and two cuts square up your quilt block! Only problem is the tool only works for blocks up to 6 1/2". Quilt in a Day makes one that goes up to 9 1/2". Just sayin'...
3. Alex Anderson's 4-In-1 Essential Sewing Tool. This includes a seam ripper, stiletto, presser and turner. It's made from wood and the seam ripper is as fine as the Clover seam ripper. Ordered mine!
4. Quick Easy Mitered Binding Tool – I am still working on perfecting my mitered corners, so this is another tool that's on its way to me!
5. Heat Erasable Fabric Marking Pens – by Madam Sew – but I'm sure more than one of you currently have Fusion pens that can be used for this purpose – maybe just not in white. I bought the Dritz version and they dried out before I could use them all. At any rate, heat erasable marking is the bomb!

So, if your partner did not get you any of these handy dandy tools for Christmas, I say you're owed! And, try making yourself a little something for spring – and rediscover the 5/8" seam!

Keep on Quilting!

*Sue Bennorth*

## 2021 OPPORTUNITY QUILT WINNER

Congratulations to our 2021 Opportunity Quilt winner, SCVQG member Deena Franco!!

*Doryce Fitzgerald*

## SOUTH BAY QUILTERS GUILD QUILT SHOW

The South Bay Quilters Guild is proud to announce our 2022 Quilt Show, "By the Sea" to be held on Saturday and Sunday, February 12-13, 2022, from 10am – 4pm each day, at the Torrance Cultural Arts Center, 3330 Civic Center Drive, Torrance (corner of Madrona and Torrance Blvd).

Our show will include the following: Opportunity quilt "Sea Breeze" drawing Feb 13th at 4pm. Live quilt auction on Sunday at 1-3 pm. Quilt Exhibits - Featured quilter Alex Tsubota and our talented members. Quilts for sale in our consignment booth and vendor mall. Check our website for more information at: <http://southbayquiltersguild.org>

Our opportunity quilt:



Sincerely,

*THE SOUTH BAY QUILTERS GUILD*

[www.southbayquiltersguild.org](http://www.southbayquiltersguild.org)

## PROGRAMS

We are going to kick off the New Year just right!!! I have invited Kathleen Dolan to remind us how to arrange our sewing chairs to provide the best posture and prevent back pain. We will finally know what all of those levers are for! I have also invited my Pilates instructor, Melissa Lee, owner of Movement of Pilates, to show us some good stretches to keep us healthy and pain free, especially while free motion quilting. That is when I find my shoulders parked inside of my ears! Finally, we will have a Guild Orientation. Our new Board and Chairs will describe their duties and seek volunteers to assist them. Our Guild can do so many wonderful things because we have fabulous volunteers, but we need all hands on deck to continue.

Come on out and join us for a very interesting evening.

*Kris Dolan*

## SHOW AND SHARE – SEND PHOTOS

Please send your show and share items to me on email by Dec 6th (the Monday before the meeting). Looking forward to helping share your work with the rest of the guild. Be sure your name is on the email or text. A brief write-up about the project can contain information about the pattern, the idea you had, the fabric used, who it is for.

*Patti Voyles*

## COMMUNITY SERVICE – SENIOR CENTER

I will have place mat kits and place mat binding kits at the January 13 meeting.

Thank you again,

*Carol Carter*

## COMMUNITY SERVICE – VETERAN'S PROJECTS

A big thank you to everyone who has contributed so very generously to the VA projects this year. We have turned in over 20 bed quilts, 30 - 50 lap, wheelchair or small quilts and some 45 clothing protectors. There were a number of both crocheted and knit items as well. I am out of town and can't give exact numbers - I just know that I still have for quilting over 20 bed quilts - close to 15 smaller quilts of varying sizes and about 10-15 kits needing assembly as tops in the boxes. I have already received quilts from wheelchair to bedsize that I hope to be taking to the Cal Vet home in the next few months.

*Patti Voyles*

## BLOCK OF THE MONTH

You can pick up kits from Carol’s porch or Quilters in the Park, or you can use your own fabrics. A copy of the pattern and a picture is at the end of this newsletter and on our website: <https://scvquiltguild.org/block-of-the-month>. Have fun learning this new block!

Call if you have any questions. Our phone numbers are in the directory. THANKS so much for your sewing support! 😊

*Joan Anderson & Darlene Stump*

## SOUTHERN CALIFORNIA COUNCIL OF QUILT GUILDS

If you wish to attend the meeting on Jan 8th, check the sccqg.org website for the request to join. A special link is sent to you. They need to know how many so that the zoom meeting is properly set up. This month they are looking at other ways to raise money and participation in a COVID influenced environment. It is Part II of the last meeting. Information from the various participants is included in the newsletters on the website and back issues are available. Next meeting is first Saturday in April, via Zoom, and is for the Meet the Teachers session.

*Patti Voyles*

## MEMBERSHIP

If you haven’t renewed your Membership for 2022, please mail your check and renewal application to: P.O. Box 802863, Santa Clarita, Ca, 91380-2863.

Happy Jan birthdays to:

- 4. Marcia Dains
- 7. Carol Carter
- 16. Dana Montaque
- 19. Connie Hall
- 20. Cindy Hastings
- 25. Debi Wilkins
- 25. Sherryl Zurek
- 28. Millie Kerr
- 30. Lizete O’Connor



We could use some help on the Membership Committee this year. If you’re interested or have any questions, please contact: Michelle Tavares (my contact info is in the directory).

Happy Quilting!!

*Michelle Tavares*

## IFFI

IFFI (I Finally Finished it) or as I like to call it, "I Finally Found It"

2021 was a great success. We had 13 participants which meant we had \$130.00 in the pot. Two participants' names were drawn at the December meeting. Our lucky winners were Melissa Nilsen and Dana Montague, each receiving \$65.

2022 IFFI sign-up sheets are available in the newsletter below. To sign-up, you will need to provide a \$10 donation to the pot. Fill out the sign-up sheet with up to 10 "IFFI'S" you would like to finish in 2022. Each time you finish your project, your name goes in the drawing for a chance to win half the pot at the December meeting in 2022. You don't have to finish all your projects...one year I finished one project and won the pot!!

This is a great way to keep you on track as to which projects you wish to finish this year.

Make sure you make out your check to SCVG. Return your check to me with your sign-up sheet by the March 2022 meeting.

Thanks for you participation.

*Joyce Wilkinson*

## TREASURER'S REPORT

Here is the Treasurer's Report for November 2021:

	<b>Bank of America Checking</b>		
	<b>Beginning Balance as of 11-01-21</b>		<b>\$ 23,509.38</b>
	<b>Deposits and Other Credits</b>		
<b>6-Nov</b>	<b>Membership &amp; Opportunity Tickets</b>		<b>\$100.00</b>
<b>6-Nov</b>	<b>Ways &amp; Means</b>	<b>\$</b>	<b>236.00</b>
<b>11-Nov</b>	<b>Membership, Op Tickets, Square Fee</b>	<b>\$</b>	<b>53.47</b>
<b>15-Nov</b>	<b>Membership &amp; Opportunity Tickets</b>	<b>\$</b>	<b>50.00</b>
<b>15-Nov</b>	<b>Workshops</b>	<b>\$</b>	<b>40.00</b>
<b>19-Nov</b>	<b>Workshops</b>		<b>\$280.00</b>
<b>29-Nov</b>	<b>Membership, Op Tickets, Donation, Guest fee</b>		<b>\$360.00</b>
	<b>Total Deposits</b>	<b>\$</b>	<b>1,119.47</b>
	<b>Withdrawals &amp; Other Debits</b>		
<b>2-Nov</b>	<b>Debbie Ackerman</b>	<b>\$</b>	<b>773.00</b>
<b>10-Nov</b>	<b>Penny K-Lawrence</b>	<b>\$</b>	<b>69.27</b>
<b>11-Nov</b>	<b>Dolores Roux-Jones</b>	<b>\$</b>	<b>68.49</b>
	<b>Total Withdrawals</b>	<b>\$</b>	<b>910.76</b>
	<b>Ending Balance 11-30-21</b>	<b>\$</b>	<b>23,718.09</b>

*Penny Lawrence*

## HOSPITALITY

Due to face mask requirements at the church, we will not be providing refreshments other than water which you can drink outside.

*Dolores, Kendra, and Julie*

## WAYS AND MEANS

Ways and means would like to once again thank everyone for your support. Congratulations to the following December winners!

Disney Dreams won by Holly Kennedy, Doryce' s daughter-in-law

Horse Whispered won by Kendra Geiger

Days of Wine and Roses won by Michelle Tavares

Moonlit Stroll won by Debbie Hernandez

Kaleiding Stars won by Joyce

We look forward to seeing you all again in January !

*Rita, Linda, and Millie*

## WEBSITE

Please check out the photos from the Holiday party along with show and share.

*Carol Carter*

## 2022 PROGRAMS AND WORKSHOPS

Jan 13	Kathleen Dolan & Melissa Lee: Guild Orientation, Ergonomics & Stretching
Feb 10	Marcia Dains: English Paper Piecing
March 10	Joyce Wilkinson: How to Prepare a Quilt for a Longarm Quilter
April 14	Community Service
May 12	Patti Voyles: TBD
June 9	Barbara Montejo: Block Auction
July 14	Doryce Fitzgerald: Sew Powerful Purses
Aug 11	Game Night
Sept 8	Roberta Nicholson: TBD
Oct 13	LuJean Seagul: Borders
Oct 15	Workshop: Beyond the Borders
Nov 10	Connie Sitar: Art Quilts
Nov 12	Workshop: Arts Quilts with Connie Sitar
Dec 8	Holiday Party with Quilty Pleasures vendor



# MEMBERSHIP FORM



## SANTA CLARITA VALLEY QUILT GUILD

### MEMBERSHIP FORM – 2022

Mail to: PO Box 802863 Santa Clarita, CA 91380-2863

RENEWAL

NEW MEMBER

ASSOCIATE MEMBER

#### PLEASE PRINT:

LAST NAME: \_\_\_\_\_ FIRST NAME: \_\_\_\_\_

I am RENEWING my membership, and my information has NOT CHANGED from last year.

ADDRESS \_\_\_\_\_

CITY: \_\_\_\_\_ STATE: \_\_\_\_\_ ZIP: \_\_\_\_\_

HOME PHONE with AREA CODE: \_\_\_\_\_ CELL # with AREA CODE: \_\_\_\_\_

EMAIL ADDRESS \_\_\_\_\_

BIRTHDATE: MONTH \_\_\_\_\_ DAY \_\_\_\_\_

EMERGENCY CONTACT NAME: \_\_\_\_\_

EMERGENCY CONTACT PHONE with AREA CODE: \_\_\_\_\_

YES  NO Permission to print and/or post photos of you or your quilts

\*\*Note: Monthly Newsletters are sent VIA EMAIL to save postage.

PLEASE MAIL THE NEWSLETTER TO ME (an extra \$14.00 fee must be paid to cover the postage)

#### MEMBERSHIP TYPE - Check One:

##### **General Membership**

- General \$55
- Seniors \$50 (age 62 and older)

**Dues must be paid by the FEBRUARY guild meeting.**

##### **Business Membership**

Includes an ad for 1 year in the newsletter & website.

- Associate Members \$70 (voting rights)
- Business Membership \$50

Dues now include \$20 for our opportunity quilt. You may sell your tickets if desired.

You may pay with a check payable to SCVQG. Please mail to the guild's PO box (address at top).

SIGNATURE: \_\_\_\_\_ DATE: \_\_\_\_\_

AMOUNT PAID: \_\_\_\_\_ CASH: \_\_\_\_\_ CHECK #: \_\_\_\_\_

# IFFI CHALLENGE



## IFFI Challenge

Sign-up for the “I Finally Finished It” Challenge. The cost is \$10. List 10 quilt projects you want to complete in 2022. Take a picture of your completed project and send it to Joyce Wilkinson (email or text) or show it at a show and share via Zoom or in person. Joyce will then check off your project and put your name in for the drawing at our December 2022 meeting. You will receive 1 ticket for a small project (lap size quilt or smaller), or 4 tickets for a large project (twin size quilt or larger). This year, there will be **TWO member winners** who will share the pot 50/50.

*List and fee must be received by Joyce via mail or in person by March 10, 2021*

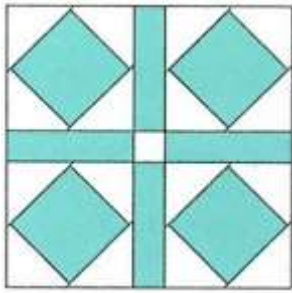
Name: \_\_\_\_\_

*My wish list of quilting projects to complete this year is:*

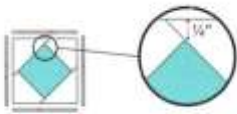
1. \_\_\_\_\_
2. \_\_\_\_\_
3. \_\_\_\_\_
4. \_\_\_\_\_
5. \_\_\_\_\_
6. \_\_\_\_\_
7. \_\_\_\_\_
8. \_\_\_\_\_
9. \_\_\_\_\_
10. \_\_\_\_\_

2021 IFFI Chair: Joyce Wilkinson - email, home address and phone # are in the directory

**JANUARY BLOCK OF THE MONTH – GRANDMA MAE’S ECONOMY BLOCK**



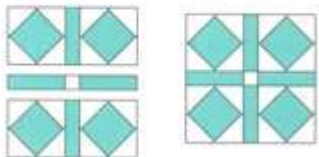
**Step 1**



**Step 2**



**Step 3**



Grandmothers the world over know a lot about making do. They’ve been doing it for years! This economy block quilt is a favorite because it wastes so little fabric and looks so cute. Put together four sets of them for a quilt block that’s granny approved.

Your block should be 7 1/4” UNFINISHED. Finished Size (once sewn into the quilt) is 6 3/4”. We will also add 2 sides of sashing making the final unfinished block = 8”

For each block, you will need:

<u>Fabric/Color</u>	<u>Cut Size</u>	<u>Quantity</u>
White fabric (solid or small print)		
- Setting Triangles	2.5” x 2.5”	16
- Center Sashing Square	1.25” x 1.25”	1
- 2 Side Sashing Rectangles	1.25” x 7.25”	2
Colorful Fabrics		
- Larger Squares	2.5” x 2.5”	4
- Rectangle Strips	1.25” x 3.5”	4
- Outer Sashing Square	1.25” x 1.25”	1

**SEW ALL SEAMS AT 1/4”**

**Sew the 4 Setting Triangle Units (Shown with Chain Piecing)**

Step 1:

Center the long edge of a setting triangle along 1 side of each 2 1/2” print squares from your set. Sew along the matched edges. Place another setting triangle on the opposite side of each square. Sew along the matched edges. Open and press towards the triangles. Repeat to add setting triangles to the remaining sides of each of the print squares in your set. Make sure there is 1/4” left outside of each point and square each unit to 3 1/2”.

**Combine Units**

Step 2:

Sew a 1 1/4” x 3 1/2” print rectangle between 2 units. Press towards the rectangle. Make 2 rows.

Step 3:

Sew a 1 1/4” white square between the (2) 1 1/4” x 3 1/2” print rectangles. Arrange the 3 rows you have created as shown. Nest the seams and sew the rows together. Press. At this point block should measure 7 1/4” unfinished.

**Add Horizontal and Vertical Sashing**

Step 4:

Vertical Sashing - Sew one 7 1/4” sashing rectangle to right side. Press to sashing.

Step 5:

Horizontal Sashing - Sew other 7 1/4” sashing rectangle to 1 1/4” print square. Press to sashing rectangle. Sew Sashing to bottom and nest square seam to vertical sashing. Press seam to sashing. Block should now measure 8”.

The finished block looks like this:



Here's a mockup of how it would look when all the blocks are sewn together.



## MINI-GROUPS

<i>Name</i>	<i>Contact</i>	<i>Meeting Information</i>
<b>Cut-Up Mini Group</b> (full for now)	Joyce Wilkinson	Meets the fourth Tuesday of each month
<b>Monday Mavens ***</b>	Kris Dolan	Meeting every week on Zoom for now – everyone welcome. Contact Kris for the Zoom link.
<b>Stitch n Chat ***</b>	Melissa Nilsen	Meets fourth Thursday of each month at Melissa’s house. Space limited, must RSVP.
<b>Quilters in the Park ***</b>	Kendra Geiger	Meets every other Friday, 11:15am – 1pm, at Central Park near the restrooms closest to the dog park. All are welcome.

\*\*\* indicates membership is open. If you want to attend a meeting, we recommend calling to be sure that nothing has changed since this listing.

## STITCH N CHAT MINI GROUP

This mini-group meets on the 4<sup>th</sup> Thursday of each month from 9am-12pm and is open to everyone. We try to showcase a different quilting technique at each meeting and then put those techniques to use in creating items for the guild’s community service projects. It’s perfect both for those members who want to improve their quilting skills and experienced quilters with tips to share. Fabric is supplied, just bring your sewing machine, neutral thread, and scissors/snips.

At the January 27<sup>th</sup> meeting, we’ll be sewing all the Sawtooth star blocks we made in November into a quilt top for The Painted Turtle camp. If you’d like to join us, please RSVP to Melissa as space is limited.

*Carol, Jean, & Melissa*



# SPONSORS AND ASSOCIATES

**Quiltn' for You!**  
 Quilting your memories  
 Fine Custom Longarm Quilting  
 Joyce Wilkinson  
 24450 Cross St 661-753-7865 C  
 Newhall, Ca 91390 quiltnforyou@gmail.com

**Candy's Quiltworks**  
 Fabric, Books, Kits, Notions, Patterns & Gifts  
 M-F 10 AM-6 PM  
 Wed. 11 7 PM  
 Sat 10 AM-5 PM  
 Sun. Noon-4 PM  
 8549 Reseda Blvd., Northridge, CA 91324  
 818-349-5EWS (7397) 818-349-7339 fax  
 candysquiltworks@sbcglobal.net

**Donna Chipperfield**  
 Longarm Quilter  
 6888 E Olive Ave  
 Fresno, CA 93727  
 donnachipperfield@gmail.com  
 805.338.6236

Sewing Machine Warehouse & Ineede.com  
 18214 Marshall Street, North Hills, California 91343 Call 818-332-7177  
 Los Angeles Times **READERS CHOICE WINNER**  
 We did it again **BEST CHOICE**  
 We Love you, too!

**RYE CANYON Supply Co.**  
 28150 Avenue Crocker, # 207  
 Valencia, Ca 91355  
 Ph: 562-607-5642  
 Email: rynecanyonsupplyco@gmail.com  
 rynecanyonsupplyco  
 EST. 2006  
 Fabric • Trims • Leather Hardware • Vintage  
 Buy • Resale salvage garment & accessories supplies

**KEYES** "Serving You For Over 60 Years"  
 818-573-2400  
 CREDIT FINANCING  
 CHEVROLET BUICK  
 GMC CADILLAC  
 HONDA Acura  
 INFINITI LEXUS  
 MERCEDES-BENZ  
 NISSAN  
 SUBARU TOYOTA

**MILES**  
 MUNICIPALITIES

**Karen Roberts, AAMS®**  
 Financial Advisor  
**Edward Jones**  
 WEALTH GROUP OF INVESTORS  
 23422 1/2 Lyons Avenue  
 Lyons Station @ Apple Street  
 Santa Clarita, CA 91321  
 Bus. 801-299-2120 TR. 800-266-2321  
 Fax 800-636-3911  
 www.edwardjones.com  
 California Insurance License 0C24200

Start with Rotary and good things happen.

**All Things Quilting**  
 Lori Brothers  
 Santa Clarita, CA  
 661-644-0855  
 Long Arm Service \* Classes \* Fabric Sales

*Things to Remember:*

- ❖ *Next meeting: Jan 13, 2022, 6:30 PM*
- ❖ *Wear a mask (church requirement)*
- ❖ *Sign a waiver if you didn't last month*
- ❖ *Wear your name tag*
- ❖ *Sign-in sheet at the door*
- ❖ *Bring your Show and Share quilts*

*This Month's Calendar:*

- ❖ *General Meeting: Thurs, Jan 13, 2022*  
Social Hour: 6:30-7:00pm  
Meeting starts at 7:00pm  
at Santa Clarita United Methodist Church  
26440 Bouquet Canyon Rd Saugus, CA  
Or, join from home on Zoom at 7pm
- ❖ *Business Meeting: Thurs, Jan 20, 2022*  
6:30-8:30pm on Zoom



Check out our website:

[www.scvquiltguild.org](http://www.scvquiltguild.org)

WOW! See the newsletter online!

**Santa Clarita Valley Quilt Guild**

P.O. Box 802863

Santa Clarita, CA 91380-2863

**FIRST CLASS MAIL**