



SANTA CLARITA VALLEY QUILT GUILD

Our mission is to stimulate an interest in quilts, to promote and advance the art of quilt making, to conduct educational programs and services in the design techniques and preservation of quilts and quilt making; and to promote quilting in philanthropic endeavors.

PRESIDENT'S MESSAGE

Happy Autumn and Say Hello to the Holidays!!

I just changed my quilt display from the Summery Goldfinger's Beach Club (those of you who know that quilt will understand the name) to my pumpkin quilt for Halloween and Thanksgiving. The orange doesn't go with anything in my house, but it does add a bit of spice. Time to use some of the pumpkin we buy for the dog to bake cookies – and maybe even a pie!

I bought some terrific autumn fabric at last month's meeting from Beth and Rye Canyon Supply. So next year, I will have my choice of autumn quilts to hang. What an informative lecture she gave. I was also interested in the fact that she does not cut her fabric – she rips it across the warp. Same thing I do for a stack 'n' whack to get the fabric to align properly. And her fabric is not folded to fit on a bolt, so it lays truer than what you might buy in any other fabric store. All this to say that I will most certainly be visiting her shop soon!

My neighbor across the street has a new baby boy – after three girls! So, of course, I made a quilt from the leftover robot fabric I had. You would be proud of me – I pieced, spray-basted, quilted, and bound it all myself! Which taught me that I can probably only do all that with a crib sized project in my sewing room. But, it was great to get it all done in two weekends!

Looking forward to seeing you all again at the church Fellowship Hall for November's Zoom meeting. Don't forget the workshop the following Saturday – it looks to me like a wonky modern take on log cabin or Storm at Sea – Come join us to find out!

Keep Quilting!

Sue Bennorth

PROGRAMS

November's meeting will feature Mel Beach, on Zoom, lecturing on "Challenge Yourself". Take a look at her work <http://www.melbeachquilts.com>

Mel's Zoom workshop on November 13th will be from 9am to 3pm featuring her Free-Styling and Spiraling pattern. The cost of the workshop is \$40 and is limited to 20 students. Please email, call, or text me right away to sign up.

Class Description:

These improv-pieced spiral designs are sure to mesmerize and energize!! We'll start with square spirangles and experiment with different design options and construction techniques. Then we'll explore new spirangle designs: rectangles, triangles, and other fun shapes...oh my!!



Kris Dolan

NOMINATIONS COMMITTEE

November is Election Time!

Gabrielle Leko presented the slate of the five nominated members for the 5 board offices at the October general meeting. It read as follows:

President: Susan Bennorth

1st Vice President: Patti Voyles

2nd Vice President: Kris Dolan

Recording Secretary: Connie Sitar

Treasurer: Penny Lawrence

We will be voting at the General Meeting in November. Whether you are attending the meeting through Zoom or in attendance at the church, you will be able to cast your vote.

PLEASE consider shadowing a board member next year to learn about the position. The more members who are familiar with the workings of the guild, the stronger we will be. Thank you.

Marcia Dains, Dana Montague, Gabrielle Leko

SHOW AND SHARE – SEND PHOTOS

Please send your show and share items to me on email by Nov 8th (the Monday before the meeting). Looking forward to helping share your work with the rest of the guild. Be sure your name is on the email or text. A brief write-up about the project can contain information about the pattern, the idea you had, the fabric used, who it is for.

Patti Voyles

IFFI CHALLENGE

It is countdown to our IFFI drawing... Now is the time to finish those quilts! Our drawing will be at our December 9th meeting. Deadline to send me pictures of your finished projects is December 8th! Remember we will have "2" winners this year.

They will split the \$130 pot!!

Good luck,

Joyce Wilkinson

COMMUNITY SERVICE

The Painted Turtle Camp is slowly reopening. They are set for now with pillowcases and lap quilts. They would like twin bed sized quilts as the quilts in the cabins are worn. They are looking for turtle shells and aprons to fit campers from age 7-17. They are seeking No Sew Fleece tied lap blankets for around the campfire. Please contact Dana Montague for fabric for aprons, turtles and twin quilts.

Thank you for all you contribute!

Dana Montague

COMMUNITY SERVICE – SENIOR CENTER

Thanks you to all of you who have helped doing the projects needed for the Senior Center. If you want to do binding or kits, please let me know.

Carol Carter

COMMUNITY SERVICE – VETERAN'S PROJECTS

My three fuzzy girls and I delivered the latest quilts, crochet, and knit items to the VA on Thursday Oct 21. Pamela White is the current donation coordinator. They were having an event at the main entrance so we met in the parking lot. I turned over 4 large bags of items and 5 bed quilts. Our donation this time included:

- 12 crocheted items from bed (3) to lap size
- 8 knitted items that were done by our own Karen Warloe
- 1 rag quilt (and she said that they had loved the one in the previous donation)
- 5 bed size quilts
- 7 small size quilts (from ones that will fit on a hospital bed to lap size)
- 18 wheelchair quilts

Pam said that they hand them out at special events as one way to distribute them. The vets get to pick their own and it can cause a debate at times. She would like to come thank us in person and we will try to make that happen.

Patti Voyles

BLOCK OF THE MONTH

We have made so many wonderful quilts for the Cal Vets this year! Thank you to everyone to has been helping by making blocks, quilt tops, quilting, and binding!

For November & December, our new block is a simple one called: "Jacob's Ladder Twist". You can pick up kits from Carol's porch or Quilters in the Park, or you can use your own fabrics. A copy of the pattern and a picture is at the end of this newsletter and on our website: <https://scvquiltguild.org/block-of-the-month>. Have fun learning this new block!

Thank you to Joan Anderson and Darlene Stump for taking on the job of BOTM committee chairperson for next year!

Call if you have any questions. My phone number is in the directory. THANKS so much for your sewing support! 😊

Melissa Nilsen

SOUTHERN CALIFORNIA COUNCIL OF QUILT GUILDS

The October meeting was a sharing of things that people have done in their guilds to bring us together in spite of quarantines and isolation for health reasons. We have tried a great many of those ideas. Some of the guilds offered alternatives to quilt shows or auctions. The

newsletter at scccqg.org has the information! Give it a try and see if there is anything we might like to add to our list.

Patti Voyles

SCVQG 30TH ANNIVERSARY PINS

For purchase of Guild anniversary pins (\$6) or souvenir show buttons (\$3), please contact Gabrielle (see directory).



Gabrielle Leko

MEMBERSHIP

One quilter re-joined us during the month of October - warmest welcome back to Carol Wise. The Guild is seeking a new Membership Chairperson for 2022, as Leslie's two-year term is up in December. Please consider stepping into this role - duties are relatively light and not overly-time consuming (maintaining the membership directory, processing new/renewal applications, monitoring the check-in table at meetings, and delivering a monthly report at the Business Meeting). If you have questions or are interested in volunteering for this position, please contact Leslie.

Please remember to renew your membership! The 2022 membership form was attached to the newsletter email and can be found on the website. You can bring your form & check to the Nov or Dec meetings, or mail it to the guild's PO Box (address is on the form).

Happy Nov birthdays to:

- 17: Carol Wise
- 21: Joan Anderson
- 21: Trudy Edwards
- 21: Joann Lombardi
- 27: Judy Jones

Leslie Wright



TREASURER'S REPORT

Here is the Treasurer's Report for September 2021:

	Bank of America Checking		
	Beginning Balance as of 9-1-21		\$ 25,913.81
	Deposits and Other Credits		
10-Sep	Workshop	\$ 30.00	
16-Sep	Workshop	\$ 150.00	
16-Sep	Workshop	\$ 30.00	
16-Sep	Workshop	\$ 30.00	
	Total Deposits		\$ 240.00
	Withdrawals & Other Debits		
1-Sep	Santa Clarita Methodist Church	\$ 350.00	
1-Sep	Elizabeth Eastmond	\$ 650.00	
14-Sep	Melissa Nilsen	\$ 112.50	
15-Sep	Carol Carter	\$ 50.00	
15-Sep	Patti Voyles	\$ 25.00	
28-Sep	Beth Saint-Clair	\$ 100.00	
28-Sep	SCCQG	\$ 313.25	
	Total Withdrawals		\$ 1,600.75
	Ending Balance 9-30-21		\$ 24,553.06

Penny Lawrence

HOSPITALITY

Due to face mask requirements at the church, we will not be providing refreshments other than water which you can drink outside.

Dolores, Kendra, and Julie

WAYS AND MEANS

A big Thank You to everyone that contributed to our Ways And Means! We collected \$236, wow! Congratulations to the following winners:

- #2- Venetian Tiles -Rita Percer
- #3- Beary Patriotic- Michelle Tavares
- #4- Christmas Dinner - Rita Rippa
- #5- On the Go - Laura Hawkins

Reminder that you can mail a check to the guild PO Box for the 5 Disney tickets that will be raffled at our December meeting.

Special thanks for the fabulous yards of Laurel Birch fabric to Ways and Means for our monthly baskets. Special thank you to Gabrielle Leko!

Special thanks to Joyce Wilkerson for lovely donations of notions and special basket give-aways for the Ways and Means!

YOUR HELP AND DEVOTION TO SANTA CLARITA QUILT GUILD, MAKES OUR GUILD THE VERY BEST!

Rita, Linda, and Millie

WEBSITE


For your viewing pleasure, please look at the show and share pictures from October's meeting. Go to photos page 1. Also, the thank you letter from the Food Pantry is on our website on the home page.

Carol Carter

2021 PROGRAMS AND WORKSHOPS

Jan 14	Zoom Meeting with Show N Share!
Feb 11	Speaker: Tina Curran - "My Virtual Trunk Show" via Zoom
Feb 13	Workshop via Zoom: "At the Beach" with Tina Curran
March 11	Zoom Meeting with Sew-along & Block of the Month tutorial
April 8	Zoom Meeting with Sew-along & Block of the Month tutorial Introduce Flying Geese challenge
May 13	Drive Through meeting at Santa Clarita United Methodist Church
May 15	Free Workshop: Sew Powerful purses, led by Doryce Fitzgerald
June 10	Speaker: Sue Bennorth – "Stack n Whack fabric selection" via Zoom
June 12	Fabric Sale at Joyce Wilkinson's
June 19	Free Zoom Workshop: "Stack n Whack" with Sue Bennorth
July 8	Speaker: Kim Lapacek – "Wildly Careening into Quilting" via Zoom
Aug 12	Game Night
Sept 9	Speaker: Elizabeth Eastmond - "Inching my way to Modern"
Sept 11	Workshop: "Blossom" with Elizabeth Eastmond
Oct 14	Beth Saint-Clair from Rye Canyon Supply
Nov 11	Speaker: Mel Beach - "Challenge Yourself"
Nov 13	Workshop: "Free Styling-Spiraling" with Mel Beach
Dec 9	Holiday Party

NOVEMBER & DECEMBER BLOCK OF THE MONTH – JACOB’S LADDER TWIST



This is a twist on a traditional Jacob’s Ladder block. It’s a 4-patch rather than a 9-patch, and the colored pieces of the 4-patches and half square triangles are turned to join in the center of the block.

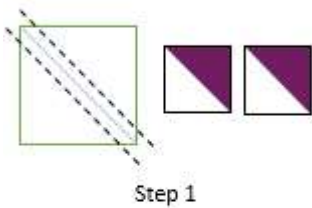
Your block should be 12.5” UNFINISHED. Finished Size (once sewn into the quilt) is 12”. For each block, you will need:

<u>Fabric/Color</u>	<u>Cut Size</u>	<u>Quantity</u>
White fabric (solid or small print)		
- Half Square Triangles	7.25” x 7.25”	1
- 4 Patches	3.5” x 14”	1

Colorful Fabrics

- Half Square Triangles*	7.25” x 7.25”	1
- 4 Patches*	3.5” x 14”	1

*Choose 2 coordinating colors: one for the HST’s and one for the 4-patches.

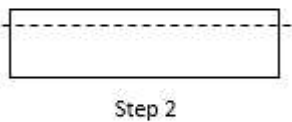


SEW ALL SEAMS AT 1/4”

Make the Half Square Triangles (HST’s):

Step 1:

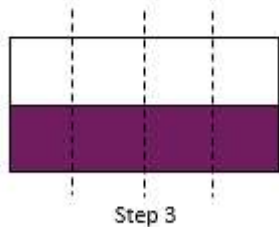
Use the 7.25” White square and the 7.25” Colorful square to make two Half Square Triangles. On the WRONG side of the White square, draw a diagonal line from one corner to its opposite corner. Place the White square right sides together on top of the Colorful square. Sew 1/4” from BOTH sides of the drawn line. Cut on the drawn line and press the seams towards the Colorful triangle. Trim each HST to 6.5” x 6.5”. Set aside.



Make the 4-patches:

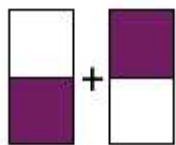
Step 2:

Lay the 3.5” x 14” White rectangle on top of the 3.5” x 14” Colorful rectangle with RIGHT sides together. Sew along one of the long edges. Press the seams towards the Colorful rectangle.



Step 3:

Cut the 6.5” x 14” strip you just created into four 6.5” x 3.5” pieces. Lay the strip on your cutting mat so that the white rectangle is above the colored rectangle. Place the 3.5” mark of your ruler on the left edge of the strip and trim. Repeat two more times.



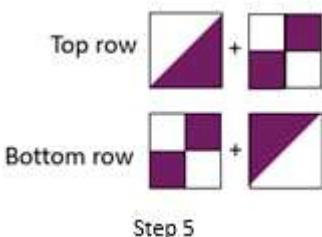
Step 4:

Sew two of those 6.5” x 3.5” pieces together, turning one of them so that the Colored patches are next to the white patches of the other piece. Nest the center seam to ensure the seams line up. Press the seams open. Repeat with the other two pieces.

Step 5:

Sew the block together as shown. Make sure the colorful side of the HST’s point towards the center, and the colored squares in the 4-patches are in the center.

Press the seams towards the HST’s and the final seam open. The completed block should be 12.5” square.




Thank you for helping! These blocks will be used to make lap (42" x 54") quilts for Turtle Camp.

Sample Block



Here's a mockup of how the top will look.



2021 OPPORTUNITY QUILT: "STARRY SEAS" - 88" X 88"



Do you know someone who would like to win this quilt? We now have opportunity quilt postcards you can mail to friends or family inviting them to purchase tickets. Contact Doryce Fitzgerald to arrange drop-off or pick-up of postcards.

MINI-GROUPS

<i>Name</i>	<i>Contact</i>	<i>Meeting Information</i>
Cut-Up Mini Group (full for now)	Joyce Wilkinson	Meets the fourth Tuesday of each month
Monday Mavens ***	Kris Dolan	Meeting every week on Zoom for now – everyone welcome. Contact Kris for the Zoom link.
Stitch n Chat ***	Melissa Nilsen	Meets fourth Thursday of each month at Melissa’s house. Space limited, must RSVP.
Quilters in the Park ***	Kendra Geiger	Meets every other Friday, 11:15am – 1pm, at Central Park near the restrooms closest to the dog park. All are welcome.

*** indicates membership is open. If you want to attend a meeting, we recommend calling to be sure that nothing has changed since this listing.

STITCH N CHAT MINI GROUP

November’s meeting falls on Thanksgiving, so we’re moving it up to Nov 18th, and we’ll be making lots of flying geese for Sawtooth star blocks in 2 sizes. If we get enough people, we should be able to complete a quilt top. Fabric kits will be supplied, just bring your sewing machine, neutral thread, and scissors/snips. All are welcome, though in order to protect the immunocompromised members of the group, we do ask that you wear a mask. Please RSVP to Melissa as space is limited.

Carol, Jean, & Melissa

SPONSORS AND ASSOCIATES

Quiltn' for You!
 Quilting your memories
 Fine Custom Longarm Quilting
 Joyce Wilkinson
 24450 Cross St 661-753-7865 C
 Newhall, Ca 91390 quiltnforyou@gmail.com

Candy's Quiltworks
 Fabric, Books, Kits, Notions, Patterns & Gifts
 M-F 10 AM-6 PM
 Wed. 11 7 PM
 Sat 10 AM-5 PM
 Sun. Noon-4 PM
 8549 Reseda Blvd., Northridge, CA 91324
 818-349-5EWS (7397) 818-349-7339 fax
 candysquiltworks@sbcglobal.net

Donna Chipperfield
 Longarm Quilter
 6888 E Olive Ave
 Fresno, CA 93727
 donnachipperfield@gmail.com
 805.338.6236

Sewing Machine Warehouse & Ineeded.com
 18214 Marshall Street, North Hills, California 91343 Call 818-332-7177
 Los Angeles Times **READERS CHOICE WINNER**
 We did it again **BEST CHOICE**
 We Love you, too!

Rye Canyon Supply Co.
 28150 Avenue Crocker, # 207
 Valencia, Ca 91355
 Ph: 562-607-5642
 Email: rynecanyonsupplyco@gmail.com
 rynecanyonsupplyco
 Fabric • Trims • Leather Hardware • Vintage
 Buy • Resale salvage garment & accessories supplies

KEYES "Serving You For Over 60 Years"
 818-573-2400
 CREDIT FINANCING
 CHEVROLET BUICK
 GMC
 HONDA
 JEEP
 KIA
 MAZDA
 NISSAN
 SUBARU
 TOYOTA



Karen Roberts, AAMS®
 Financial Advisor
Edward Jones
 WEALTH GROUP OF INVESTORS
 23422 1/2 Lyons Avenue
 Lyons Station @ Apple Street
 Santa Clarita, CA 91321
 Bus. 801-299-2120 TX. 800-266-2321
 Fax 800-636-3911
 www.edwardjones.com
 California Insurance License 0C24308

Start with Rotary and good things happen.

All Things Quilting
 Lori Brothers
 Santa Clarita, CA
 661-644-0855
 Long Arm Service * Classes * Fabric Sales

Things to Remember:

- ❖ *Next meeting: Nov 11, 2021, 6:30 PM*
- ❖ *Wear a mask (church requirement)*
- ❖ *Sign a waiver if you didn't last month*
- ❖ *Wear your name tag*
- ❖ *Sign-in sheet at the door*
- ❖ *Bring your Show and Share quilts*

This Month's Calendar:

- ❖ *General Meeting/Speaker on Zoom: Thurs, Nov 11, 2021*
Social Hour: 6:30-7:00pm
Meeting starts at 7:00pm
at Santa Clarita United Methodist Church
26440 Bouquet Canyon Rd Saugus, CA
Or, join from home on Zoom
- ❖ *Business Meeting on ZOOM*
Thurs, Nov 18, 2021, 6:30 PM to 8:00 PM



Check out our website:

www.scvquiltguild.org

WOW! See the newsletter online!

Santa Clarita Valley Quilt Guild

P.O. Box 802863

Santa Clarita, CA 91380-2863

FIRST CLASS MAIL