



SANTA CLARITA VALLEY QUILT GUILD

*Promoting the art of quilting through
sharing, friendship, education, and
meaningful service to our community.*

PRESIDENT'S MESSAGE

Welcome Fall! I am looking forward to cooler weather for the first time in my life in California! Praying for rain to help put out the wildfires, end of lockdowns and virus and everything else we have been dealing with this year! Needless to say, we haven't been wasting our time. I have gotten reports on how our great members have been helping the community with quilts, masks, placemats, baby items and block of the month blocks. We have an awesome group of quilters. Who knew that there would be a shortage of fabric, batting, elastic and thread? Thank goodness for all our stashes, they were needed! It was never hoarding it was preparing for a time of need and we have met that need.

We had another great drive-by September 10th. More kits were picked up and more finished projects were returned. A bonus was being able to see so many of you and to know you were doing well. We invited the Glendale Quilt Guild to bring their lovely Golden Poppy opportunity quilt. Tina was delighted that so many members purchased tickets for it. All the quilt guilds have been struggling to keep up with expenses. We have been fortunate that we were able to sell masks and bring in money that way as well as our membership dues...we as a board thank you. Your dues are needed to keep the guild running especially since we were not able to have a quilt show this year. We did save some money not having to rent the church and have in house speakers, but we still have to pay for our SCCQG dues, insurance, storage, batting etc. to keep your community service projects on track. That said, we are on track for our Turtle Camp quilts, Pregnancy Center newborn sets, placemats etc. We donated well over 2,000 masks to our community and hospitals. You have done outstanding service and each of you should receive an award!!

The next couple of months will still be different. Our October meeting will be on Zoom and will have a show and tell theme. Have your projects ready to share that night. November we will have a Zoom speaker and the following Saturday will be a Zoom class...check the workshop article for more information. November will also be voting on the new board...the meeting will start at 6:30 pm to allow for business. Our speaker will start at 7 PM for her one-hour presentation. See the slate later in this newsletter and if you are interested in running for any of our elected offices, contact Kris Dolan.

Board members need to have their proposed budgets together for the next year. Please send them to Penny before the October board meeting.

Stay well and sew on!!

Hugs to you,

Your President,

Joyce Wilkinson

PROGRAMS

I hope you were able to participate in our Zoom practice meeting on September 24th. If not, download the app at the following website for use for our Virtual Guild Meeting in October!

<https://zoom.us/download>

We will have a Show N Share meeting so you can show everyone what you've been working on during your Safe at Home time. The October meeting will start at 6:30 PM and last until we have seen the last of the projects you all want to share! Please be sure to have your projects on hand by your Zoom device to share.

In November, we are having a guest speaker – Elizabeth Eastmond of Opquilt.com. She is teaching a workshop - also over Zoom – on November 14th. It is her Merrion Square project – a colorful 25" finished piece that can be done in a day. Because the workshop is virtual, the cost is **only \$25**.



The supply list for the workshop is available here: [Merrion Square](#). Elizabeth also recommends you have a small 4 1/2 or 5" ruler on hand to trim the roof tops. The workshop will begin at 9:00 AM over Zoom and run until 11:30 AM. Then we will break until 1:30 PM for lunch/independent sewing. There will be an afternoon session of about an hour and a half and a follow-up session on November 21st in the morning for project show and share. Call or email me as soon as possible if you want to take the class – we have a limited number of participant slots available. Send me a check by snail mail to hold your seat. When I receive your check, I will send you the workshop Zoom meeting instructions.

If you paid in advance for workshops this year and want some of that money put toward this workshop, let me know when you reserve your spot. The board has decided that, if you paid for multiple workshops in the first quarter of the year, and want a refund due to all the cancellations, you just need to contact me to arrange for the refund. Hope to SEE you 10/08!

Keep on Quilting!

Sue Bennorth

MINIQUILT VOTING

It's been so long since we've been together as a group, face to face, sharing and hugging. We miss one another. Oh, well...this, too, shall pass. When? Good question. In the meantime, let's have a "virtual" mini quilt voting to match our regular October (but "virtual") meeting.

First, if there are any mini quilts still out there that want to be included in the voting, please notify either of us for pickup before the October 8th meeting.

Second, photos of all mini quilts will be put up on the Guild website in time for the meeting. They will be numbered, no names, just like the placemat competition.

And third, choose 2 you like and email or text your two choices to either of us. (Our info is in the Guild directory.) One voting per member, please. You will have one week in which to vote, which closes October 15, midnight.

We will tally and notify everyone via email blast of the results and how to pick up your quilt.

Good luck, happy voting, and stay safe!

Penny Lawrence and Gabrielle Leko

MEMBERSHIP

Our Guild's 2020 Membership is holding steady at 94 quilters.

Happy October Birthdays to:

Oct 05 - Gloriann Meramble

Oct 10 - Carolyn Short

Oct 10 - Lucy Scinta

Oct 17 - Patti Voyles

Oct 17 - Paula Ellis

Oct 24 - Maria Reza

Oct 26 - Carol Harrison

Oct 28 - Barbara Spencer

Oct 29 - Sue Bennorth

If you are interested in joining the Membership Committee, please contact Leslie at sewhappylife@gmail.com. Melissa will be stepping down next year and I'd love to have some company and help!

We hope you're all staying healthy and quilting often!

Leslie Wright and Melissa Nilsen

QUILTS FOR FIRE VICTIMS

The Southern California Council of Quilt Guilds is making available contacts for donating quilts and supplies to victims of the West Coast fires. Please refer to the following:

- [West Coast Wildfires Quilt Collection List](#)
- [CZULightning Fire Quilts](#)

If you hear of other groups that are collecting/distributing quilts, please let me know and I will pass the information on the SCCQG.

Gerry Hogan

2021 OFFICERS SLATE

The Santa Clarita Valley Quilt Guild Nominating Committee has put forth the following slate of officers for your consideration:

President - Sue Bennorth

1st Vice President (Counsel Rep) - Erin O'Brien

2nd Vice President (Programs) - Vickie Reti and Linda Townsley

Secretary - Joan Anderson

Treasurer - Penny Lawrence

Nominations from the floor will be accepted and voting will take place at the November meeting.

Respectfully submitted,

The Nominating Committee

Carol Carter

Patti Voyles

Kristeen Dolan

COMMUNITY SERVICE – SENIOR CENTER

Thank you to all the guild members for helping out with making placemats during quarantine. We have completed 231 placemats so far. Please keep up the good work.

Thank you,

Carol Carter

COMMUNITY SERVICE – GUIDE DOGS OF AMERICA

The top has been assembled by Kendra Geiger and Patti Voyles and carried to the quilter in Palmdale who will have it back to us by our January meeting. She has it in the "queue" to start when she recovers from her carpal tunnel surgery. The picture is posted on facebook if you want a sneak peak. I need the name of the lady who contributed the first two blocks at the February meeting for the label please. The finished quilt will measure about 84x100" and will include two side border panels with dog toys on black and the same fabric used for the binding. A big thank you to all who contribute blocks. It is amazing what can be done by our group and I am so happy to work with you

Patti Voyles

COMMUNITY SERVICE – VETERAN'S PROJECTS

I went to the Cal Vet apartments in Westwood on the VA grounds today (Sept 23). They have close to 500 apartments there. Years ago, they asked local guilds to supply a quilt for each incoming vet which is how we got involved. We contributed about 40 during that effort. Now we have added to the total with 10 additional bed quilts. Athena (my contact) says there are several vets who are very eager to get one. She also accepted 9 lap quilts (good for use in the chair that is in the room for them to sit and work, read or watch TV and 18 wheelchair quilts. I had noticed a number of vets are using that mode of transportation on my last visit. As I left I looked in the side mirror and saw Athena showing a wheelchair quilt to one of the women vets sitting in her chair on the patio. It made me smile too - it happened to be the one that Kris Dolan had quilted and Kathleen Dolan had bound. Athena asked me for the address for the guild. A thank you is on its way from someone. We as a group have brought some joy into lives today.

Outstanding projects (available for pickup on my front porch or by delivery at your request):

Bed Quilts - I have over 10 in my possession that need quilting. If binding is included, you are not required to sew it on unless you want to. I do have people waiting who like to put it on. They can be picked up off my porch out of the lawn mower box.

Lap Quilts and Wheelchair Quilts - spray basted. I have several projects that have come back in the last two months and need to cut backing, batting and then baste them. If you are looking for one in the next two weeks, let me know and I will get one ready. They will be in the box labeled Spray Baste Quilts.

Kits - We have everything from kits for wheelchairs to beds and in between. The current kits have completed blocks, patterns for a suggested assembly and sashing, possibly even borders. You may chose to do something different, but return any fabric not used. If you need more fabric, let me know and we will get some. Sometimes the packets contain backing and or binding in addition to borders. You do not need to finish more than the top, but if you

don't please return the fabrics so we can add batting and pass them on to the next person. There are two boxes with assorted kits.

There are a few clothing protectors (vests) with finishing instructions. This pattern has shrunk in the copying. If we will be making more, I will be issuing a new pattern. I am trying to locate the contact as the Rehab unit is now a Home for Heros - community living center - to be sure that they still would appreciate our help. The ones I currently have as finished will be offered to the Cal Vet assisted living facility if I cannot find her.

Be sure to sign out in the book on the little table. There is hand sanitizer there for your use as well. Please call or email me if you have any problems with our kits/quilts and remember I do have fabric that can be used to make blocks, sashing, borders, backing and binding. I have a large roll of batting as well. Send me the size you need and I will get it cut and make arrangements to deliver if needed.

Patti Voyles

COMMUNITY SERVICE – SCV PREGNANCY CENTER

Hi everyone I just wanted to thank everyone that came and dropped off or picked up kits for the pregnancy center at our drive by meeting. We got so many cute baby things turned in, so thank you so very much. On Tuesday September 15th I was able to take 15 darling bundles over to the center each containing a quilt, receiving blanket, burp cloth and bib. They were very excited to receive the items as they have had an increase in family in need during this Pandemic. This brings our total count to 56 bundles delivered to the center. Great job!

Debbie Ackerman

BLOCK OF THE MONTH

Our September drive through meeting was successful: 34 Block of the Month blocks were turned in and 29 more of the fabric kits for the "X" block were taken. I had packaged 7 quilt tops with our blocks, sashings and cornerstones to be sewn together as cuddle quilts for the kids at Turtle Camp and all were taken and are in progress!

I will have one more BOM pattern this year for us to work on this fall. A picture of the block and the pattern directions are included in this newsletter and will be available as usual on our website along with all the BOM patterns. Remember, you can make any pattern at any time – THANKS!

Call me if you have any questions. 😊

Stay safe,

Linda von Mohr 937-554-8259

SCVQG 30TH ANNIVERSARY PINS

In honor of our 30th anniversary this year, your Guild had commemorative pins made, and they are beautiful. If you'd like to purchase one (or two or three), please call or email Gabrielle with your reservation. They are \$6 each, cash or check. Purchase 3 or more, and I'll deliver! (My numbers are in the directory.)

Gabrielle Leko

TREASURER'S REPORT

Here is the Treasurer's Report for August, 2020:

Treasury Report

August 31, 2020

	Bank of America Checking		
	Beginning Balance as of 07-31-2020		\$ 25,301.07
	Deposits and Other Credits		
15-Aug	Deposit	\$ 104.00	
15-Aug	Deposit	\$ 341.00	
15-Aug	Deposit	\$ 40.00	
15-Aug	Deposit	\$ 29.74	
15-Aug	Deposit	\$ 30.00	
		\$ 544.74	
	Total Deposits		\$ 544.74
	Withdrawals & Other Debits		
13-Aug	Department of Justice	\$ 20.00	
			\$ 20.00
	Total Withdrawals		
	Ending Balance 08-31-2020		\$ 25,825.81

Penny Lawrence

HOSPITALITY

Will be back as soon as we are allowed!

Dolores, Kendra and Julie

2020 Programs and Workshops

February 13	Becky McDaniel – Applique Journey
February 15	WS - Orange Peel Foundation Applique
March 12	Sarah Goer – Trunk Show
March 14	WS - Planned Improve
April 9	Meeting Cancelled
May 14	Meeting Cancelled
May 16	Workshop Cancelled
June 9	TBD
July 9	Meeting Cancelled
July 11	Workshop Cancelled
August 13	Community Service Drive Thru Meeting
August 15	Workshop Cancelled
September 10	Community Service Drive Thru Meeting
September 12	Workshop Cancelled
October 8	Zoom Meeting with Show N Share!
October 10	No Workshop
November 12	Zoom Meeting with Elizabeth Eastmond as Speaker!
November 14	Zoom Workshop – Merrion Square
December 10	TBD

Block of the Month



Block of the Month



FALLING LEAVES (Get the rake!) - October 2020 Block of the Month

Block size – 12" finished. Your block should be 12.5" unfinished.

Blocks will be used to make cuddle quilts for Turtle Camp kids!

For each block you will need:



FABRIC, COLOR	CUT SIZE	HOW MANY
#1 Leaf Body – Autumn color	4 1/2" x 4 1/2" Squares	3
#2 Leaf Points – Autumn color	5" x 5" Squares	2
#3 Sky – Blue or light solid color	4 1/2" x 4 1/2" Square	1
	5" x 5" Squares	2
	3-7/8" x 3-7/8" Squares	2
#4 Leaf Stem – brown or green	4 1/2" x 4 1/2" Square	1

NOTE: This fabric can be same as leaf body or coordinating one.




STEP 1: Draw a line from corner to corner on backs of 5" x 5" sky squares.


STEP 2: With right sides together, layer the sky squares onto the 5" leaf point squares and sew a 1/4" seam on both sides of the drawn line. You are making Half Square Triangles (HSTs).

STEP 3: Cut on the drawn line and press each HST to the dark side.

TRIM squares to measure 4.5" x 4.5". Make 4.




STEP 4: Using the two 3-7/8" sky squares, draw a line from corner to corner on the wrong side.



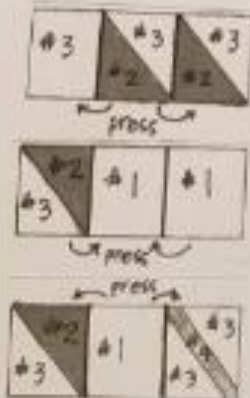

STEP 5: With right sides together, place one of the sky squares in the top right corner of the Stem fabric – refer to diagram for placement. Sew on the line and press back toward corner. Trim off the back fabrics 1/4" from seam.

Place the 2nd sky square in the opposite corner, sew on the line, press back and trim as before.



STEP 6: Follow the diagrams closely to sew the top, middle and bottom rows using the HST leaf points, the stem and the remaining fabric squares. Press as shown, then stitch the 3 rows together. Measurement 12 1/2" x 12 1/2".

Admire your fall leaf!



MINI-GROUPS

<i>Name</i>	<i>Contact</i>	<i>Meeting Information</i>
Cut-Up Mini Group (full for now)	Joyce Wilkinson	Meets the fourth Tuesday of each month
Monday Mavens (full for now)	Kris Dolan	Meets first and third Mondays – currently meeting via Zoom.

*** indicates membership is open. If you want to attend a meeting, we recommend calling to be sure that nothing has changed since this listing.

SPONSORS AND ASSOCIATES

Quiltn' for You!
 Quilting your memories
 Fine Custom Longarm Quilting
 Joyce Wilkinson
 24450 Cross St 661-753-7865 C
 Newhall, Ca 91390 quiltnforyou@gmail.com

Start with Rotary
 and good things happen.




Santa Clara Valley Rotary Club Service above self in the SCV since 1960

DANIEL J CARTER ELECTRONICS
 Computer Repair & Consulting
 DANIEL CARTER
 Owner
 661-904-9788
 dcarterelectronics@gmail.com

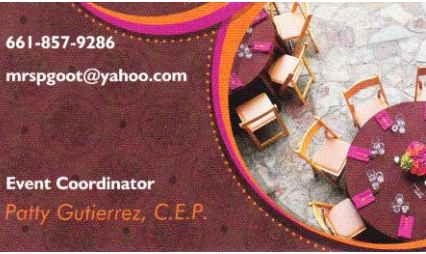


Candy's Quiltworks



Fabric, Books, Kits,
 Notions, Patterns
 & Gifts
 M-F 10 AM-6 PM
 Wed. til 7 PM
 Sat 10 AM-5 PM
 Sun. Noon-4 PM
 8549 Reseda Blvd., Northridge, CA 91324
 818-349-SEWS (7397) 818-349-7339 fax
 candysquiltworks@sbcglobal.net

661-857-9286
 mrspsoot@yahoo.com
 Event Coordinator
 Patty Gutierrez, C.E.P.



Donna Chipperfield
 Longarm Quilter
 6888 E Olive Ave
 Fresno, CA 93727
 donnachipperfield@gmail.com
 805.338.6236



Sewing Machine Warehouse & Kneedle.com
 16214 Nordhoff Street, North Hills, California 91343 Call 818-332-7777
 Los Angeles Times
READERS CHOICE
 Winner Southern California
 We did it again
 DAILY NEWS READERS CHOICE BEST CHOICE 2014-2016
 We Love you, too!



MPLS
 CHEMICAL COMPANY, INC.
 Home Products Your Industry Our Services About Us Contact Us Online Services
 MUNICIPALITIES



Rye Canyon Supply Co.
 28150 Avenue Crocker, # 207
 Valencia, Ca 91355
 Pte: 562-607-5642
 Email: ryecanyonsupplyco@gmail.com
 ryecanyonsupplyco

Fabric • Trims • Leather
 Hardware • Vintage
 Buy • Resale salvage garment
 & accessories supplies



HUMMINGBIRD LANE
 fabrics & notions
 hummingbirdlanefabrics.com



KEYES "Serving You For Over 60 Years"
 818-573-2400



Karen Roberts, AAMS®
 Financial Advisor

Edward Jones
 MAKING SENSE OF INVESTING
 23422 1/2 Lyons Avenue
 (Lyons Station at Apple Street)
 Santa Clarita, CA 91321
 Bus: 661-288-2120 TF: 888-288-2221
 Fax: 888-826-3911
 www.edwardjones.com
 California Insurance License 0C24309

Things to Remember:

- ❖ *Next meeting: October 8, 2020*
- ❖ *Via Zoom – get the app at zoom.us/download*

This Month's Calendar:

*Zoom General Meeting
October 8, 2020 - 6:30 to 7:30 PM*

Virtual Business Meeting: October 15, 2020 via Zoom- send email reports, if any, to Joyce Wilkinson



Check out our website:

www.scvquiltguild.org

WOW! See the newsletter online!

Santa Clarita Valley Quilt Guild

P.O. Box 802863

Santa Clarita, CA 91380-2863

FIRST CLASS MAIL