



SANTA CLARITA VALLEY QUILT GUILD

*Volume 36 – Issue 04
April 2025*

Our mission is to stimulate an interest in quilts, to promote and advance the art of quilt making, to conduct educational programs and services in the design techniques and preservation of quilts and quilt making; and to promote quilting in philanthropic endeavors.

PRESIDENT'S MESSAGE FOR APRIL

April is going to be another busy month, with getting ready for the Cowboy Festival and sorting fabric for the Auction and Fabric Sale. If you haven't been to the Cowboy Festival and did not volunteer, stop by and see the wonderful things that we will have for sale. It will give you inspiration for a future quilt or gift.

The 2025 Opportunity Quilt Midnight Beauty In New York, was gorgeous. Thank you to Gabrielle's team and Sheryl Z's beautiful quilting. The history of the quilt pattern was very interesting. We make quilt blocks, but we seldom know how or where the block was first made. Gabrielle, thank you for your presentation at the March meeting. Connie S., our 1st Vice President, will be conducting the April's meeting. I am off to Japan to see my son get married.

Have fun at the Cowboy Festival!
Penny Kendall-Lawrence

SOUTHERN CALIF COUNCIL OF QUILT GUILDS NEWS

The Southern California Coalition of Quilt Guilds is now ready to accept quilts and pillowcases for survivors of the Palisades and Eaton fires. Members can consult the SCCQG website (www.sccqg.org) for quilt drop-off locations. Members are also encouraged to use the website to share the names of fire survivors they know so they can be included in this effort. SCCQG anticipates that this project will be going on well into the future and many quilts will be required to fill the need.

Reminder: the next SCCQG Zoom meeting, Meet the Teachers, is on April 5th, from 10:00 AM to 1:00 PM. Guild members can sign up to attend on the SCCQG website. At this meeting, attendees can meet presenters who may speak at future meetings of our Guild.

Connie S. - 1st Vice President



COWBOY FESTIVAL

Thank you for those stunning quilts, placemats, potholders, and bags that were turned in last month for the Cowboy Festival. We know that more are coming in this month as well and we will be well-stocked with beautiful hand-crafted merchandise.

If you turn in a product (ready for sale) made with your own stash, please include a piece of paper with your name, the suggested price, and if it does not sell at the festival, what would be your preferred next steps (returned to you, donated to community service, or kept for another year)

For those of you who have signed up to work, you will be receiving an email from us with details closer to the event such as our exact location in Hart Park. Last year we were by the restored buildings which means you would enter the front entrance and turn left (south). However, we are not absolutely sure that will be our 2025 location. The ONE thing for sure is that you should either should be dropped off or be prepared to park at the shuttle parking lot on 13th street.

Wear comfortable shoes, sun protection and bring water. It can get hot but one never knows anymore about the weather. It is always fun and there is lots to see and do.

Marcia Dains and Barbara Schnepps
Co-Chairs

PROGRAMS – WHAT A JUDGE SEES

April's meeting, we welcome Linda Rasmussen a NACQJ Certified Judge (National Association of Certified Quilt Judge). She was also our judge at last year's SCVQG quilt show. She will Lecture on what a Judges see, which is something we could all use in our toolbox when making quilts for shows. Come join us for an informative meeting.





We will be taking Linda out to dinner at Stone Fire Grill (Cinema Drive) prior to our meeting at 4:45 pm. We would love the members to join us. It's a great time to socialize with other members too. (dinner is at your own cost).

Jerri Stoyanoff
Programs

COMMUNITY SERVICE

The community service workday at storage was very productive. The crew matched up 15 quilt tops with backs.

The next workday will be Saturday April 5th from 11:00 am to 1:00 pm, We will focus on members coming to storage to pick up a quilt top and backing fabric. I am asking for members to press and piece backing, press quilt top and binding. I will also request that the quilt top be measured including the additional 3 inches on each side that is needed to be added to the backing. Once measurements are noted on the quilt and returned to me, most likely at a guild meeting I will arrange to cut batting.

I delivered 5 quilts, 5 girl burp cloths and 5 boy burp cloths along with bibs to R I S E. Meghan was very excited and grateful! She said they clients love them, and they go fast. Please do not attach a tag or label to items you turn in for donation as we sew our guild label to our quilts etc.

Storage facility is Golden State Storage on Soledad Ave across from the bowling alley. Unit is J36. If you are coming, please call Dana at 818-642-3072 and she can get you the gate code.

Thanks for all our fellow guild members do!

Dana Montague
Community Service Chair

VA PROJECTS

Laura Hawkins is making more block kits to put out. The quilt for Huey at VA is being delivered Monday of next week.

Patti Voyles



GUIDE DOGS

Guide Dogs of America - Open house Saturday June 7th 10-3. Great opportunity to see what the program is about, information on how puppies raised, etc.

Patti Voyles

SENIOR CENTER

We received 24 completed placemats and 5 placemats that will need binding and 1 completed shawl. Thank you for your continuing support.

Congratulations to those that won a prize from our community service drawing. Remember you can receive tickets for the draw for any item you turn in to community service. That includes boutique items.

Lana K your prize from last month's meeting will be waiting for you at the community service table.

On a housekeeping note, PLEASE only use SCVQG labels on items you turn in for donations to be distributed by our guild. I have labels at the community service table for you to use. Placemats, pillowcases, VA vests, bibs, burp cloths, and receiving blankets Do not need a label.

Thank you again for your hard work
Happy sewing - Debbie A

HOSPITALITY

April snacks are **A through F**. If you bring your snack in a serving dish, please label it. Please also pick it up before leaving the meeting. We don't always know who brought which specific plate, bowl, or casserole dish. We would hate to just leave a member's heirloom dish at the church simply because we do not know who owns it. If you do forget to pick it up, then by having your name on it, we will return it at the following meeting or contact you directly.

Dolores & Kendra - Your Hospitality Team



WAYS AND MEANS

Congratulations to the lucky March winners!

#1 Layer Cake - Cats	Kris G.
#2 Layer Cake - Sweet 16	Kathy F.
#3 Layer Cake - Floral	Barbara A.
#4 Layer Cake - Spots	Darlene
#4 Layer Cake - Kaffe	Doryce

We have some fantastic packages coming up in April. A sewing caddy with lots of fabric and notions, two fat quarter bundles with additional fabric, an adorable Mickey Mouse package, and finally, a sweet jungle animal kit made with flannels that includes batting. We hope to see you at our Ways and Means table in April. We're looking forward to a great spring season while we sew with our friends.



-Laura H and Barbara S - Ways and Means Committee



UPCOMING WORKSHOPS

Programs 2025

1/9/25	Kena Dorsey- Lecture - Big, Bold, and Beautiful: Using African Prints in Quilts
1/18/25	Penny Lawrence- RRR- (All members invited) planning meeting for our guild and member involvement 9am-noon Sara's MPR
2/13/25	Tina Curran- Lecture - My Design Process- From Concept to Quilt
3/13/25	Kristie Naranjo- Lecture - Scrappy Applique'
4/10/25	Linda Rasmussen- Lecture -What a Judges See's
5/8/25	Karen Brow-Meier- (Java house Quilts) Lecture - The SMUGGLE Principles
5/10/25	Karen Brow-Meier- Workshop - Fancy Feathers -using the Middle-to-Middle Piecing Method
6/12/25	Community Service Night
7/10/25	SCVQG Auction
7/12/25	Patty Vergon- Workshop - Quilting Patty's Way
8/14/25	Craft Night- Jerri Stoyanoff and Carol Carter- Christmas ornament
9/11/25	Anne Sooner- Lecture - Family History Quilts with trunk show
10/9/25	Shelly Swanland- Lecture-Quilter's Journey
10/11/25	Workshop - Shelly Swanland - Use of Embellishments
11/13/25	Bring your First quilt {if you still have it} and your Last quilt you made - All Members
12/13/25	Holiday Party

The workshop board will be displayed at each guild meeting. Sign-ups for workshops will be in the notebook next to workshop board.

Jerri Stoyanoff and Carol Carter
Programs



UPCOMING EVENTS

Quilt Show "Mountain Magic"



Sat. May 17, 2025. 10am-5pm
Sun. May 18, 2025. 10am-3pm

*Vendors - Raffle Baskets
Opportunity Quilt Raffle*

Featured Quilter
Mary-Louise "Mel" Peters



Sierra Mountain Quilters Association
www.sierramountainquilters.org



Oakhurst Community Center
39800 Road 425B
Oakhurst, CA

From Fresno:
Go North on HWY 41 to Oakhurst, turn right on Road 426 at the traffic light, Turn Right on Road 425B to the address. Look for the Oakhurst Community Center sign on the right side of the road. Stay to the right as you go up the hill to the facility.

From Mariposa:
Go South on HWY 49 to Oakhurst, turn left at HWY 41 at the traffic light, turn right on Road 426 at the traffic light, turn right on Road 425B to the address. Look for the Oakhurst Community Center sign on the right side of the road. Stay to the right as you go up the hill to the facility.


MINI-GROUPS

<i>Name</i>	<i>Contact</i>	<i>Meeting Information</i>
Monday Mavens	Melissa Nilsen	Meets the 1 st Melissa's house – starting at 9am Space limited please RSVP to Melissa
	Doryce Fitzgerald	Meets the 3rd Monday at Doryce's house - starting at 9am Space limited please RSVP to Doryce
Stitch n' Chat	Carol Carter	Meets 4th Thursday of each month at Darlene's house Space limited, must RSVP to Carol. Time 9:30 – 12:30 We try to showcase a different Quilting technique at each meeting and then put those techniques to use in creating items for the Guild community service projects.
Quilters in the Park	Kendra Geiger	Every other Friday, Central Park on Bouquet Cyn near the restrooms closest to the dog park, Summer hours 9:15 – 11:30 Fall/Winter/Spring hours 11:15 – 1:30 weather permitting Everyone is welcome. Dates for 2025 – 4/4, 4/18, 5/2, 5/16, 5/30, 6/13, 6/27, 7/11, 7/25, 8/8, 8/22, 9/5, 9/19, 10/3, 10/17, 10/31, 11/14, 11/28, 12/12, 12/26
Saturday Sewing at Sara's	Sara Nelson	Meets the 3rd Saturday of the month, 10:00am – 2pm at Sara's Multi-Purpose Room. Must RSVP to Sara.

All groups are open and encourage new members. If you want to attend a meeting, we recommend calling the contact to ensure that nothing has changed since this listing.



2025 OPPORTUNITY QUILT – BEAUTY IN NEW YORK



The 2025 Opportunity Quilt “Midnight Beauty in New York” was revealed at last month’s meeting and it is definitely a Beauty. All members can come to the Opportunity Quilt table at this April’s meeting and pick up their tickets. Raising money for all our charitable endeavors is partly funded by the sale of our raffle tickets. The more tickets we sell the better it is for our charities. You can pick up an extra booklet of tickets and give them as a gift or sell them to a friend. So please join us by channeling your inner Girl Scout and let’s sell some tickets!

Tina Louise & TinaMarie
2025 Quilt Moms

2026 OPPORTUNITY QUILT

Please try to your return your Opportunity Quilt blocks at the April meeting.

Melissa Nilsen



WEBSITE

Use photo drop down to view photos.

Please review photos page 1 from our March meeting hosting Kristie Naranjo and Show and Share.

Use photo drop down Opportunity Quilt page 1

To view our 2025 opportunity quilt. New York Beauty in New York.

Carol Carter, Web Mistress

2025 SCVQG AUCTION JULY 10TH

It will soon be that time again...The Auction at our Thursday July 10, 2025, meeting!! We are up and running with some great donations for the auction already!! But we could still use your help. Remember all auction items need to be new, gently used or antique. Items can be quilted items, i.e. quilts, quilt tops, wall hangings, table runners, purses, quilt kits with instruction are great (note if not complete) fabric collections etc. We will also accept quilting tools that are new or gently used. Good working order sewing machine. Accuquilt machine and or dies in good working order.

If in doubt contact me, Joyce Wilkinson 661-753-7865. My committee and I will make the final decision. If you donate something that doesn't make it into the auction, we can return it to you or we donate it to the guild for community service etc.

Last year was a great success. All the proceeds went to better the guild and keep it running. The money also helps with programs and speakers.

Start putting money aside for our great event.

Looking forward to hearing from you and receiving more great donations.

Thank you,

Joyce Wilkinson

661-753-7865



TREASURER'S REPORT

Bank of America Checking February 2025

Beginning Balance 2/1/25 \$ 33,631.56

Deposits and Other Credits

Date				
14-Feb	DEP	Ways & Means	\$	223.00
14-Feb	DEP	Guest Fees	\$	45.00
14-Feb	DEP	Membership/OP Tix	\$	1,216.00
18-Feb	DEP	Membership/OP Tix - Square	\$	150.67

Total Credits \$ 1,634.67

Withdrawals and Other Debits

Date	Check #	Payee		
5-Feb	3079	Void	\$	-
5-Feb	3080	Tina Curran	\$	585.00
10-Feb	3081	USPS	\$	234.00

Total Debits \$ 819.00

Ending Balance on 2/28/25 \$ 34,447.23

Darlene Stump,
Treasurer



MEMBERSHIP REPORT

We have a total of 85 members to date.

Pease Welcome Marsha Gilpin, Claire Miller, Carolyn Moore, Lynn Morrisette and Linda Zech as our latest members.

When you bring a guest to the meetings, please remind them it will be a \$5.00 fee, if we are having a speaker. You may pay the fee yourself, if you wish.

If you know anyone who would like to join, please bring them to one of our meetings. I think they would enjoy it. We have a great year and lots of fun to come.

We will be taking cash, check and credit card. When you are renewing and have special request such as no pictures or no last name, please note it on your form. There is a \$16 postage fee if you receive the newsletter in the mail.

New forms are on the website, and we will have some printed out at the meeting.

If you need to order a name tag, please see Sara Nelson at the membership table. The name tags will be handled differently. You will have to pay for the name tag separately, cash is the only way. No credit card for this item.

Membership Chair, Sara-Anne Nelson

Happy Birthday to our April Ladies:



Apr 11 - Margie Pinkers
Apr 11 – Kathy Mihalick
Apr 22 – Darlene Stump
Apr 22 – Kathy Butler
Apr 28 – Kathleen Dolan
Apr 28 – Kristeen Dolan





BLOCK OF THE MONTH

Block of the Month: I will have a new pattern for those interested in doing month to month blocks.

Mystery Clue 3:

This clue has three different blocks. Block A is similar to a block you have already completed with a small change.

Block B and C are super easy. Yay!

Helpful Hints:

- *Starch your fabric.

- *Do not cut all the fabric for that clue at once. Cut your fabric for Block A, and then make the block. Then do the same thing for Block B, and then Block C.

- *Put a line down the column for the 12" block (assuming you are making the 9" block), and cross off anything related to the 12" cuts.

- *When you print out the instructions, write your fabric choices on the blocks. This has been helping some of us with the visualization of the blocks.

Please do not hesitate to email, text, or call me if you have any questions.

Thank you!

Claire



Beyond Blessed
© Debi Montgomery
Clue 3

This clue brings us three more block styles. Block A is very similar to the one we assembled in Clue 2, just one unit in it is different, but changes the entire design!! Blocks B and C are more EASY blocks with only HSTs, squares, and rectangle units. This clue is super easy! Let's just jump in and cut and assemble these. Block A charts are VERY similar to their sister blocks in Clue 2, watch the ACCENT and FOCUS. We have already cut the FOURTH!

Block A: TWO of these blocks similar to Clue 2 Block A units

ACCENT	9" blocks	12" blocks
5" WOF strips	Scraps and 1	
Sub-cut to 5" squares	2	
AND 3-1/8" squares	8	
AND 2-3/4" squares	4	
6-1/2" WOF strips		Scraps and 1
Sub-cut to 6-1/2" squares		2
AND 3-7/8" squares		8
AND 3-1/2" squares		4
BOLD/STATEMENT	9" blocks	12" blocks
5-3/8" WOF strips	1	
Sub-cut to 5-3/8" squares	2	
Cut squares on ONE diagonal for triangles	4	
Using scraps cut 3-1/8" squares	1	
6-7/8" WOF strips		1
Sub-cut to 6-7/8" squares		2
Cut squares on ONE diagonal for triangles		4
Using scraps cut 3-7/8" squares		1



This block is assembled EXACTLY like Clue 2 Block A with one little tweak. We will replace the BOLD square in the corner with a BOLD/ACCENT HST unit, which we assemble just like we did the FOURTH fabric in clue 2. Here is our deconstructed block:

Once complete, you should have TWO of these, pressed and trimmed to 9-1/2" or 12-1/2". The smaller squares should measure 5" or 6-1/2" each.



Block B: four of these easy ones

BACKGROUND	9" blocks	12" blocks
3-7/8" WOF strips	1	
Sub-cut to 3-7/8" squares	4	
AND 3-1/2" squares	4	
4-7/8" WOF strips		1
Sub-cut to 4-7/8" squares		4
AND 4-1/2" squares		4
ACCENT	9" blocks	12" blocks
3-7/8" WOF strips	1	
Sub-cut to 3-7/8" squares	4	
3-1/2" WOF strips	1	
Sub-cut to 3-1/2" x 9-1/2" units	4	
4-7/8" WOF strips		1
Sub-cut to 4-7/8" squares		4
4-1/2" WOF strips		Scraps + 1
Sub-cut to 4-1/2" x 12-1/2" units		4



BOLD/STATEMENT	9" blocks	12" blocks
3-1/2" WOF strips	1	
Sub-cut to 3-1/2" x 9-1/2" units	4	
4-1/2" WOF strips		Scraps + 1
Sub-cut to 4-1/2" x 12-1/2" units		4

Let's grab our largest BACKGROUND and ACCENT squares and create some HST units. Once assembled, press toward the darker fabric and trim to 3-1/2" or 4-1/2".


That's the hard part done! Let's assemble some "strips".



You should have enough to complete four of these.

These should be pressed in the most flat way for you, but a hint would be to press these the opposite way you did the Clue 2 blocks that are similar.

You will have four of these 9-1/2" or 12-1/2" blocks.





Block C: easiest yet, and we only need TWO

ACCENT	9" blocks	12" blocks
3-1/2" WOF strips	1	
Sub-cut to 3-1/2" squares	2	
AND 3-1/2" x 6-1/2" units	2	
AND 3-1/2" x 9-1/2" units	2	
4-1/2" WOF strips		2
Sub-cut to 4-1/2" squares		2
AND 4-1/2" x 8-1/2" units		2
AND 4-1/2" x 12-1/2" units		2
BOLD/STATEMENT	9" blocks	12" blocks
3-1/2" WOF strips	1	
Sub-cut to 3-1/2" squares	2	
Cut 3-1/2" x 6-1/2" units	2	
4-1/2" WOF strips		1
Sub-cut to 4-1/2" squares		2
Cut 4-1/2" x 8-1/2" units		2



EASY!

Deconstructed



Complete



These two blocks should be pressed flat and now measure 9-1/2" or 12-1/2".



SCVQG

Publisher: Mary Moonitz

Volume 36 - Issue 04

April 2025


OUR BUSINESS AFFILIATES


Quiltn' for You!
Quilting your memories
Fine Custom Longarm Quilting
Joyce Wilkinson
24450 Cross St 661-753-7865 C
Newhall, Ca 91390 quiltnforyou@gmail.com


<http://all-things-quilting.square.site> Lori Brothers
661-644-0855

**All Things
QUILTING**
Beautiful things come together one stitch at a time

Long Arm Services • Classes • Fabric Sales


CREATIVE THREADWORKS
CREATING MEMORIES ONE STITCH AT A TIME

 **BRANDY POMEROY**
OWNER
661.645.4781
CTHREADWORKS@GMAIL.COM

 • CUSTOM EMBROIDERY
• MEMORY QUILTS
• CUSTOM QUILTS
• LONGARM QUILTING SERVICES


**RYE CANYON
Supply Co.**
EST. 2018

Rye Canyon Supply Co.
28150 Avenue Crocker, # 207
Valencia, Ca 91355
Ph: 562-807-5642
Email: ryecanyonsupplyco@gmail.com
 [ryecanyonsupplyco](https://www.instagram.com/ryecanyonsupplyco)

Fabric • Trims • Leather
Hardware • Vintage

Buy • Resale salvage garment
& accessories supplies

Sewing Machine Warehouse & kneedle.com

16214 Nordhoff Street, North Hills, California 91343 **Call 818-332-7777**

Los Angeles Times
READERS' CHOICE
Best of Southern California
WINNER

We did it again
READERS' CHOICE
BEST
2024 • 2018

We Love you, too!

Karen Roberts, AAMS®
Financial Advisor

Edward Jones
MAKING SENSE OF INVESTING

23422 1/2 Lyons Avenue
(Lyons Station at Apple Street)
Santa Clarita, CA 91321
Bus. 661-288-2120 TF. 888-288-2221
Fax 888-826-3911
www.edwardjones.com
California Insurance License OC24309

 **QUILTOPOLIS**
LONG ARM QUILTING SERVICES

Christina DeChellis
(661) 414-2038
corem1214@yahoo.com  [@quiltopolis](https://www.instagram.com/quiltopolis)

www.christinasartworld.com



Things to Remember:

- ❖ Wear your name tag
- ❖ Sign-in sheet at the door
- ❖ Reach out to Guests and New Members
- ❖ A thru F please bring treats

This Month's Meeting Calendar:

- ❖ **General Meeting: Thursday, April 10th**
Meeting starts at 6:50pm
at Santa Clarita United Methodist Church
26440 Bouquet Canyon Rd, Saugus, CA
- ❖ **Business Meeting: Thursday, April 17th**
meeting starts at 6:30pm at Penny Kendall-
Lawrence's residence.



Santa Clarita Valley Quilt Guild
P.O. Box 802863
Santa Clarita, CA 91380-2863

www.scvquiltguild.org



FIRST CLASS MAIL