



SANTA CLARITA VALLEY QUILT GUILD

*Volume 36 – Issue 05
May 2025*

Our mission is to stimulate an interest in quilts, to promote and advance the art of quilt making, to conduct educational programs and services in the design techniques and preservation of quilts and quilt making; and to promote quilting in philanthropic endeavors.

PRESIDENT'S MESSAGE FOR MAY

This year is moving fast. The Cowboy Festival was a great success. I want to thank Marcia D. and Barbara S. and their volunteers who participated in making the Cowboy Festival a blockbuster event. Marcia D. is already visualizing next year's booth with maximum exposure for our boutique items.

Coming up in July, is our Auction and Fabric Sale. Start saving your excess cash, there will be items you will want to bid on or buy. Fabric will be sold at \$4 a pound.

In the coming months we will have speakers and demos for members that want to learn how to quilt, but don't know where to start. Plus, we will learn some new quilting techniques.

See you at our May Meeting!

Penny Kendall-Lawrence

COWBOY FESTIVAL

Cowboy Round Up!

Barbara and I are so happy to share the results of the Cowboy Festival and thank all of you for your support. This is one of the best results ever. Quilts were definitely top sellers with the Famous Cowboy Chickens not far behind. Of course, the microwave bowls, dog accessories, potholders, wall hanging and table runners rounded out the list of sales.

There were many ooo's and aaa's when seeing the Opportunity Quilt and the amazing quilting throughout. Dana M remains one of the best promoters and salespeople when it comes to selling OQ tickets. Few leave her conversation without buying tickets!!! The two Tinas really were stellar Quilt Moms



Thanks specifically to those who helped transport, set up, sell, and take down the display: Carol and Nick Carter, Melissa and Erik Nilsen, Joann L, Kim D, Jeri B, Vickie R, Patty V, Janell C, Barbara M, Dana M, Tina L. S, Tina M.S, Darlene S, Laura H, Lorraine Q, Sarah C, Linda T, Debra K, Donna W, Karen J, Susie R, Doryce F and Debbie A.. Luckily the weather was cooler this year and our booth was on the opposite side of the road so NO afternoon sun. Small blessings for sure.

We had over 25 quilts turned in this year for the sale and they were beautiful, varied and people loved them!!! Those that did not find loving homes this year will be returned to the maker, put into the July Quilt Auction or kept for the 2026 Cowboy Festival depending on what the creator preferred (if made with their own fabric).

Total profit after expenses and taxes = \$2,731.26

For exact breakdown please refer to the email blast which was sent out shortly after the Cowboy Festival.

Thank you for all your support and all that you do.

Marcia and Barbara

Marcia Dains and Barbara Schnepps

Co-Chairs



PROGRAMS – THE SMUGGLE PRINCIPLES

May's meeting, we welcome Karen Brow-Meier of Java House Quilts. She will lecture on the SMUGGLE Principles – Seven elements which make a quilt "sing!"
Come join us at the meeting to find out what they are.



We will be taking Karen out to dinner at Stone Fire Grill (Cinema Drive) prior to our meeting at 4:45 pm. We would love the members to join us. It's a great time to socialize with other members too. (dinner is at your own cost).

Karen will also be teaching a workshop for us on Saturday May 10th called Fancy Feathers where we will learn the middle-to-middle piecing technique. The cost is \$40 and there are still some seats available but the window to sign up is closing on April 30th.

Fancy Feathers

Table Topper Size: 44" x 12
(Using the Middle to Middle Piecing Method)

A workshop with Karen Brow-Meier
Java House Quilts



Fancy Feathers

Table Topper 20" square
(Using the Middle to Middle Piecing Method)

A workshop with Karen Brow-Meier
Java House Quilts



Jerri Stoyanoff
Programs



COMMUNITY SERVICE

Family Promise, one of the organizations here in the Santa Clarita Valley, has completed the new lodging on Newhall Ave. We support them through our donations of quilts, pillowcases and occasionally toiletries. Family Promise has been serving families for the past fifteen years. They offer a hand up, not a handout. Assistance ranges from emergency housing to helping meet the rent or mortgage payment. Each family receives monthly case management to coach them on matters such as applying for work, paying down debt and monthly budgeting. I delivered three adult male quilts, three adult female quilts five female girl quilts along with pillowcases and a baby boy quilt, receiving blanket two bibs and 2 burp cloths this week. Thanks to all of you who donate your time, skills and materials we were able to brighten quite a few people!

Dana Montague
Community Service Chair

VA PROJECTS



In May, Patty Vergon and I will be taking the current "stash" of completed quilts of all sizes, any clothing protectors (vests) or other items to Cal Vet. We haven't set a date yet; however, it will be after the meeting on May 8th. Bring any completed projects to the Community Service table! Be sure to get your tickets for the drawing from the ladies sitting to my left (your right). We want to give you chance in the drawings to a say thank you for all the hard work you put in to make the quilts and other items for the vets. Remember to bring in completed, in process items like blocks, kits, quilting or binding; and check out the items that we have available if you are willing to move things further in the process.

Patti Voyles



GUIDE DOGS

Guide Dogs of America - Open house is Saturday June 7th 10-3. It is a great opportunity to see what the program is about, information on how puppies are raised, etc.
See Flyer below for info.

 **Guide Dogs of America** |  **Tender Loving Canines**

March 15, 2025

GDA|TLC OPEN HOUSE – JUNE 7, 2025

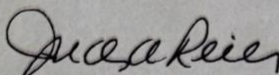
Guide Dogs of America|Tender Loving Canines provides guide dogs, free of charge, to visually impaired people as well as service dogs to Veterans with PTSD and mobility issues and children with autism. Fund-raisers such as our Open House are essential to help continue our mission.

We sent you a letter in mid-February requesting a donation. Since we have not heard back, I am taking the liberty of contacting you once again. The response to our first mailing has not been very strong and our donations so far are lower than expected, so your generous contribution is even more urgently needed.

Your support can take any form that is good for you: if you are a business owner, gift certificates to your establishment would be lovely. If you are an individual, we can use gift cards, merchandise, tickets to sporting events, resort stays, and of course, cash donations which we will use to purchase needed items. We also have a wish list on Amazon:
https://www.amazon.com/hz/wishlist/ls/2RR5GVPJ1I7Z7/ref=nav_wishlist_lists_2

Thank you in advance for your support. Please feel free to call us with any questions you may have.

Thank you in advance for your support.



Judy A. Reilly
Silent Auction Committee
818 833-6437
jareilly@guidedogsofamerica.org

P.S. A receipt will be sent for your gift. 501(c)(3) information will be gladly furnished upon request. International Guiding Eyes, Inc. DBA Guide Dogs of America. EIN: 95-1586088

Patti Voyles



SENIOR CENTER

Last month 29 completed placemats were turned in and 12 that will need binding as well as 3 completed lap quilts and 1 shawl. Congratulations to the 3 winners of the community service drawing Jenell C. Judy J. And Barbara M.

Thanks for all your hard work and keep on quilting

Debbie A

HOSPITALITY

April snacks are **G through Q**. If you bring your snack in a serving dish, please label it. Please also pick it up before leaving the meeting. We don't always know who brought which specific plate, bowl, or casserole dish. We would hate to just leave a member's heirloom dish at the church simply because we do not know who owns it. If you do forget to pick it up, then by having your name on it, we will return it at the following meeting or contact you directly.

Dolores & Kendra
Your Hospitality Team



WAYS AND MEANS

Congratulations to the April Ways and Means winners!

#1 Tote-ally Stitchy	Susie R.
#2 Dazzling	Rhea F.
#3 Sew with Mickey	Lorraine Q.
#4 Icy Winter Morning	Marcia D.
#5 Sweet Safari	Vickie R.

At the May meeting, Ways and Means is happy for you to see 5 great new packages!
We have 3 packages that include a fantastic fat quarter, bundle of tools, batiks, or garden greeters. The bundle with tools is perfect for that handy person you know. We also have a sweet Winnie the Pooh flannel set. Finally, if you like Laurel Burch prints, we have a cute Laurel Burch feline bag with companion fabrics.

Tickets are 6 for \$5, or 12 for \$10...



-Laura H and Barbara S
Ways and Means Committee



UPCOMING WORKSHOPS

Programs 2025

1/9/25	Kena Dorsey- Lecture - Big, Bold, and Beautiful: Using African Prints in Quilts
1/18/25	Penny Lawrence- RRR- (All members invited) planning meeting for our guild and member involvement 9am-noon Sara's MPR
2/13/25	Tina Curran- Lecture - My Design Process- From Concept to Quilt
3/13/25	Kristie Naranjo- Lecture - Scrappy Applique'
4/10/25	Linda Rasmussen- Lecture -What a Judges See's
5/8/25	Karen Brow-Meier- (Java house Quilts) Lecture - The SMUGGLE Principles
5/10/25	Karen Brow-Meier- Workshop - Fancy Feathers -using the Middle-to-Middle Piecing Method
6/12/25	Community Service Night
7/10/25	SCVQG Auction / Fabric Sale
7/12/25	Patty Vergon- Workshop - Quilting Patty's Way
8/14/25	Craft Night- Jerri Stoyanoff and Carol Carter- Christmas ornament
9/11/25	Anne Sooner- Lecture - Family History Quilts with trunk show
10/9/25	Shelly Swanland- Lecture-Quilter's Journey
10/11/25	Workshop - Shelly Swanland - Use of Embellishments
11/13/25	Bring your First quilt {if you still have it} and your Last quilt you made - All Members
12/13/25	Holiday Party

The workshop board will be displayed at each guild meeting. Sign-ups for workshops will be in the notebook next to workshop board.

Jerri Stoyanoff and Carol Carter
Programs



UPCOMING EVENTS

Quilt Show

"Mountain Magic"



Sat. May 17, 2025. 10am-5pm
Sun. May 18, 2025. 10am-3pm

Vendors - Raffle Baskets
Opportunity Quilt Raffle

Featured Quilter
Mary-Louise "Mel" Peters



Sierra Mountain Quilters Association
www.sierramountainquilters.org



Oakhurst Community Center
39500 Road 425B
Oakhurst, CA

From Fresno:
Go North on HWY 41 to Oakhurst, turn right on Road 425 at the traffic light. Turn right on Road 425B to the address. Look for the Oakhurst Community Center sign on the right side of the road. Stay to the right as you go up the hill to the facility.

From Mariposa:
Go South on HWY 49 to Oakhurst, turn left at HWY 41 at the traffic light, turn right on Road 425 at the traffic light, turn right on Road 425B to the address. Look for the Oakhurst Community Center sign on the right side of the road. Stay to the right as you go up the hill to the facility.

MINI-GROUPS

Name	Contact	Meeting Information
Monday Mavens	Melissa Nilsen	Meets the 1 st Melissa's house – starting at 9am Space limited please RSVP to Melissa
	Doryce Fitzgerald	Meets the 3rd Monday at Doryce's house - starting at 9am Space limited please RSVP to Doryce
Stitch n' Chat	Carol Carter	Meets 4th Thursday of each month at Darlene's house Space limited, must RSVP to Carol. Time 9:30 – 12:30 We try to showcase a different Quilting technique at each meeting and then put those techniques to use in creating items for the Guild community service projects.
Quilters in the Park	Kendra Geiger	Every other Friday, Central Park on Bouquet Cyn near the restrooms closest to the dog park, Summer hours 9:15 – 11:30 Fall/Winter/Spring hours 11:15 – 1:30 weather permitting Everyone is welcome. Dates for 2025 – 4/4, 4/18, 5/2, 5/16, 5/30, 6/13, 6/27, 7/11, 7/25, 8/8, 8/22, 9/5, 9/19, 10/3, 10/17, 10/31, 11/14, 11/28, 12/12, 12/26
Saturday Sewing at Sara's	Sara Nelson	Meets the 3rd Saturday of the month, 10:00am – 2pm at Sara's Multi-Purpose Room. Must RSVP to Sara.

All groups are open and encourage new members. If you want to attend a meeting, we recommend calling the contact to ensure that nothing has changed since this listing.



2025 OPPORTUNITY QUILT – BEAUTY IN NEW YORK



Thank you to all who helped sell opportunity tickets at the Cowboy Festival your efforts were greatly appreciated. We are also adding a little incentive for all members. Any member who sells an additional booklet of tickets will be entered into a drawing. The drawing prize is under wraps for now but will be announced at the May meeting. Once again, your quilt Mom's will be setting up a table at the May meeting to hand out your opportunity tickets. Please stop by to say hello and pick up your tickets.

Tina and TinaMarie
2025 Quilt Moms

WEBSITE

To view photos from April's speaker and show and share. Use photo drop down and open page 1.

Carol Carter
Web Mistress



2025 SCVQG AUCTION JULY 10TH

Just a teaser of auction items



It soon will be that time again...The Auction and Fabric Sale at our Thursday July 10, 2025, meeting!! We are up and running with some great donations for the auction already!! But we could still use your help. All auction items need to be new, gently used or antique. Items can be quilts, quilt tops, wall hangings, table runners, purses, quilt kits with instructions (note if not complete), and fabric collections. We will also accept quilting tools that are new or gently used. Sewing machine, Accuquilt machine and or dies in good working order will be accepted.

If in doubt contact me, Joyce Wilkinson 661-753-7865. My committee and I will make the final decision. If you donate something that doesn't make it into the auction, we can return it to you or donate it to the guild for community service.

Last year was a great success. All the proceeds go to the guild to help pay for programs and speakers.

For the Fabric Sale... Due to many donations and the fact we had a quilt show instead of a fabric sale last year, all the fabric and notions will come from donated items. All fabric will be sold by the pound (\$4 per pound) Good news -members will NOT need to bring any of their treasures. More details will follow in the coming months.



This event is open to the public and will be advertised. But we learned from the Quilt Show that the most effective advertising is when members invite friends and relatives. Please spread the word- July 10th, 6 pm at the Methodist Church where the Guild normally meets.

Start putting money aside for our great event.

Looking forward to hearing from you and receiving more great auction donations.

Joyce Wilkinson and Marcia Dains.

TREASURER'S REPORT

Bank of America Checking March 2025

Beginning Balance 3/1/25 \$ 34,447.23

Deposits and Other Credits

3/14/2025	DEP	Ways & Means	\$	237.00
3/14/2025	DEP	Membership/OP Tix/Guest Fees	\$	1,025.00
3/31/2025	DEP	Workshops	\$	165.00
3/31/2025	DEP	Community Service	\$	85.95
3/31/2025	DEP	Membership	\$	70.00

Total Debits 1,582.95

Withdrawals and Other Debits

Date				
3/4/2025	3082	Patty Vergon	\$	43.76
3/4/2025	3083	Gabrielle Leko	\$	195.53
3/4/2025	3084	Tina Sammartano	\$	239.95
3/4/2025	3085	Kristie Naranjo	\$	451.50
3/6/2024		Fee Bank of America - Check Reorder	\$	32.57
3/19/2025	3086	Lori Brothers	\$	320.00
3/19/2025	3087	**VOID**	\$	-
3/19/2025	3088	Dana Montague	\$	19.29
3/19/2025	3089	Dana Montague	\$	206.97
3/19/2025	3090	Sherryl Zurek	\$	240.00
3/20/2025	3091	Patti Voyles	\$	245.50

Total Credits \$ 1,995.07

Ending Balance on 3/31/25 34,035.11

Darlene Stump,
Treasurer



MEMBERSHIP REPORT

We have a total of 94 members to date.

Pease Welcome Janet Lau, Bonita Krall, Susan Reynolds, and Helen Lopez as our latest members.

When you bring a guest to the meetings, please remind them it will be a \$5.00 fee, if we are having a speaker. You may pay the fee yourself, if you wish.

If you know anyone who would like to join, please bring them to one of our meetings. I think they would enjoy it. We have a great year and lots of fun to come.

We will be taking cash, check and credit card. When you are renewing and have special request such as no pictures or no last name, please note it on your form. If you want to receive the newsletter by mail, you must pay \$16.00.

New forms are on the website, and we will have some printed out at the meeting.

If you need to order a name tag, please see Sara Nelson at the membership table. The name tags will be handled differently. You will have to pay for the name tag separately, cash is the only way. No credit card for this item.

Membership Chair, Sara-Anne Nelson

Happy Birthday to our May Ladies:



May 5 – Connie Sitar
May 5 – Janice Lau
May 10 – Lori Brothers
May 10 – Becky Stone
May 21 – Debbie Ackerman
May 21- Denise Rafilato
May 23 – Sheila Kutka





BLOCK OF THE MONTH

For those of you that picked up kits, I am hoping you are enjoying seeing what you can do with a pinwheel. I still have more kits available. All blocks will be due at the June meeting.

For my Mystery Quilt quilters, here is clue 4. We have 1 more clue and then the final assembly. Thank you for sticking with me, I know this has not been easy, but I appreciate all of your input and you not giving up. I have learned so much with this project (and none of it related to the quilt).

Block A: We made this block already. Just in case, you tossed your instructions, here it is in detail again. Start with your $4\frac{1}{4}'' \times 4\frac{1}{4}''$ squares, 2 BOLD and 2 BACKGROUND. Draw one diagonal on the lighter colored fabric. Sew down both sides of the diagonal. Press. Cut the unmarked diagonal side first (this makes it easier, in case the fabric moves). Then cut down the marked diagonal side. Take 2 BOLD and 2 BACKGROUND $3\frac{7}{8}'' \times 3\frac{7}{8}''$ squares and cut on the diagonal. Match these triangles to the units you just made. Pay attention to fabric placement in directions. ***Very helpful to write your colors on the pictures. Make 8 half square triangles using your $3\frac{7}{8}'' \times 3\frac{7}{8}''$ BOLD and BACKGROUND squares. Trim to $3\frac{1}{2}'' \times 3\frac{1}{2}''$. Now sew them together, as shown in instructions, to make Block A.

Block B
YAY easy block. PAY ATTENTION TO FABRICS.

Feel free to call, email, text me if you need help.

Thank you!
Claire Reeves



Beyond Blessed
© Debi Montgomery
Clue 4

Three blocks again for this clue, but we need four of one, six of one, and two of the other. All blocks are easy with HSTs and squares so let's cut and assemble these twelve blocks! Remember your blocks need to measure 9-1/2" OR 12-1/2" once complete.

Block A: four of these

BACKGROUND	9" blocks	12" blocks
<i>4-1/4" WOF strips</i>	<i>Scraps</i>	
<i>Sub-cut to 4-1/4" squares</i>	<i>2</i>	
<i>3-7/8" WOF strips</i>	<i>Scraps + 1</i>	
<i>Sub-cut to 3-7/8" squares</i>	<i>10</i>	
<i>3-1/2" WOF strips</i>	<i>Scraps or 1</i>	
<i>Sub-cut to 3-1/2" squares</i>	<i>12</i>	
<i>5-1/4" WOF strips</i>		<i>Scraps</i>
<i>Sub-cut to 5-1/4" squares</i>		<i>2</i>
<i>4-7/8" WOF strips</i>		<i>Scraps + 1</i>
<i>Sub-cut to 4-7/8" squares</i>		<i>10</i>
<i>4-1/2" WOF strips</i>		<i>1-2</i>
<i>Sub-cut to 4-1/2" squares</i>		<i>12</i>

BOLD/STATEMENT	9" blocks	12" blocks
<i>4-1/4" WOF strips</i>	<i>Scraps</i>	
<i>Sub-cut to 4-1/4" squares</i>	<i>2</i>	



BOLD/STATEMENT	<i>9" blocks</i>	<i>12" blocks</i>
<i>3-7/8" WOF strips</i>	<i>Scraps + 1</i>	
<i>Sub-cut to 3-7/8" squares</i>	<i>10</i>	
<i>5-1/4" WOF strips</i>		<i>Scraps</i>
<i>Sub-cut to 5-1/4" squares</i>		<i>2</i>
<i>4-7/8" WOF strips</i>		<i>Scraps + 1</i>
<i>Sub-cut to 4-7/8" squares</i>		<i>10</i>

Remember how we created those 2-fabric triangles in Clue 2? We are doing it again! We need four of these each colour way, which means we don't have to worry about placement of our BOLD fabric.

We will need to cut TWO of our BACKGROUND and TWO of our BOLD 3-7/8" or 4-7/8" on one diagonal to get those solid triangles.

These should be pressed toward the solid triangle and trimmed to 3-1/2" or 4-1/2" now.

We will create HST with our BACKGROUND and BOLD (3-7/8" or 4-7/8" squares) remaining squares as we did before.

Time to lay out and assemble. You should have enough to complete four of these beauties.





Block B: six one colour-way and two the opposite, similar to Clue 3 Block C units. We are cutting everything for both colour-ways in these charts.

BACKGROUND	9" blocks	12" blocks
3-1/2" WOF strips	3-4	
Sub-cut to 3-1/2" squares	2	
AND 3-1/2" x 6-1/2" units	6	
AND 3-1/2" x 9-1/2" units	6	
4-1/2" WOF strips		5-6
Sub-cut to 4-1/2" squares		2
AND 4-1/2" x 8-1/2" units		6
AND 4-1/2" x 12-1/2" units		6
ACCENT	9" blocks	12" blocks
3-1/2" WOF strips	2-3	
Sub-cut to 3-1/2" squares	6	
AND 3-1/2" x 6-1/2" units	2	
AND 3-1/2" x 9-1/2" units	2	
4-1/2" WOF strips		2-3
Sub-cut to 4-1/2" squares		6
AND 4-1/2" x 8-1/2" units		2
AND 4-1/2" x 12-1/2" units		2
BOLD/STATEMENT	9" blocks	12" blocks
3-1/2" WOF strips	2-3	
Sub-cut to 3-1/2" squares	8	
Cut 3-1/2" x 6-1/2" units	8	
4-1/2" WOF strips		3
Sub-cut to 4-1/2" squares		8
Cut 4-1/2" x 8-1/2" units		8



TWO of these:



SIX of these:



These should be pressed flat and measure 9-1/2" or 12-1/2" now.

EASY! And that's it for Clue 4!



OUR BUSINESS AFFILIATES

Quiltn' for You!
Quilting your memories
Fine Custom Longarm Quilting
Joyce Wilkinson
24450 Cross St 661-753-7865 C
Newhall, Ca 91390 quiltnforyou@gmail.com

<http://all-things-quilting.square.site> Lori Brothers
661-644-0855

**All Things
QUILTING**
Beautiful things come together. One stitch at a time.

Long Arm Services • Classes • Fabric Sales


CREATIVE THREADWORKS
CREATING MEMORIES ONE STITCH AT A TIME


BRANDY POMEROY
OWNER
661.645.4781
CTHREADWORKS@GMAIL.COM


• CUSTOM EMBROIDERY
• MEMORY QUILTS
• CUSTOM QUILTS
• LONGARM QUILTING SERVICES


**RYE CANYON
Supply Co.**
EST. 2008

Rye Canyon Supply Co.
28150 Avenue Crocker, # 207
Valencia, Ca 91355
Ph: 562-607-5642
Email: ryecanyonsupplyco@gmail.com
 [ryecanyonsupplyco](https://www.instagram.com/ryecanyonsupplyco)

Fabric • Trims • Leather
Hardware • Vintage

Buy • Resale salvage garment
& accessories supplies

Sewing Machine Warehouse & kneedle.com

16214 Nordhoff Street, North Hills, California 91343 **Call 818-332-7777**

Los Angeles Times
**READERS
CHOICE**
Best of Southern California
WINNER

We did it again
**READERS
BEST
CHOICE**
2014 - 2016

We Love you, too!

Karen Roberts, AAMS®
Financial Advisor

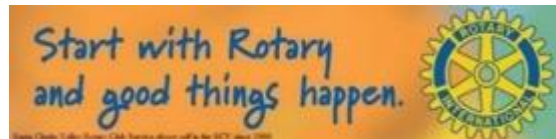
Edward Jones
MAKING SENSE OF INVESTING

23422 1/2 Lyons Avenue
(Lyons Station at Apple Street)
Santa Clarita, CA 91321
Bus. 661-288-2120 TF. 888-288-2221
Fax 888-826-3911
www.edwardjones.com
California Insurance License OC24309


QUILTOLIS
LONG ARM QUILTING SERVICES

Christina DeChellis
(661) 414-2038
corem1214@yahoo.com  [@quiltopolis](https://www.instagram.com/quiltopolis)

www.christinasartworld.com



Things to Remember:

- ❖ Wear your name tag
- ❖ Sign-in sheet at the door
- ❖ Reach out to Guests and New Members
- ❖ **G thru Q** please bring treats

This Month's Meeting Calendar:

- ❖ General Meeting: Thursday, **April 8th**
Meeting starts at 6:50pm
at Santa Clarita United Methodist Church
26440 Bouquet Canyon Rd, Saugus, CA
- ❖ Business Meeting: Thursday, **April 15th**
meeting starts at 6:30pm at Penny Kendall-
Lawrence's residence.



Santa Clarita Valley Quilt Guild
P.O. Box 802863
Santa Clarita, CA 91380-2863

www.scvquiltguild.org



FIRST CLASS MAIL