

LumiQuick Diagnostics, Inc. is the exclusive importer and distributor of the Boson Rapid SARS-CoV-2 Antigen Test Card in the U.S. market



COVID-19
Antigen Nasal Home Test

BOSON™

RAPID SARS-CoV-2 ANTIGEN TEST

FDA-EUA Authorized (EUA220120) The BOSON™ Rapid SARS-CoV-2 Antigen Test Card is a lateral flow immunoassay intended for the qualitative detection of nucleocapsid protein antigen from SARS-CoV-2.



Contents of each test kit:

- Sterilized swab
- Pre-filled buffer
- Tube holder (On exterior box for 1&2 test kits)
- Test card in sealed pouch
- Instructions for Use (not pictured)

Convenient. Efficient. Reliable.

Capacity

Daily production capacity of up to 10 million tests per day and still expanding.

Packaging

Test kit is available in the following sizes:

- 1 Test • 2 Tests • 4 Tests • 5 tests
- 8 Tests • 10 Tests • 20 Tests • 40 tests

Specifications

- Sample type: nasal swab
- Time to result: 15 minutes

Maximum Expiration

Well stocked warehouses along with made-to-order capabilities means tests delivered with the latest expiration dates.

Easy to read results in 15 minutes

Interpretation of Results



Positive Negative Invalid

Contact: Sales@LumiQuick.com

LumiQuick Diagnostics, Inc
2946 Scott Blvd., Santa Clara, CA 95054
www.lumiquick.com

FOR U.S. SALES ONLY

LumiQuick Diagnostics, Inc. is the exclusive importer and distributor of the Boson Rapid SARS-CoV-2 Antigen Test Card in the U.S. market.

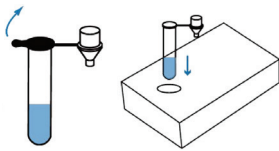


BOSON™

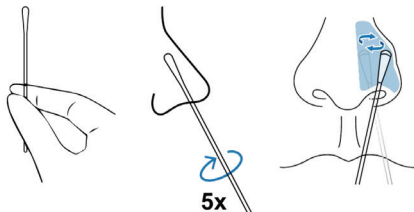
RAPID SARS-CoV-2 ANTIGEN TEST



Test Procedures



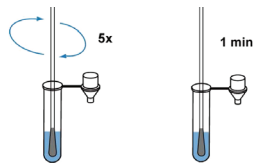
When you are ready to perform the test, remove the seal from the buffer tube and place the tube in the tube holder.



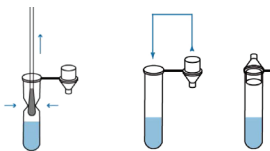
Peel open the swab packaging and gently take out the swab. Holding the stick end of the swab, gently insert the entire absorbent tip of the swab into the nostril no more than 1/2 to 3/4 inch. There is no need to go deeper.

Slowly rotate the swab in a circular motion 5 times by firmly pressing against the inside walls of the nostril for a total of 15 seconds. Do not just spin the swab.

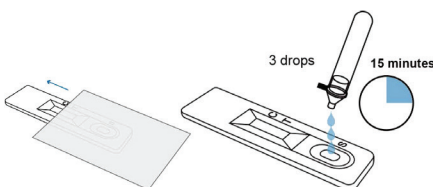
Gently remove the swab and repeat in the other nostril using the same swab.



Place swab into buffer tube. Rotate swab 5 times. Set a timer and leave swab in buffer tube for 1 minute.



Pinch buffer tube with fingers and remove the solution from swab as much as possible. Press the cap onto the buffer tube until it is secure.



Open the pouch and remove the test cassette. Place the cassette on a flat and level surface. Invert the buffer tube and add 3 drops of test sample into the sample well (S) by gently squeezing the extraction tube. Do not add test sample to the rectangular results window. Set a timer and read the results at 15 minutes.

How It Works

This test is authorized for non-prescription home use with self-collected anterior nasal (nares) swab samples from individuals aged 14 years or older or with adult-collected anterior nasal (nares) swab samples from individuals aged 2 years or older when tested twice over three days with at least 24 hours (and no more than 48 hours) between tests.

FOR U.S. SALES ONLY

Contact: Sales@LumiQuick.com

LumiQuick Diagnostics, Inc
2946 Scott Blvd., Santa Clara, CA 95054
www.lumiquick.com