

PATCHWORK GAZETTE



LIVINGSTON PIECEMAKERS QUILT GUILD



ATA GLANCE

29 Aug - 5th Monday workshop -
Midi Bag

12 Sep - Guild Meeting -
Challenge: Make Me Laugh

10 Oct - Guild Meeting - Roberta
Norris Burton - Marbleizing Fabric

14 Nov - Guild Meeting - Quilts of
Honor Presentation & Reception

12 Dec - Guild Meeting - Holiday
Party

FAT QUARTER OF THE MONTH

Vintage/Civil War Prints

BLOCK OF THE MONTH

Disappearing Four Patch

NEXT NEWSLETTER DEADLINE

Friday, September 16th, 2022

piecemakersguildtex@gmail.com

Editor: Debbie Cox

PRESIDENT'S LETTER

Greetings,



The morning started off rough. So grateful that Patty was okay. Prayers for her recovery though. Thanks to everyone for being patient and chatting even in the heat.

Gail Rowland was a great speaker. Thank you Karen. I hope everyone finds it less intimidating to enter a quilt in a judged show now.

A lot was going on at the meeting. A great big thanks to those that are working on community service, and things for our military. Stockings, quilts, quilting whichever. Quilters are givers. Thank you to this group for having such a big heart!!

Most Bee's sound like they are at least enjoying the get togethers. If you are not apart of a quilting bee find one and try it out.

I can't wait to see all the participants "Make Me Laugh" challenge projects. I finally had a lightbulb come on, now to see if I can achieve it.

May the rest of the month find us stitching some.

Till next month,

Jammie Ackley





MEMBERSHIP — 2nd Vice President — Gail Kestler

Aug 8th — There were **40** members present, **516** volunteer hours claimed and **18** attended BEES in the previous month. There were **4** guests.

DOOR PRIZE WINNERS:

Janie Noble, Lyla Wenneker, Marci Dickens, Jammie Ackley, Sharon Jefferies, Karen Lee, Debbie Cox, Ginger Sebastian

WELCOME GUESTS & NEW MEMBERS:

Susan Bell, Melanie Fredrickson, Betty Hoffman, and Sandy Buczynski

Gail

1st Vice President - Programs, Karen Godfrey

Our guest speaker Gail Rowland talked about the judging process. She gave us many things a judge looks for in judging a quilt such as visual impact and color, piecing (sharp points, matching points, and thread colors that blend), good workmanship, the quilting, binding an edge treatments, quilt back (should be straight and square), quilt ready (clean, no lint or pet hairs) and lastly should hang well.

Maybe you've had some of these reactions to entering a judged quilt show "Nah! My quilts aren't good enough to be used in a quilt show" or "I don't want my clothes hanging next to works of art!" Or "I don't want everyone to see my mistakes!" If so here are a few reasons to enter a judged quilt show:

- 1) It may motivate you to complete projects.
- 2) It makes you take your work more seriously. If it's for a show you will fix that sloppy seam or crooked corner and you're happier with your work.
- 3) All quilts are beautiful.
- 4) You see your work in a different perspective.
- 5) This is a celebration of quilting. Revel with others who enjoy quilting.
- 6) It's all about good old fashion fun.

Lastly, you're going to get feed back from the judges that will help you improve your quilting. Be a part of encouraging the creativity of others and fostering the love of quilting at every opportunity. Enter a quilt for judging!

Things coming up:

August 29th is our fifth Monday workshop. Norma Christiansen will be showing us how to make the Itty Bitty Bag. The cost is seven dollars. If you have not signed up and wish to, contact Norma.

September is our challenge. The object is to create a quilt design at least 24 x 24 that makes the viewer laugh out loud, giggle a little or at least smile. The only stipulation is you have to keep it clean. For those participating in this challenge bring your quilt in a brown paper bag. Please cover your labels.

October we will have a guest speaker Roberta Burton on Marbleizing fabric.

November is our Quilt of Honor program. If you have any questions talk to Bonnie Walker.

Our UFO for this month is number 10.

Karen Godfrey, Chair

HAPPY BIRTHDAY!!!

Wishing you dreams to guide your path, Wishing you health to keep
your soul happy, Wishing you pleasure to want nothing and have it,
Wishing you the happiest day in the world! YOU deserve it all!!





2023

DONATION QUILT

Did you know....

The Donation Quilt is one of Livingston Piecemakers Quilt Guild's largest fundraiser each year. The Donation Quilt Scheduler books dates for the quilt to travel to quilt shows, other guilds, local fabric shops, and other local public events. The Scheduler also puts together sign-up sheets for members to help with bookings. There are so many ways one can volunteer. Please consider this all-important committee as a chairperson or persons.



2022 Donation Quilt Ticket sales – Jeanie Noble

THE DRAWING FOR THE 2022
“CARNIVAL” QUILT WILL TAKE PLACE
AT THE SEPTEMBER GUILD MEETING.
ALL TICKETS MUST BE TURNED IN AT
THE BEGINNING OF THE MEETING
TO JEANIE NOBLE.

“CARNIVAL” 2022



**SO YOU LIKE TO SEW WORD SEARCH**

Sewing machine	fabric	material bolt
Bobbin	needle	craft
Thread	presser foot	button
Measuring tape	zigzag stitch	hem
Sewing kit	pincushion	flannel
Bodkin	seam	pattern
Scissors	cotton	

DPXNRETTAPQPSURYCSVI
 CVEODIGLPYRSRCZICKTK
 OGVGTGJLEAAPEWUIIRVWN
 DZITMHCROOIASGSRMFFV
 PZGUDEFCKPNMNSPPBNLJ
 EHGBRKAFARCHOREGVAXT
 BDPQDVUSJXURFHSRZLFU
 OYGYDNEVUXSKCVEPFRNW
 NLPOOFFSARHTTAWBYOFA
 JAPIGOLUSGILSDIBIVOP
 EIAUXPCOTTONZDNHADIT
 YJJIJRZQSBNIGQGNBKG
 IDJKALEGLZPBNTMZJKOK
 JNWFJRAAFIBBAOAQKNGG
 ABTILZIHQOOOQBCPZUAN
 PHAZGRSOIGDBKTHREADI
 RXQIEAYEQIKSXJITFUBW
 WIZTRXIMYMIYUYNXNNFE
 FLANNELDEENTYXEROXPS
 TMOYLLHFRHBHKNKYLTLLJR

SUNSHINE & SHADOWS, Karen Lee, Chair**Sunshine:**

- Bitsy Barr sent thank you card for reaching out, and let us know she is recovering well
- Sue Glick sent email update, and she is recovering well
- Bonnie Magid said she is able to sew now following her hand surgery
- Marci Dickens expressed thanks for LPQG reaching out during the last month. Rough times, and the card lifted her spirits

Shadows:

- Jammie Ackley's dad — continues to suffer from back injury and now kidney issues
- Debbie Cox's dad — healing from skin cancer surgery and radiation treatment will begin soon.
- Patsy Simpson — needs continue prayer as recovering from second knee surgery
- Kathy Hilton and her husband — as he recovers from neck surgery
- Bonnie Walker's daughter, Mary Stewart, — broke her back and is bedridden
- Diana Nash — is having heart cath
- Tanya Bruce — has had surgeries and is waiting treatments for a very serious health issue
- Sylvia Sills — has been ill
- Marjorie Marks — has been ill
- Patty Drewett — fell, broken arm, surgery
- Cathy Tullos and her sister — continue to care for their dad as he has numerous appointments and procedures, kidney issues
- Lee Waybright — as she continues to recover
- Rose Miller — as she continues to recover
- Mary Parrish — surgery

Contact Karen at: karennewtonlee@yahoo.com to add someone to our prayer list.



Piecemakers

Community Service



Any Longarm Quilter interested in machine quilting a Community Service Quilt, please contact Norma. We need quilters!

Please Note: Website Community Service Patterns are being refreshed at this time and will be uploaded as they are updated and completed.

I would like to extend a huge thank you to those that turned in items and picked up kits! If anyone has Christmas scraps- please make stockings!!!! I look forward to working with everyone in providing needed items within our communities.



Norma Christensen

Community Service Chair

COMMUNITY SERVICE DONATIONS RECEIVED Beginning July 2022

ITEM	Carry over	JUL	AUG
Adult Bibs	0	0	4
All Purpose Bags	0	2	9
Pillow Cases	0	26	22
Port Pillows	0	0	5
Stockings	30	0	79
Quilt - Baby	0	6	3
Quilt Top - Twin	0	0	1
Quilt Top - Throw Size	0	1	0
TOTAL ITEMS DONATED	30	35	124

What is Community Service??

We are a group of quilters, meeting to create quilts, and a variety of items for groups of people in need. This includes nursing homes, maternity homes, pregnancy centers, social services centers, F.A.I.T.H. and other organizations and individuals.

ITEMS NEEDED

- BATTING IS NEEDED TO COMPLETE DONATION QUILTS**
- Flannel Fabric
- Christmas Fabric (Yardage or Scraps)



Piecemakers

community Service



Norma Christensen
Explaining the Kits available
for Community Service



A drawing will be held quarterly
for those who contribute to
the Community Service Project



Kay Hardy won this months
Community Service
Guessing Game



There will be a guessing
game at the guild
meetings. You must have
brought something to
the table in order to
participate.



Piecemakers

community

Service



Family Crisis Center of East Texas
Angela Turner and Norma Christensen
Our guild fulfilled our commitment of
contributing 40 pillowcases.
Angela expressed how appreciative
they were to receive this items!

QUILT KITS & OTHER PROJECTS

Kits include:

- ✦ Twin Size Quilt Kits
- ✦ Crib/Toddler Size Quilt Kits
- ✦ Stocking Kits
- ✦ Block Kits
- ✦ Miscellaneous other kits as the needs arise

The majority of fabric included in the kits has been donated for charity use.



LPQG COMMUNITY SERVICE will be fulfilling specific requests benefiting organizations located in Polk; and bordering counties which include Trinity, San Jacinto, Liberty, Hardin, Tyler, and Angelina as needed.

QUILT KITS WILL OFTEN INCLUDE VARIOUS OPTIONS:

1. **Complete Kit** — Pattern, Fabric, Backing, Binding and you are asked to provide the batting and quilt it.
2. **Precut Top Only Quilt Kit** — Precut blocks, Sashing, and Border provided
3. **Precut Block Kit with Sashing** — no border, batting, backing, or binding included

GUIDELINES:

- ❖ Kits are signed for and checkout at guild meetings.
- ❖ Please plan to complete your quilt kit within 60 days and return at the next guild meeting.
- ❖ If you are unable to finish your quilt kit, please return so that another person will be able to complete the kit.



Piecemakers



WALKER BAG Designed by Norma Christensen

FABRIC: 36" x 18", either pre-quilted fabric or quilt the fabric.

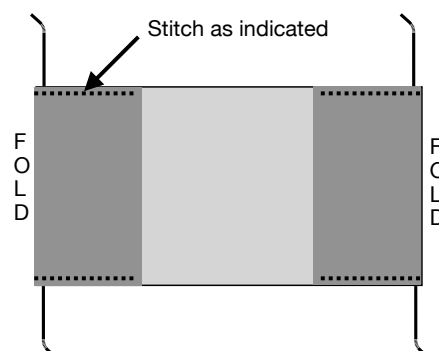
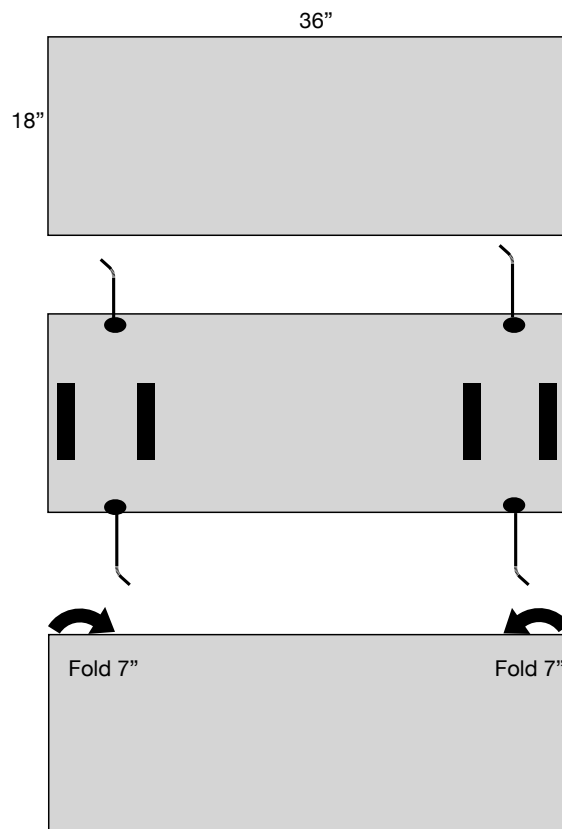
Add binding all the way around.

Add **HOOK & LOOP** and **TIES** where indicated. This will be to the inside of the bag.

When attaching the Hook&Loop, please make sure it matches up after the bag is folded and stitched.

Add the ties when stitching the sides together placing the ties at 1" above the fold in the pocket.

Stitch pockets where indicated.



**COMMUNITY SERVICE PROJECT
of
Livingston Piecemakers Quilt Guild
CHARITABLE DONATION INCENTIVE PROGRAM**

NOTE — 3 — ALL KITS PICKED UP AND RETURNED
10 — BABY CRIB QUILT OR SMALL LAP QUILT KITS

NON-KIT Contributions Taken amount are listed below:

MATERNITY/PREGNANCY CENTERS

HOUSE OF MARY —

5 — Nursing Cape

15 — Twin Size Completed Quilt

GRACE PREGNANCY CENTER —

2 — Burp Cloth

2 — Baby Bibs

10 — Baby Quilts

FAMILY CRISIS CENTERS

(Family Crisis Center of East Texas; SAFE House; Foster Care)

3 — Pillowcases

4 — Drawstring Pillowcase

NURSING & REHAB HEALTH CENTERS

(Pine Ridge Health Care; The Bradford; and Timberwood Nursing & Rehab Center)

3 — Clothing Protectors (Adult Bib)

2 — All Purpose Bags

3 — Quilted Walker/Rollator Bags

10 — Fidget Quilt

MILITARY SUPPORT

F.A.I.T.H. —

2 — Christmas Stockings (collected year round)

3 — Soldier Cool Down Neck Wrap

BREAST CANCER AWARENESS

3 — Breast Cancer Heart Pillow

4 — Chemo Port Pillow

HABITAT FOR HUMANITY

20 — King/Queen Size Completed Quilt

15 — Twin Size Completed Quilt

10 — Small Throw Size Completed Quilt

5-10 — Quilt Top ONLY (depending on size)



LEADERSHIP TEAM

Board of Directors

President - Jammie Ackley
 1st Vice President – Programs - Karen Godfrey
 2nd Vice President — Membership - Gail Kestler
 Secretary/Electronic Communications - Sondra Sterling
 Treasurer - Donna Garland
 Parliamentarian - Patty Drewett

The Board of Directors consists of all duly elected Officers and the Chairpersons of Standing Committees appointed by the President.

Standing Committees Chairs --

1. Hospitality — Vicki Myers
2. Newsletter — Debbie Cox
3. Librarian — Lyla Wenneker
4. Quilt Show 2023 — Jammie Ackley
5. Show & Tell — Sam Paprocki
6. Publicity — Kay Hardy
7. Sunshine & Shadows — Karen Lee
8. Fund Raising Quilt** — Kay Hardy
9. Door Prizes — Gail Kestler
10. Block of the Month — Sharon Jeans
11. Special Projects (Education) — Ruth Blanchard
12. Charity — Norma Christensen
13. Webmaster — Debbie Cox
14. Historian — Kay Hardy
15. F.A.I.T.H. (Troop Support) — Joyce Trojan
16. Hometown Christmas — Kathie Hilton
17. Quilts of Honor — Bonnie Walker
18. Buy, Sell, Trade Table — Mary Parrish

**Fund Raising Quilt Committee:

Quilt Design — Kay Hardy & Sue Glick
 Quilt Tickets Printing — Kay Hardy
 Quilt Ticket Sales — Jeanie Noble
 Quilt Scheduler — OPEN

Other Guild Projects:

LPQG Memorabilia — Mary Parrish
 Bee Keepers — A member from each Bee

Fun Stuff Tables:

50/50 - Brenda Hopson
 Birthdays - Brenda Hopson
 Fat Quarter Stash Builder - Kathie Hilton
 Fat Quarter of the Month - Ginger Sebastian
 Gifts to Visitors - Brenda Hopson
 Secret Pals - Patty Drewett

UFO CHALLENGE FOR 2022



PROJECT	MONTH	STATUS BEFORE	STATUS AFTER
1	JUN - due July		
2	APR - due May		
3			
4	JUL - due Aug		
5	MAR - due Apr		
6	FEB - due Mar		
7			
8	IAN - due Feb		
9	MAY - due Jun		
10	AUG - due Sep		
11			
12			

In January, Karen Godfrey, our 2nd Vice President, challenged guild members to compete in a UFO Contest! Write down 12 Un-Finished Objects you plan to finish this year. Turn in a copy of the above form along with \$5.00. Each month a number is drawn showing which UFO to complete. Take a picture and send to Karen each month for verification of completion, or post to the LPQG Block of the Month & Other Fun Stuff Facebook page.

2022

LET'S GET A HEAD START ON THIS PROJECT!!

KITS CAN BE PICKED UP AT THE NEXT
GUILD MEETING FROM OUR
COMMUNITY SERVICE CHAIR,
NORMA CHRISTENSEN

Our annual goal each year is
160
STOCKINGS



Accepting Christmas Fabric Donations

Contact Norma Christensen –

guildserviceprojects@yahoo.com

Care Packages for our Heroes

Anyone is welcomed to join in as we send Care Packages for our Heroes around the world!

If you have any new addresses for packages, or know of someone changing addresses, please let us know!

Where: Livingston Physical Therapy,
305 West Mill, Livingston, Texas
When: Second Thursday of the Month
Agenda: 6:00 PM Potluck and Meeting
7:00 PM Packing begins
8:00 PM On your way home



F.A.I.T.H.

(Families And Individuals Thanking Heroes)

<https://www.livingstonfumc.org/faith>

F.A.I.T.H. Military Support Group

In Joyce's absence, I will be assisting her in receiving the F.A.I.T.H. donations at the next guild meeting.

ITEMS NEEDED:

- Gum
- Powdered drink Packets
- Hot chocolate envelopes
- Ramen Noodles
- White socks
- Flea Collars
- Salt packets
- Pepper packets
- Sugar packets
- Ketchup packets
- Mustard packets
- Soy Sauce packets
- Hard candies
- Crackers
- Toothbrushes
- Travel-size toothpaste
- Sanitizing Wipe packets
- Razors
- Hotel mini soaps and shampoos
- Small writing tablets
- Envelopes and stamps

Bonnie Walker

QUILTS OF HONOR

GUIDELINES

Construction of Quilts of Honor:

- ★ Fabric of 100% high quality, appropriate for adults
- ★ Patriotic Theme (not necessarily Red/White/Blue)
- ★ Large enough in size to cover an average-sized adult,
 - ★ ideally 60" x 80";
 - ★ not smaller than 55" x 65" and
 - ★ not larger than 72" x 90"
 - ★ unless previously approved by the QoH Chairperson. At times we realize lap quilts for wheelchair veterans are sometimes preferred and/or requested
- ★ No tied quilts
- ★ Low loft batting is preferred
- ★ Quilting that is not overly dense
- ★ Binding constructed with diagonal seams, double fold, attached by machine; either finished by hand or machine
- ★ All QoH should be pre-washed with Color Catchers

FORMS:

- ★ QoH request forms will be available at guild meetings
- ★ QoH Request Forms can be located on the Guild Website at: <http://www.lpqgtexas.org> under the drop down menu "Activities & Information" under Quilts of Honor
- ★ One QoH Request per Veteran must be completed and returned to Bonnie Walker as soon as possible.
- ★ **All QoH Request Forms should be received no later than OCTOBER 10th**



QOH workshops at The Red Barn Retreat are scheduled for Monday, September 19th and October 17th to work on your quilts in preparation for the guild presentation on Monday, November 14th. We bring our lunch and contribute \$10 for the facility use.

LaLa's Quilt Shop patriotic fabric is available for sale at 30% off if used for the Livingston QOH presentation.

Please, please complete the Request for QOH form found on the website. This must be completed and returned to Bonnie Walker no later than Oct. 10th guild meeting, but sooner would be better!

Bonnie Walker,
Quilt of Honor Chairperson

Livingston Placemakers Quilt Guild
Request Form for Quilt of Honor (one person per form)
Please do not turn in this form until it is completed

Date form sent in _____
Name you want on the printed certificate _____
Mailing Address for the invitation _____
Branch of Service _____
Years served (in, 1945-1972) _____
Highest rank achieved _____
The job that you did _____
Where you took basic training _____
Platoon that you served _____
Important medals received _____

Return this form to:
Bonnie Walker
Livingston Placemakers Quilt Guild
303 Jayhawk Road
Cleveland, Texas 77315
Bragg132@yahoo.com - 281-592-4848(P) 281-806-0860(C)

For Quilt Guild Business only
Name of quilter _____
Name of Quilt Maker _____
Where quilt was made? _____
What year was quilt made? _____



FAT QUARTER OF THE MONTH

GINGER SEBASTIAN, CHAIRPERSON



Fat Quarter of the Month
Won by Norma
Christensen

2022 REQUIREMENTS

Sep	-	Vintage, Civil War
Oct	-	Fall
Nov	-	Safari Prints (zebra, tiger, cougar, leopard, etc.
Dec	-	Winter Wonderland

History of Civil War

The American Civil War began in April 1861 and was concluded by April 1865.

The dramatic growth of the British textile industry in the early 19th century fueled the demand for cotton which soon became the leading US export commodity. Annual domestic cloth production in the decade from 1846 to 1856 grew from 13.5 million to 97 million yards of fabric. American merchants imported an additional \$17 million worth of printed and dyed cloth in 1854. The selection must have been overwhelming!

Fabrics of the civil war era: dyed colors of Indigo blue, shades of reds plus dull lavenders and many browns. Many style prints such as geometrics and florals plus plaids, plaids and more plaids.

Hope you enjoyed this history lesson on civil war fabrics, I know I did.

Ginger Sebastian,
Fat Quarter Chair

Entering the Fat Quarter Drawing — - Bring a fat quarter with the months theme. Attach your name to it. Sign in if you would like to be in the drawing and are eligible. If your name is drawn you will be obligated to bring a fat quarter for the next twelve months.

Fat Quarter Stash & 50/50



Winner of 50/50
Marci Dickens

So just what is 50/50??

Sign in and donate a dollar or more to enter the drawing and you will split the 'pot' with the guild!

Brenda Hopson, Chairperson



50 / 50



Fat Quarter Stash Builder



- ★ Build your Fat Quarter Stash by participating in the Stash Builder each month!
- ★ Simply enter the drawing to win one of three bags by donating one or more dollars!
- ★ Three winners will be drawn each month!

- ★ Each bag contains three Fat Quarters!

Kathie Hilton, Chairperson

Winners!



Norma Christensen, Mary Parrish,
Sharon Jeans

MEMBERSHIP



Dear Members, Our yearly dues should all be met. If you have not paid your dues your name will be dropped from the Membership list as of August 8th.

Thank you all who share your extra treasures for door prizes, they are appreciated

Stay Cool and sew often.

Gail Kestler, Chairperson



Betty Hoffman, Susan Bell, Sandy Buczynski,
Melanie Fredrickson



Marci Dickens, Karen Lee, Debbie Cox, Sharon Jefferies, Lyla Wenneker, Jammie Ackley, Jeanie Noble, Ginger Sebastian



Gail presented Sharon Jeans with her Five Year Pin

Secret Pals

Just a reminder to let everyone know not to forget your Secret Pal!!
A simple card in the mail or a small gift at guild meetings is enough to let your Secret Pal know you are thinking of them!

Patty Drewett, CHAIRPERSON



Madi McMurry
Found the Needle!!!

Needle in a Haystack

There is a hidden needle within this newsletter! Be the first to email when you find it and receive a little gift at the next guild meeting!

Note: needles included in clipart
do not count

Email: piecemakersguildtex@gmail.com

BUY, SELL, TRADE TABLE



Bonnie Magid

Accepting items from guild members to buy, sell, or trade with a suggested donation of 10% of sale price donated to the guild.

Free Items with a donation from the taker to the Guild.

Guild Logo Items for sale: Cups \$10; T-Shirts (limited sizes) \$15; Polo Shirts (limited sizes) \$20; and Tote Bags \$15.

The LPQG will receive at least 10% of any monies generated from a sale, or whatever you would like to donate.

Mary Parrish

& Bonnie Magid (sitting in for Rose Miller)

Hospitality



Vickie Myers, our Hospitality Chairperson, organizes refreshments for our regular guild meetings.

Thank you for the food items brought in at the July meeting.

Vickie Myers, Hospitality Chair




BOOKS / MAGAZINES

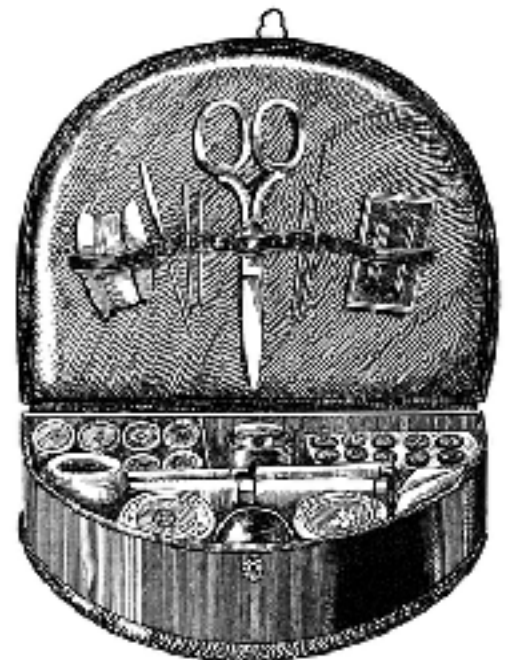
The Library is selling books - \$3 for soft covers and \$5 for hard covers.

Lyla Wenneker, Librarian

Quilting Goofs



Dissolvable Thread	Large Pins.	Grips Wrong Side
No Bobbin	Used Selvage.	Quilted Over Sleeve
Wrong Pattern	Cut Quilt.	Stamped Pattern Gone
Ugly Fabric	Short on Backing.	Forgot to Measure





Ruth Blanchard
Chair

EDUCATION

(Special Projects)

The Education Project consists of making a mini quilt to go with a children's book. Books and quilts will be donated to local school libraries. Everyone is encouraged to participate in this fun project!

Ruth Blanchard, Chairperson



Jessica's Box
By Peter Carnavas

Will Jessica find a friend at school? It's not easy when you're shy, so every day she brings her cardboard box filled with something different to share. Until, finally, she discovers that all she truly needs to share is herself. Jessica's Box will capture the heart of every child, parent, teacher ... and friend. Discussion starter. Self-esteem; value of being oneself. Showcases inclusion. Warm family relationships, new experiences, friendship.

Pete the Cat
By James Dean



Ding, ding. There's nothing Pete the Cat loves to do more on a sunny day than ring his little bell and pedal fast on his bicycle. But on this sunny day, Turtle wants to race someone in his new car. *Vroom, vroom!* Pete and his bicycle are up for the challenge!



BEE KEEPER'S BUZZ



SQUARE-IN-A-SQUARE BEE

WHEN: 2nd Wednesday each month @ 10am-4pm with \$10 day fee

WHERE: Red Barn Retreat, 21 N. Butch Arthur Road, Coldspring, Texas 77331

PURPOSE: Bonnie Walker teaches the Jodi Barrows, Square in a Square method of piecing. Only fabric scraps are required to start. Others members will share their ruler until you decide if you would like to continue with the lessons.

BEE KEEPER: Bonnie Walker

OTHER: Bring a lunch!

We had 12 in attendance. Attendees range from many years to just a couple of months. All are doing well on their projects. We are working on our gift bags for empty stocking fun in December and assembling our veteran quilt with the blocks the group has made over the last year.

THURSDAY BEE

WHERE: Escapee Club House, Livingston

WHEN: 10:00 am to 2:00 pm each Thursday

PURPOSE: Fellowship while working on projects! Work on your own project. Work on BOM the Thursday following the guild meeting. Work on yearly Raffle Quilt. Celebrate Bee birthdays on 3rd Thursday each month, bring something for the pot luck! Come and enjoy! Something for everyone!

BEE KEEPER: Sue Glick

OTHER: Bring your lunch



BLESSING BEE

WHEN: Every Wednesday, usually 10am-3pm

WHERE: Heavenly Threads Quilt Shop, 334 Prospect Drive, Trinity, Texas 75862

PURPOSE: Work on and encourage one another in what they need. Work on Habitat for Humanity Quilts. Also work on group or individual projects!

BEE KEEPERS: Karen Godfrey & Jammie Ackley

LOOSE THREADS CONNECTION BEE

WHEN: Fridays, 9:00am to 3:00pm

WHERE: Private Home

PURPOSE: Fellowship and Encouragement; Assisting new quilters learning to quilt; Charity project work; Work on your own projects

BEE KEEPER: Norma Christensen

OTHER: Currently Full

SEW & SO BEE

WHEN: 4th Tuesday, 9:30am to 4:30pm

WHERE: Marci Dickens home, 590 T. W. Dickens, Livingston, Texas 77351

PURPOSE: Work on whatever you want. An AccuQuilt Go Big along with a large assortment of dies will be available as well as a cutting table, ironing station, and plenty of places to set up machines with power.

BEE KEEPER: Marci Dickens

OTHER: Bring a lunch! Marci will supply tea, coffee, and water.

BOM

AUG 2022



BLOCK OF THE MONTH
SHARON JEANS, CHAIR

Participating members turned in 27 'A Magic Block Show' BOM blocks at the August 8th Guild meeting.

The winner of this months drawing was Vicki Waddell!

The August (due in Sept) 2022 Block of the Month is 'Disappearing Four Patch'. See pattern for fabric requirements.

Remember, everyone is invited to participate in the BOM. You can contribute to the Block of the Month without entering the drawing.

Website: <https://lpqgtexas.org/>

Copies of the BOM printout can be obtained at the Guild meeting, from the newsletter, Livingston Piecemakers Quilt Guild Website, and the Piecemakers Quilt Guild Block of the Month & Other Fun Stuff Facebook page.



BLOCK OF THE MONTH
Disappearing Four Patch

BLOCK NEWS ...

Block of the Month Winners

Sep – 2021 – Patriotism +/- Variation – Bitsy Barr
 Oct – 2021 – Fall Leaf in Pumpkin – Debbie Cox*
 Nov – 2021 – Peppermint Twist – Sharon Jeans**
 Dec – 2022 – Winged Four Patch - Habitat for Humanity
 Jan – 2022 – Strawberries – Debbie Jones**
 Feb – 2022 – Holland Windmill – Bobbe Dickerson**
 Mar – 2022 – Karen Lantron – April Showers
 Apr – 2022 – May Flowers – Marci Dickens
 May – 2022 – Patriotism – Sharon Wright
 Jun – 2022 – The Pear – Ginger Sebastian
 Aug – 2022 – A Magic Block Show – Vicki Waddell

* - Completed BOM

** – Completed in six months

Those listed above are obligated to bring a BOM to each guild meeting until your name drops from the list.

–NOTE: BOM requirements - When you enter the drawing and you win the drawing, you are obligated for the next twelve months to provide a block for the BOM drawing.

If your BOM quilt is completed in six months you will be presented with \$25. Contact Sharon Jeans, Chair to let her know you completed your quilt.



August Block of the Month Winner
"A Magic Block Show"

The meeting was called to order at 9:50 a.m. by President Jammie Ackley. The opening prayer was offered by Bonnie Magid.

There were no corrections to the July minutes as printed in the newsletter, and after a motion by Kay Hardy and a second by Jeanie Noble they were accepted. The Treasurer's report for June as published in the July newsletter was accepted following motion by Karen Godfrey and, a second by LyLa Wenneker.

1ST VP/PROGRAMS – KAREN GODFREY –

Karen gave a rundown of next few months. September is our Challenge "Make Me Laugh" with entries being quilted and at least 24" x24". Norma Christensen will also go over new Community Service items. October will be a lecture on marbleizing, while November is our Quilt of Honor presentation. The year rounds out with our annual Holiday party.

Karen Godfrey introduced our speaker, Gail Rowland, who told us "What Makes Award Winning Quilts" or "What Quilt Judges Look For". Gail shared that she began piecing quilts in the late 90s and her first small quilt was a Double Wedding Ring. Twenty years ago, she bought her long-arm quilting machine and she was in business. The Woodlands Area Quilt Guild had a "judged show" in 2014 and she had an opportunity to assist in the judging room where she learned a lot. Your quilt doesn't need to have a WOW factor with tons of color...but it can. Value and contrast are very important along with precision of your piecing. The thread should be an appropriate color and stitch length so that stitches are almost invisible. Watch for dark seam shadowing through and grade your

Minutes

LPQG | 7 August 2022

seams if necessary. Curves should be smooth with no points. Embellishments to enhance the quilt need to be securely attached. Stitch in the ditch should remain in the ditch. Your quilting should be balanced across the quilt and avoid stitch buildup front and back. Make sure that your tension is balanced front and back. Pantographs need to interlock properly, while borders and sashing need to complement the quilt. If using plaids, stripes or checks make sure they meet in the corners. Leave 1/8" of batting to fill your binding completely. Check online for a binding technique if having trouble, but stitch corners shut both front and back. Binding cut on the bias lasts longer and wears better, and the back binding doesn't need to be the same size as the front. If you have questions email Gail at gail4quilts@yahoo.com.

MEMBERSHIP – GAIL KESTLER – 39

members present and 4 guests, all of whom joined our guild. Door Prizes were won by Karen Lee, Debbie Cox, Sharon Jefferies, LyLa Wenneker, Jammie Ackley, Jeanie Noble, and Ginger Sebastian. Sharon Jeans received her 5 year pin.

TREASURER – DONNA GARLAND –

Beginning balance July 1 was \$13,366.79 with inflow of \$338.00 and outflow of \$230.50 resulting in ending balance of \$13,474.29.

CORRESPONDENCE — Jammie asks that any member correspondence be sent to the

Minutes — continued**LPQG | 13 June 2022**

LPQG address at PO Box 1486, Livingston, TX 77351 and not to individuals' homes.

BLOCK OF THE MONTH — SHARON JEANS - 27 blocks were won by Vicki Waddell. Sharon Jeans received a \$25 check for completing her BoM quilt within 6 months.

COMMUNITY SERVICE — NORMA CHRISTENSEN - 124 items were turned in, there are kits to be checked out. The website is being updated to include new patterns.

F.A.I.T.H./TROOP SUPPORT — JOYCE TROJAN - Bonnie Walker will help Joyce Trojan while she is under the weather.

FAT QUARTER OF THE MONTH — GINGER SEBASTIAN - 18 Fat Quarters were won by Norma Christensen. Next month will be vintage/civil war fabrics.

HOSPITALITY - VICKIE MYERS - thanks for all who helped while Vickie Myers was out.

EDUCATION — RUTH BLANCHARD - several books and quilts were turned in, but TEA is changing rules about books that can be accepted.

FAT QUARTER STASH BUILDER — KATHIE HILTON - were won by Sharon Jeans, Mary Parrish and Norma Christensen.

50/50 — BRENDA HOPSON - won by Marci Dickens

BEE REPORTS:

THURSDAY BEE @ ESCAPEES — KAY HARDY - reports they are a little thin on members, going to work on BOM this week and a new bakery opened to Escapees.

SQUARE IN SQUARE — BONNIE WALKER - Meets the 2nd Wednesday at Red Barn Quilt Retreat in Coldspring, Texas.

SEW & SEW — MARCI DICKENS - great attendance, this month working on items for Xmas boutique and Quilt Show boutique

LOOSE THREADS CONNECTION — NORMA CHRISTENSEN - have room for people to come cut out kits, bring a lunch. Call Norma for directions and gate access.

QUILTS FOR KIDS — LADONYCE HAMILTON - 2nd Tuesday but this month no sewing day because Red Barn is full of fabrics during quilt shop move to Coldspring

BLESSING BEE — JAMMIE ACKLEY - Heavenly Threads owner retiring and having 25% off sale, this may be last month they meet there

DONATION FUND RAISING QUILT 2022 — JEANIE NOBLE - drawing at September meeting so bring tickets and money to next meeting. Kay Hardy debuted the 2023 quilt.

NEWSLETTER / WEBSITE / FACEBOOK — DEBBIE COX - had trouble with eastex.net addresses in July so let her know if you missed your July newsletter.

QUILTS OF HONOR — BONNIE WALKER - Bitsy Barr sent a quilt top, has been handed off to be quilted. Next Monday (15th) meet at Red Barn to work on Quilts of Honor from 10am-4pm - bring lunch. Cost is \$10 for day use. The presentation in November will have finger foods only, and quilts should be minimum of 60"x80" with a pillowcase.

Minutes — continued**LPQG | 13 June 2022**

LOCAL QUILT SHOP NEWS — LaDonyce Hamilton reported that last Saturday was the last day for moving sale at formerly Jean's Corner. The Grand Opening of LaLa's Quilt Shoppe at 300 FM 2520 Coldspring TX 77351 will be September 6. Call Red Barn Retreat at 936-653-8222 with any questions.

SUNSHINE AND SHADOWS – KAREN LEE – Patty Drewett fell and broke her arm and other bones in the fall, Tanya Bruce has brain cancer, Diana Nash is having heart chat, Margie Marks has COVID. Patsy Simpson is still recovering from knee surgery and subsequent fall, while Mary Stewart, Bonnie Walker's daughter, fell and broke her back. Jammie Ackley's dad had kidney problems and was in the hospital.

SHOW AND TELL

Bonnie Magid showed a Missouri Star "Blue Madness" quilt and they also quilted it

Marci Dickens – Holland Mill BOM quilt, and a churn dash internet swap quilt

Debbie Jones – strawberry quilt from February BOM drawing

Jeanie Noble is using her scraps, she wore her patchwork skirt and showed a "project bag" for knitting with a matching tool bag.

Melanie Fredrickson – showed a doll, Cheyenne Spirit, which she made and dressed using fabric as inspiration for the skirt

Jammie Ackley – baby quilts for charity using this month's BOM pattern in 10" squares. A quilt using on-line templates, and a draw-

string bag she will teach to church youth which she drew for and Teresa Richard won

Norma Christensen – baby quilt made from kit from Sharon Jeans donated, Karen Godfrey will put on binding. T-shirt quilt made from her tee shirts and quilted by Sharon Jeans

Sharon Jeans showed cowboy quilt for her nephew

Debbie Cox – pumpkin BOM quilt, Quilt of Honor for her Dad who turns 90 next month and will receive it for his birthday

Bonnie Walker – large Quilt of Honor made by lady at a retreat

Meeting adjourned at 1:10 p.m.

Respectively submitted by

Sondra Sterling,

Secretary



Financial Report





Gail Rowland, Speaker
"What Makes Award Winning Quilts" or
"What Quilt Judges Look For"



Quilts by Gail Rowland



Quilts made by Gail Rowland



QUILT OF HONOR
BY BITSY BARR



BONNIE MAGID
MISSOURI STAR "BLUE MADNESS"



MARCI DICKENS
BLOCK OF THE MONTH
'HOLLAND WINDMILLS'

Marci met the six month requirement and will be presented with \$25



Karen Godfrey
1st Vice President



MARCI DICKENS
'CHURN DASH'
Internet Swap



Jeanie Noble is using her scraps, she wore her patchwork skirt and showed a "project bag" for knitting with a matching tool bag.



DEBBIE JONES
BLOCK OF THE MONTH 'STRAWBERRIES'
Quilt as You Go Method of Quilting
Debbie met the six month requirement and will be presented with \$25



MELANIE FREDRICKSON – showed a doll, Cheyenne Spirit, which she made and dressed using fabric as inspiration for the skirt



JAMMIE ACKLEY – baby quilt for charity using this month's BOM pattern in 10" squares.



Sharon jeans was presented with a belated \$25 for completing her 'Peppermint Twist' Block of the Month Quilt within six months



JAMMIE ACKLEY –
A quilt using on-line templates



JAMMIE ACKLEY
A draw-string bag she made and
will teach to church youth.



TERESA RICHARD
Won the drawstring bag that
Jammie made



T-SHIRT QUILT made by Norma Christensen
And quilted by Sharon jeans



Baby Quilt
made by Norma Christensen
Fabric donated and Quilted by
Sharon Jeans



"Fall Leaf in Pumpkin" Block of the
Month
Made by Debbie Cox
And quilted by Sharon jeans



Cowboy quilt made and quilted by Sharon Jeans
for her nephew



QUILT OF HONOR
Made by someone at retreat



QUILT OF HONOR
Made by Debbie Cox
For her father, Herbert Brewer



Sabrina 'Sam' Paprocki,

Chairperson



The Livingston Piecemakers Quilt Guild invites members to show finished projects and tell us about them!

Please sign up for Show & Tell before the guild meeting gets started. Include your name (and date of presentation), Quilt Owner, the name of the quilt, who quilted the quilt, the date completed, and the pattern name.

During the presentation, you may describe whatever you would like to share about your quilt. You might include your inspiration for making the quilt or challenges you overcame to complete the quilt.

Show & Tell is open to various handmade project including but not limited to quilts — table runners, dolls, a quilted jacket, purse, vest, or whatever you think might be of interest to Guild members.

A Show & Tell form can be found just below or obtained at the monthly guild meetings. The form can also be found on the guild website and the BOM Facebook page.

PLEASE TURN IN THIS FORM AT THE GUILD MEETING TO THE SHOW & TELL CHAIRPERSON

Name _____

Date _____

LIVINGSTON PIECEMAKERS QUILT GUILD

Show & Tell

Quilt Owner _____

Name of Quilt _____

Quilted by _____

Date Completed _____

Pattern Name _____

*** By submitting your quilt or other sewing related item for Show & Tell, you are giving permission for the Livingston Piecemakers Quilt Guild to post a picture of you and your project on the www.lpqgtexas.org website, facebook, and our newsletter, Patchwork Gazette.



Polk County Commerce Center

1017 North Hwy 59 Loop

Livingston, Texas 77351

Quilt Show

Friday, April 21 & Saturday 22, 2023

Entry Fee: Members \$5.00 per entry — Non-Members \$10, limit two entries


Entry Fees are due on submission

Entry Form Deadline: February 1, 2023. Entries will NOT be accepted after this date.

The Entry Form can be found on the next page and on the guild website. The Entry Form located on the Guild website is a Pdf Fillable form for your use.

Also found on the website are the Quilt Show Entry Rules and Guidelines.

The Livingston Piecemaker Quilt Guild 2023 Quilt Show is just around the bend! "Spend some quality time with your sewing machines — WE WANT QUILTS!! — from Mini Quilts to King Size!! Get creative, dig through your stash, go fabric shopping, put in a new rotary cutter blade, plug in the iron, start sewing — WE WANT QUILTS!!"



Donation Quilt 2022

Tickets on Sale Now!

Get Yours Today!



Livingston Piecemakers Quilt Guild
 2023 Quilt Show - April 21 & 22, 2023
 Polk County Commerce Center
 1017 US-59 Loop, N
 Livingston, TX 77351

For LPQG Use Only

Quilt Entry Number: _____

Entry Form Deadline: February 1, 2023

Submit a SEPARATE copy of this form for EACH ENTRY. Entry fees are due on submission.

Entry Fee: Members \$5.00 per entry Non-Members - \$10.00, limit 2 entries

Please attach a size 4 x 6 Phot with a Paper Clip, PLEASE DO NOT STAPLE-- with Name and phone number written on back.

Entrant Information - (For LPQG use only - your information is not shared)

Name:

Address:

City:

State:

Zip:

Phone:

Email:

LPQG Member: ☐

I wish to become a new member: ☐ Yes

QUILT INFORMATION

Name of Quilt:

Year Completed:

Quilt Size:

Width:

Length:

Top Made By:

Quilted By:

Quilting Method: ☐ Machine Quilted ☐ Hand Quilted ☐ Tied ☐ Other: _____

Design Source: Please include book title, pattern title, class/instructor, or all other forms of inspiration. (If your quilt was inspired by a commercial pattern or book, it is not your original design.)

- ☐ Original ☐ Book/Pattern: _____
☐ Traditional ☐ Class/Workshop: _____
☐ Kit/BOM ☐ Other: _____

Category - refer to Entry Rules for detailed list: _____ **To Be Judged** _____ **For Exhibit Only (non-judged)**

Hand Quilted, 1-2 Person

- ☐ 100 Large Pieced
☐ 102 Large Applique
☐ 200 Small Pieced
☐ 202 Small Applique

Machine Quilted, 1-2 Person

- ☐ 101 Large Pieced
☐ 103 Large Applique
☐ 201 Small Pieced
☐ 203 Small Applique

Other

- ☐ 300 Miniature, any technique ☐ 800 - NON-JUDGED
☐ 301 Mixed Technique
☐ 400 Group Quilt
☐ 500 Art Quilt
☐ 600 Quilt Show Theme
☐ 700 Wearable Art

Brief story about your quilt. In approximately 75 words or less, tell us about your quilt, what inspired you, or any special technique you used. This information will be used in the program. Attach a separate page if needed.

- ☐ I understand that LPQG will take every precaution to protect my entry in this show. Entrant will not hold LPQG, event management, or volunteers liable for damages or loss of entry. I understand they cannot be responsible for acts of nature beyond their control. I give LPQG the unlimited right to use a photo of my entry for promotions, advertising, multimedia products, website, and any photography relating to this event and other proper uses without further compensation to me. I have read and understand the Entry Rules and Guidelines for this show.

ENTRANT SIGNATURE: _____ **DATE:** _____

ENTRY DEADLINE IS FEBRUARY 1, 2023. Please return completed Entry Form to Chairperson NO LATER THAN FEBRUARY 1.

All entries, Judged and Non-Judged, must be delivered to .

NO EXCEPTIONS.

Entries may be picked up after 4:30pm on April 22, 2023.

CERTIFIED INSTRUCTOR CLASSES



BLOOMING NINE PATCH

@ RED BARN RETREAT, COLDSRING, TEXAS

INSTRUCTOR: Bonnie Walker, 281-806-0868

WHEN: **SEPTEMBER 6 & 20, 2022**

LOCATION: **Red Barn Retreat, Coldspring, Texas**

BOOK: TRADITIONS WITH A TWIST by Blanche Young & Dalene Young Stone

COST: \$70 due at sign up to secure seat;

SEATS: only 12 seats available

SUPPLIES: RULERS RECOMMENDED:

Square in a Square 9-Patch Ruler and/or an Omnigrid 6 x 12 Ruler

fraction	decimal	inches
1/8	.125	4.5
1/6	.17	6
1/4	.25	9
1/3	.33	12
3/8	.375	13.5
1/2	.5	18
5/8	.625	22.5
2/3	.67	24
3/4	.75	27
5/6	.83	30
7/8	.875	31.5
1	1	36

If you are a guild member and certified instructor, organizing a class, please send information to piecemakersguildtex@gmail.com for inclusion in the newsletter.

QUILT SHOWS - 2022

CTTQG — STARS OVER TEXAS QUILT SHOW

AUGUST 26-27, 2022

Killeen Civic & Convention Center

Killeen, Texas

<http://cttquiltguild.org/2022-quilt-show/>

CAPITAL OF TEXAS QUILTFEST

SEPTEMBER 23 THRU 25 - 2022

Palmer Event Center

Austin, Texas

<https://festivalnet.com/77993/Austin-Texas/Craft-Shows/Capital-of-Texas-Quiltfest>

PIECEMAKER'S OF CORSICANA'S ANNUAL 41ST QUILT SHOW

OCTOBER 3-28th - 2022

The Warehouse Living Arts Center

Corsicana, Texas 75110

<https://www.corsicanaquiltguild.com/2022.html>

QUILT FESTIVAL HOUSTON

NOVEMBER 3 THRU 6 - 2022

George R. Brown Convention Center

Houston, Texas

<https://www.quilts.com/quilt-festival/quilt-festival-houston/>



HOW TO STAY IN TOUCH

Our guild website is located at: <https://lpqgtexas.org>

Facebook — Community Page: <https://www.facebook.com/LivingstonPiecemakersQuiltGuild>

Facebook — Private Group: <https://www.facebook.com/groups/459602848637377>
LPQG Block of the Month & Other Fun Stuff, Livingston, Texas

Email: piecemakersguildtex@gmail.com

Instagram: <https://www.instagram.com/livpiecemakers/>

Mailing Address: Livingston Piecemakers Quilt Guild
P. O. Box 1486
Livingston, Texas 77351

Livingston Piecemakers Quilt Guild

HOME CALENDAR MEMBERSHIP RESOURCES PHOTO GALLERY MEMBERS ONLY DONATION QUILTS

Account sign in

Sign in to your account to access your profile, history, and any private pages you've been granted access to.

Email

Password

SIGN IN

Reset password

If you are a NEW MEMBER, send an email from the 'Home' page of the website. An email will be generated and sent to you so that you can establish an account and have access to the 'Members Only' section.

To reset your password, click the tab "MEMBERS ONLY" and this page will come up. Click on 'Reset password' to reset your password to the website.

Copyright © 2018 Livingston Piecemakers Quilt Guild - All Rights Reserved

ADVERTISEMENT

Dave's Sewing Machine Repair

Dave Godfrey
 713-501-5980
 243 Koonce Rd.
 Trinity, Texas
davegopair@yahoo.com



Cleaning and Repair Most all Models
 Gamwell Long Arm Certified

Mar23



Caltry Tullis
losethatbinds@yahoo.com

Love That Binds Quilting Service
 Long Arm Quilting
 936-933-1113
 Livingston, TX

Face Book: <https://www.facebook.com/losethatbindsquilting>

Apr23

The Quilting Escape
 Longarm Quilter
 Teacher/Lecturer/Retreats

Jammie Ackley
 10282 South State Hwy 94
 Trinity TX, 75362
thequiltingescape@gmail.com
 936-329-1376

Apr23



Marla Jacobson
 Proprietor

Papaya Creek

7304 Washington Ave
 Montzomero, TX 77316
 713-992-9838

papayacreek.com
papayacreek@gmail.com

July 2023

ADVERTISEMENT RATES

1/8 page: \$20/year (business card size) (12 issues)


1/2 page: Contact us @ piecemakersguildtex@gmail.com (12 issues)

Above rates apply to 12 issues. Ads accepted only for quilting or quilt-related subjects and must be prepaid.

Deadline for ads (getting copy or camera-ready artwork to the Editor) is the first of the month in which you wish the ads to appear. Email the Editor at piecemakersguildtex@gmail.com if you have any questions.

SUBSCRIPTIONS


PATCHWORK GAZETTE — LPQG trades complimentary issues of the **PATCHWORK GAZETTE** with other guilds upon request. Contact Newsletter Editor for additional information.



Livingston Piecemakers Quilt Guild

P. O. Box 1486

Livingston, Texas 77351



TO:

