

PATCHWORK GAZETTE



LIVINGSTON PIECEMAKERS QUILT GUILD



AT A GLANCE

- 24 Nov** - Thanksgiving Day
- 03 Dec** - F.A.I.T.H. Packing Day
- 10 Dec** - Hometown Christmas
- 12 Dec** - Guild Mtg - Holiday Party; Secret Pals Revealed
- 25 Dec** - Christmas Day
- 09 Jan** - Guild Mtg - Baby Shower for Grace Pregnancy Center
- 13 Feb** - Guild Mtg. - Skill Builder Presentation and Nominating Committee presents slate of offices
- 13 Mar** - Guild Mtg. - Election of Officers
- 10 Apr** - Guild Mtg. - Installation of Officers

FAT QUARTER OF THE MONTH

Winter Wonderland.

BLOCK OF THE MONTH

Memories of Christmas Red Bird

NEXT NEWSLETTER DEADLINE

Friday, December 16th, 2022

piecemakersguildtex@gmail.com

Editor: Debbie Cox

PRESIDENT'S LETTER

Greetings Guild Members,

It was a wonderful Quilts of Honor presentation. I know our meeting was short, sometimes it's like that.

Wishing each and everyone a great Thanksgiving. If you are driving have a safe trip also.

As the year comes to a close remember what was and change what you can for the coming one.

Reminder: we are having a Show-n-Tell in December. Bring your last minute projects and things for us to see!

Till next time, keep stitching.



*Keep Sewing,
Jammie Ackley, President*

MERRY
CHRISTMAS



MEMBERSHIP — 2nd Vice President — Gail Kestler

November 14th there were **34** members present, 287 volunteer hours claimed and **16** attended BEES in the previous month. We had one new member.

WELCOME NEW MEMBER:

Joyce Hallam

Gail



1st Vice President - Programs, Karen Godfrey



WOW! WOW! WOW! Such a spectacular Quilt of Honor Program. A BIG THANKS to all who helped make this special for our veterans.

December is our Christmas Party. If you wish to participate in the homemade Christmas ornament exchange bring your ornament wrapped. Second, please don't forget to bring your \$20-25 gift for the gift exchange game. Lastly, we will have a luncheon so bring your favorite dish. Just a reminder we are unable to use microwave or oven.

January we will be having a Baby Shower for the Pregnancy Center. Bring items unwrapped for babies. Norma had a list of things they need. If you didn't pick up one we will have at least one you can screen shot at next meeting.

February we will have a Skill Builder presentation by several of our members. If you have something you would like to share with our group, please let me know.

Our UFO for this month is number 11.

Karen Godfrey
1st Vice President





Hometown Christmas

December 10th

12 Noon until 8:00 p.m.

Volunteers needed!!

2023 Donation Quilt will be on display for ticket sales
Several individual quilts will be for sale
Boutique donations are needed and appreciated

Looking forward to the Home town Christmas activity!

Mark your calendar.....Saturday December 10, 2022

We need volunteers to set up the LPQG booth located under the covered area by First State Bank in down town Livingston....set up time 10:30 to 12:00 noon

Come out for a few hours to sell raffle quilt ticketsbring a comfortable chair

This will be the first outing for the newest raffle quilt!

We need volunteers for the boutique area as several members have donated such special items to be sold as Stocking Stuffers

If you have a quilt you would like for us to try and sell or a special quilt you would like to display please bring it up during the set up period.....10:30 to noon on that Saturday

Also need volunteers during closing times to remove lighting6:30 to 8 pm that evening.....we need help folding up display quilts....packing up unsold items

These unsold handmade items will be stored and used at the April Quilt show in the boutique at that time in April

Come and enjoy this special day to showcase our local guild

Text me if you have any questions....

Kathie Hilton

Hometown Christmas Chair
281-703-4674


MEMBERSHIP



HAPPY BIRTHDAY!!!

Wishing you dreams to guide your path, Wishing you health to keep your soul happy, Wishing you pleasure to want nothing and have it, Wishing you the happiest day in the world! YOU deserve it all!!

- ✱ Dec 10 – Sheila Robertson
- ✱ Dec 19 – Cathy Tullos
- ✱ Dec 27 – Bitsy Barr
- ✱ Dec 27 – Carol McIntyre
- ✱ Dec 27 – Jelaila Star
- ✱ Dec 31 – Barbara Warner



Dear Members,

We want to welcome our newest member Joyce Hallman to the Guild.

Our membership is slowly growing to pre-covid numbers. Our members are up to 86 as of November 14th, 2022.

I am still needing name tags, if anyone is willing to help. I have patterns I can hand out at our next meeting or you can download the pattern from the guild website located in the Members Section.

Looking forward to a Great turn out for our December Christmas Party Meeting.

Until then "SEW ON"

Gail Kestler, 2nd VP, Membership



LEADERSHIP TEAM

Board of Directors

President - Jammie Ackley
 1st Vice President – Programs - Karen Godfrey
 2nd Vice President — Membership - Gail Kestler
 Secretary/Electronic Communications - Sondra Sterling
 Treasurer - Donna Garland
 Parliamentarian - Patty Drewett

The Board of Directors consists of all duly elected Officers and the Chairpersons of Standing Committees appointed by the President.

Standing Committees Chairs --

1. Hospitality — Vicki Myers
2. Newsletter — Debbie Cox
3. Librarian — Lyla Wenneker
4. Quilt Show 2023 — Jammie Ackley
5. Show & Tell — Sam Paprocki
6. Publicity — Kay Hardy
7. Sunshine & Shadows — Karen Lee
8. Fund Raising Quilt** — Kay Hardy
9. Door Prizes — Gail Kestler
10. Block of the Month — Sharon Jeans
11. Special Projects (Education) — Ruth Blanchard
12. Charity — Norma Christensen
13. Webmaster — Debbie Cox
14. Historian — Kay Hardy
15. F.A.I.T.H. (Troop Support) — Joyce Trojan
16. Hometown Christmas — Kathie Hilton
17. Quilts of Honor — Bonnie Walker
18. Buy, Sell, Trade Table — Mary Parrish

****Fund Raising Quilt Committee:**

Quilt Design — Kay Hardy & Sue Glick
 Quilt Tickets Printing — Kay Hardy
 Quilt Ticket Sales — Jeanie Noble
 Quilt Scheduler — OPEN

Other Guild Projects:

LPQG Memorabilia — Mary Parrish
 Bee Keepers — A member from each Bee

Fun Stuff Tables:

50/50 - Brenda Hopson
 Birthdays - Brenda Hopson
 Fat Quarter Stash Builder - Kathie Hilton
 Fat Quarter of the Month - Ginger Sebastian
 Gifts to Visitors - Brenda Hopson
 Secret Pals - Patty Drewett

UFO CHALLENGE FOR 2022



PROJECT	MONTH	STATUS BEFORE	STATUS AFTER
1			
2	APR - due May		
3	SEP - due Oct		
4	JUL - due Aug		
5	MAR - due Apr		
6	FEB - due Mar		
7	OCT - due Nov		
8	JAN - due Feb		
9	MAY - due Jun		
10	AUG - due Sep		
11	NOV - due Dec		
12			

In January, Karen Godfrey, our 2nd Vice President, challenged guild members to compete in a UFO Contest! Write down 12 Un-Finished Objects you plan to finish this year. Turn in a copy of the above form along with \$5.00. Each month a number is drawn showing which UFO to complete. Take a picture and send to Karen each month for verification of completion, or post to the LPQG Block of the Month & Other Fun Stuff Facebook page.

2022

Sunshine and Shadows

Shadows:

- Cathy Tullos' — brother has serious health issues

Contact Karen at:
karennewtonlee@yahoo.com to add
someone to our prayer list.



May you have the gladness of Christmas
which is hope;
The spirit of Christmas
which is peace;
The heart of Christmas
which is love.



DECEMBER 12th, 2022

Bring your favorite dish for a luncheon following the guild meeting. Remember no oven or microwave is available.

Bring a gift valued at \$20-25 to participate in the gift exchange!

Remember to bring a wrapped handmade tree ornament to join in on the Ornament Exchange!



GINGERBREAD

WORD SEARCH PUZZLE

ARMS
BAKE
BUTTER
CANDY
CINNAMON
COOL
CUT
DECORATE
EGGS
FLOUR
GINGERBREAD
GUMDROPS
HOLIDAY
HOUSE
ICING
LEGS
MAN
MIX
MOLASSES
MOUTH
NUTMEG
NUTS
OVEN
RECIPE
SPRINKLES
SUGAR
TOWN
VANILLA
WOMAN
YUMMY

Y	B	A	K	E	S	P	O	R	D	M	U	G	I	S
M	I	X	S	U	G	A	R	B	W	B	O	A	M	S
Y	J	N	U	T	M	E	G	P	C	U	Y	O	K	M
E	D	R	G	F	L	O	U	R	L	T	U	Y	U	R
L	H	N	R	I	N	S	H	L	I	T	M	A	C	A
S	E	V	A	N	N	S	E	O	H	E	M	D	D	L
E	E	G	J	C	O	G	E	Y	U	R	Y	I	O	L
T	N	L	G	E	S	M	E	S	D	S	I	L	U	I
A	W	B	K	S	Y	A	A	R	S	Y	E	O	G	N
R	O	C	V	N	R	N	N	N	B	A	L	H	D	A
O	M	O	T	E	I	E	E	G	N	R	L	J	V	V
C	A	O	O	P	P	R	C	V	N	I	E	O	J	I
E	N	L	W	L	C	K	P	I	O	I	C	A	M	I
D	H	K	N	B	N	U	T	S	P	F	C	C	D	W
H	C	U	T	L	D	M	C	J	L	E	O	I	I	D

The words appear UP, DOWN, BACKWARDS, and DIAGONALLY.
Find and circle each word.



© 2020 Jodi Jill Not for Resale. Cannot be reposted online. Feel free to copy and share!
www.puzzlestoplay.com

MILITARY



F.A.I.T.H.

(Families And Individuals Thanking Heroes)



December 3, 2022 :

8:30 am to 12:00 : Pack care pages for Christmas : 325+ packages

We need signed Christmas Cards without envelopes **by November 30, 2022** for the care packages...we need ~10,000 as we plan to put 50 – 75 cards in every box!



A great big THANK YOU to all of YOU for all of the things that you have done for F.A.I.T.H. and the veterans. It does not matter if it is big or small, it is huge to them.

If you have scraps that you don't need, they can be used to make a number of different items for the veterans in the hospitals. One is like a pocket the size of a cell phone to put around their neck to hold the machine they need. Another item is lap quilts (rounded corners – so they don't get caught in the wheels). Also might put tabs on on two corners to put over the arms of the wheel chair to keep them from falling off their lap.

They also need socks', etc.

Another thing that they like is drawings and letters from children.

Please keep all of the veterans and the military and police officers, firemen, nurses in your prayers. Thank them for their service and welcome them home. Those little things will make a huge difference to them.

Praying that everyone has a blessed Thanksgiving.

Joyce Trojan, Troop Support



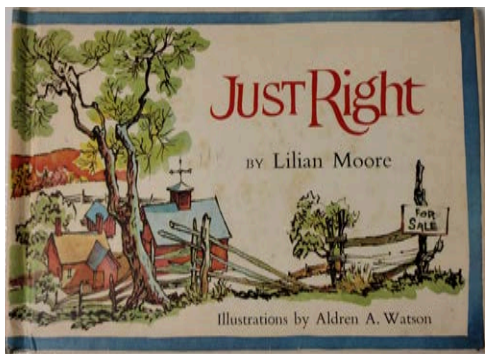
Ruth Blanchard
Chair

EDUCATION

(Special Projects)

The Education Project consists of making a mini quilt to go with a children's book. Books and quilts will be donated to local school libraries. Everyone is encouraged to participate in the this fun project! The books below will be available at the December guild meeting!


Ruth Blanchard, Chairperson




Just Right is about a farmer who decides to sell his farm. He can't find the right person to buy the farm, because everyone wants to change something. Just when the farmer thinks he'll have to sell no matter what, a buyer comes along who is just right- the farmer's son with his family.



The Easter Egg is about bunnies getting the Easter eggs painted and ready to hide. Instead of helping the other bunnies, Hoppie is taking care of one very special egg. In the end, Hoppie's egg is the best Easter egg of them all.



How Do You Hug a Porcupine is about how it's so easy to hug all the other kinds of animals, but how do you hug a Porcupine? Carefully! (I think this could be a cute idea for a fidget quilt!)



The Jellybeans and the Big Dance is about four little animals, Emily, Nicole, Bitsy, and Anna, who take a dance class. Only one of them likes to dance, and none of them have anything in common. Each little dancer realizes how she can use her own talents to help the others. And their initials spell Bean, so wouldn't you know it, jelly beans become the sweet treat that brings them all together!



FAT QUARTER OF THE MONTH

GINGER SEBASTIAN, CHAIRPERSON



2022-23 REQUIREMENTS

December	-	Winter Wonderland
January	-	Bird Theme
February	-	Hearts On Fire
March	-	Rodeo Western Theme Ye'Haw
April	-	Floral Theme
May	-	Batiks
June	-	Polka Dots
July	-	Grunge
August	-	Primary Colors
September	-	Juvenile Prints
October	-	Jewel Tones
November	-	"Sew Much Fun" Sewing Prints
December	-	WinterWonderland; Here comes Santa Clause

Sharing the big news...

Fat Quarter Winners

Dec – 2021 – Claudine Hastings
 Jan – 2022 – Sam Paprocki
 Feb – 2022 – Sondra Sterling
 Mar – 2022 – Ruth Blanchard
 Apr – 2022 – Sharon Wright
 May – 2022 – Bobbe Dickerson
 June – 2022 – Sharon Wright
 July – 2022 – Marci Dickens
 Aug – 2022 – Norma Christensen
 Sep – 2022 – Jeanie Noble
 Oct – 2022 – Gail Kestler
 Nov – 2022 – Debbie Jones

Entering the Fat Quarter Drawing — Bring a fat quarter with the months theme. Attach your name to it. Sign in if you would like to be in the drawing and are eligible. If your name is drawn you will be obligated to bring a fat quarter for the next twelve months.

The Quilting Escape
 Longarm Quilter
 Teacher/Lecturer/Retreats
Jammie Ackley
 10282 South State Hwy 94
 Trinity TX, 75862
 thequiltingescape@gmail.com
 936-329-1376

Apr23



Debbie Jones won the
 Fat Quarter of the Month
 Animal Prints



Piecemakers

community Service



COMMUNITY SERVICE DONATIONS RECEIVED Beginning July 2022

ITEM	3rd Qtr Total	OCT	NOV
Adult Clothing Covers	11	10	3
All Purpose Bags	11	7	0
Pillow Cases	65	18	22
Port Pillows	15	0	0
Breast Cancer Pillow	13	0	2
Stockings for F.A.I.T.H.	232	39	0
Quilt - Baby	9	0	0
Baby Burp Cloths	8	0	2
Quilt Top - Twin	1	0	0
Quilt Top - Throw Size	2	1	2
Quilt Block Kits / Blocks	18	18	100
Quilted Twin Size Quilt	6	0	0
Quilted Throw Size Quilt	1	0	0
Binding a Quilt	-	-	1
Walker Bags	-	1	0
Jump Ropes (made w/t-shirts)	-	1	0
NICU Bonding Squares	-	128	0
Donated Quilt Supplies	-	-	4
TOTAL ITEMS DONATED	393	223	136

Winner of the drawing for the Rowenta Iron is Bitsy Barr!! Congrats!

I will be selling tickets for a quilt to be quilted by Cathy Tullos. Tickets are \$10. Proceeds benefit Community Service

First and foremost thanks to each and every guild member for working so hard to make our Veterans presentation a huge success. Bonnie Walker did an amazing job.

Thanks to everyone who continues to support Community Service!

I ask everyone to please try and bring at least one item to the baby shower in January, there is a great need in our community. The list will be posted on our Facebook page and our website!

A gigantic thank you to Marci Dickens for delivering a ton of Community Service items!

REMINDERS —

- ✳ Please continue bringing clean grocery bags (Walmart, etc.).
- ✳ Please gather and bring in old t-shirts for Bitsy Barr's church.
- ✳ Bring fabric scraps to help with Community Service projects, if desired.

Norma Christensen

Community Service Chair

guildserviceprojects@yahoo.com



2023 DONATION QUILT

The Donation Quilt is one of Livingston Piecemakers Quilt Guild's largest fundraiser each year!

This 2023 donation quilt, *Roses Roses*, is in the process of being bound and will be ready to show at the October guild meeting.

The 2024 donation quilt will be cut from a beautiful donated kit and should be ready for block assembly in January 2023. It's a log cabin pattern!

Kay Hardy, Donation Quilt Chair



*Roses Roses,
the 2023 Donation Quilt*

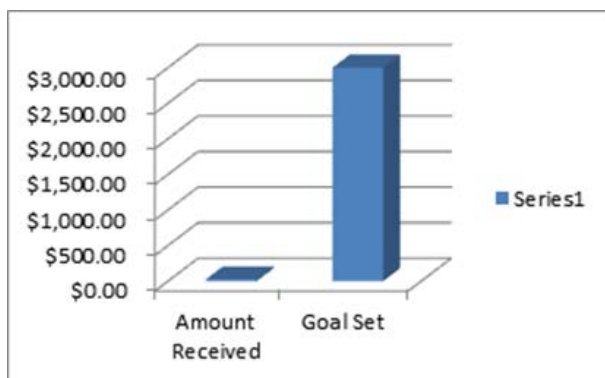
2023 DONATION QUILT

TICKET SALES

I received a box of tickets for our donation quilt at the November meeting. These will be sorted out at the January meeting.

Our bylaws state each member is to sell or buy a packet of 30 tickets. Our goal has been set at \$3000 for 2023 and is entirely doable if everyone does their part, especially considering the Quilt Show sales, too. Our total so far is \$27 and the tickets aren't even passed out. Thank you to Kay Hardy for getting the tickets printed and to Sue Glick for showing our quilt and selling tickets already!

Jeanie Noble, Ticket Sales Chair




Dave's Sewing Machine Repair

Dave Godfrey

713-501-5980
243 Koonce Rd.
Trinity, Texas
dsmrepair@yahoo.com



Cleaning and Repair Most all Models
Gammill Long Arm Certified



SECRET PALs REVEAED AT DECEMBER GUILD MEETING !!

Needle in a Haystack

There is a hidden needle within this newsletter! Be the first to email when you find it and receive a little gift at the next guild meeting!


Note: needles that are part of a clipart image do not count

Email: piecemakersguildtex@gmail.com



Betty Hoffman won the October 'Needle in a Haystack'


Located on page 27 of the October newsletter!



Thank you to all of you who brought food and the much needed supplies for our Quilts of Honor presentation meeting. The supplies that were not utilized during our November meeting will be added to our supplies and used in December for our Christmas celebration and during future meetings. So thank you. The food was great, you received several compliments: "we have really good cooks in our guild. Please remember to bring your delicious delicacies to the next meeting." I know your are trying to complete menus for your families for Christmas, but we are willing to sample your menu experiments. I hope each one has a good Thanksgiving with family and friends and you take this opportunity to make new friends or renew old friendships.

Vickie Myers, Hospitality

BEE KEEPER'S BUZZ



SQUARE-IN-A-SQUARE BEE

WHEN: 2nd Wednesday each month @ 10am-4pm with \$10 day fee

WHERE: Red Barn Retreat, 21 N. Butch Arthur Road, Coldspring, Texas 77331

PURPOSE: currently working on challenges and Quilts of Honor

BEE KEEPER: Bonnie Walker

OTHER: Bring a lunch!

LOOSE THREADS CONNECTION BEE

WHEN: Fridays, 9:00am to 3:00pm

WHERE: Private Home

PURPOSE: Fellowship and Encouragement; Assisting new quilters learning to quilt; Charity project work; Work on your own projects

BEE KEEPER: Norma Christensen

OTHER: Bring a lunch! Currently Full if a sewing machine is needed. Open for handwork.

THURSDAY BEE

WHERE: Escapee Club House, Livingston

WHEN: 10:00 am to 2:00 pm each Thursday

PURPOSE: Fellowship while working on projects! Work on your own project. Work on BOM the Thursday following the guild meeting. Work on yearly Raffle Quilt. Celebrate Bee birthdays on 3rd Thursday each month, bring something for the pot luck! Come and enjoy! Something for everyone!

BEE KEEPER: Sue Glick

OTHER: Bring your lunch

SEW & SO BEE

WHEN: 4th Tuesday, 9:30am to 4:30pm

WHERE: Marci Dickens home,
590 T. W. Dickens, Livingston, Texas 77351

PURPOSE: Work on whatever you want. An AccuQuilt Go Big along with a large assortment of dies will be available as well as a cutting table, ironing station, and plenty of places to set up machines with power. Longarm available.

BEE KEEPER: Marci Dickens

OTHER: Bring a lunch! Marci will supply tea, coffee, and water.

BLESSING BEE

WHEN: Every Wednesday, usually 10am-3pm

WHERE: Trinity Tabernacle Assembly of God, Hwy 19 N

PURPOSE: Work on and encourage one another in what they need. Work on Block of the Month and individual projects!

BEE KEEPERS: Karen Godfrey & Jammie Ackley

QUILTS FOR KIDS

WHEN: 2nd Tuesday, 10am to 4:00pm

WHERE: Red Barn Quilt Retreat
21 N Butch Arther Rd., Coldspring, Tx 77331

PURPOSE: Make Quilts for Kids.

BEE KEEPER: LaDonyce Hamilton

OTHER: Bring a lunch! Plus \$10 facility fee



BUY, SELL, TRADE TABLE

Buy, Sell, Trade – Mark your name and price for each item, place the item in the marked box to separate your item(s) from “FREE” items. A suggested donation of 10% of the sales price goes to the guild.



Free items are available with a donation to the guild. Leftovers are given to our charity or to a senior center. Thanks for sharing your items.

Guild Logo Items – In December, orders will be taken for the new dark green with white logo T-shirts and embroidered polo shirts. Clearly print your name and size on the order sheet. Each new T-shirt is \$25 and each new polo shirt is \$35. The gray T-shirts (limited sizes) are still \$15, green polo shirts (limited sizes) \$20, tote bags \$15 and cups \$10. Please pay in cash or checks made out to LPQG with your order.

Mary Parrish & Bonnie Magid



HELLO
My Name Is

**REMEMBER TO WEAR YOUR NAME
TAG TO GUILD MEETINGS!!**

**THERE IS A FIFTY CENT FINE FOR
NOT WEARING A NAME TAG**



Apr23

BOM

NOV 2022



BLOCK OF THE MONTH
SHARON JEANS, CHAIR

Participating members turned in 15 blocks of the 'Maple Leaf' BOM at the November Guild meeting.

The winner of this months drawing was Joyce Hallam!

The November (due in Dec) 2022 Block of the Month is the 'Memories of Christmas Red Bird'. See pattern for fabric requirements.

Remember, everyone is invited to participate in the BOM. You can contribute to the Block of the Month without entering the drawing.

Website: <https://lpqgtexas.org/>

Copies of the BOM printout can be obtained at the Guild meeting, from the newsletter, Livingston Piecemakers Quilt Guild Website, and the Piecemakers Quilt Guild Block of the Month & Other Fun Stuff Facebook page.



Block of the Month
"Memories of Christmas
Red Bird"

BLOCK NEWS...

Block of the Month Winners

Dec – 2022 – Winged Four Patch - Habitat for Humanity
Jan – 2022 – Strawberries – Debbie Jones**
Feb – 2022 – Holland Windmill – Bobbe Dickerson**
Mar – 2022 – Karen Lantron – April Showers
Apr – 2022 – May Flowers – Marci Dickens
May – 2022 – Patriotism – Sharon Wright
Jun – 2022 – The Pear – Ginger Sebastian
Aug – 2022 – A Magic Block Show – Vicki Waddell
Sep – 2022 – Disappearing Four Patch – Donna Garland
Oct – 2022 – Disappearing Hourglass – Sandy Buczynski
Nov – 2022 – Maple Leaf – Joyce Hallam

* - Completed BOM

** – Completed in six months

Those listed above are obligated to bring a BOM to each guild meeting until your name drops from the list.

—NOTE: BOM requirements - When you enter the drawing and you win the drawing, you are obligated for the next twelve months to provide a block for the BOM drawing.

If your BOM quilt is completed in six months you will be presented with \$25. Contact Sharon Jeans, Chair to let her know you completed your quilt.



New Member Joyce Hallam
Won the Block of the Month
"Maple Leaf"

Livingston Piecemakers Quilt Guild Memories of Christmas Red Bird

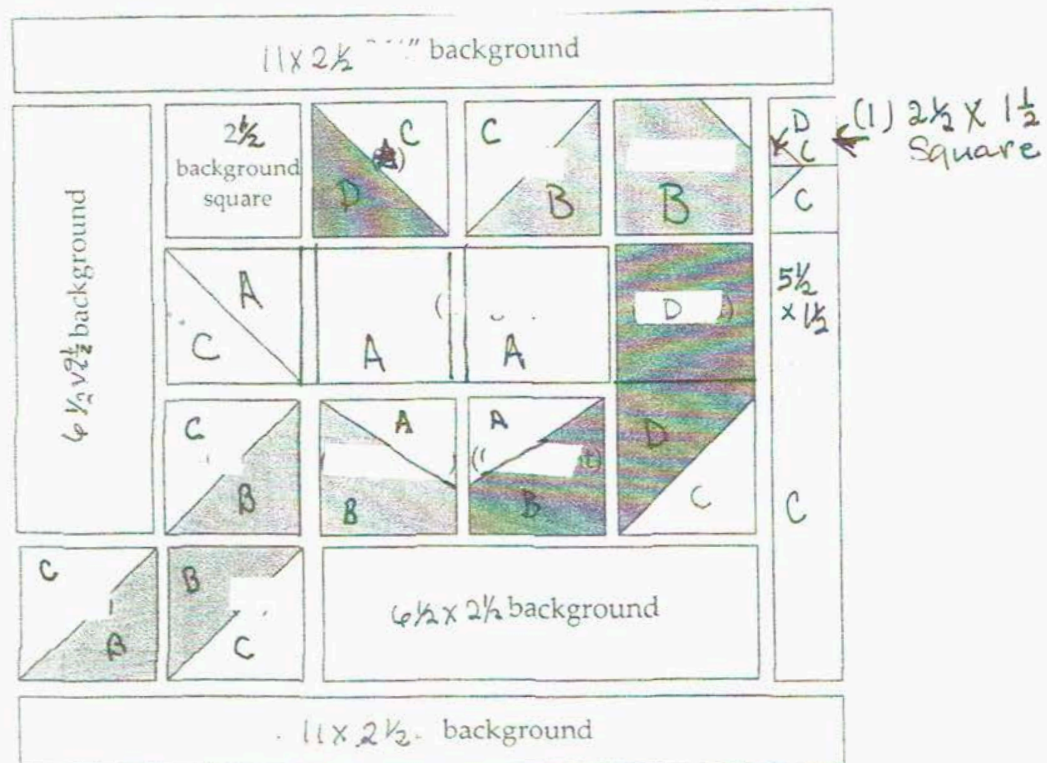
November Return in December

Cutting instruction

A Fabric: Red	A: (2) 3" squares (2) 2 ½ Squares
B Coordinating RED fabric	B: (2) 3 " squares (3) 2 ½ inch squares
C white on white	C: (2) 11X 2 ½ C: (5) 3 "squares (1) 2 ½
D: Medium Red Solid	C: (2) 6 ½ x 2 ½ Strip (2) ½ x 6 ½ strip
E. Black	C: (1) 1 ½ square (1) 1 ½ x 2 " rectangle
	D: (3) 3 "inch squares
	E: black (2) 1inch square

*** All HST should be Trim down to a 2 ½ square. s

All unfinished Square should be 2 ½

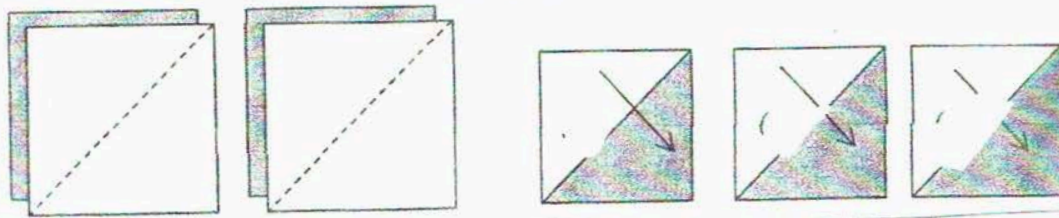


HST Take background Fabric, (C) Place Fabric (A) right sides together

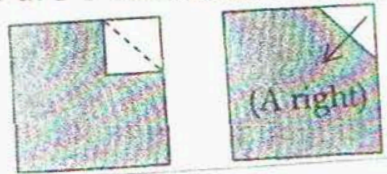
Draw a line from corner to corner. Then sew $\frac{1}{4}$ inch from line

You need (4) HST. Of fabric (A)&(C)

And (2) HST from fabric(C) & (D) And (1) From (A) & (C)



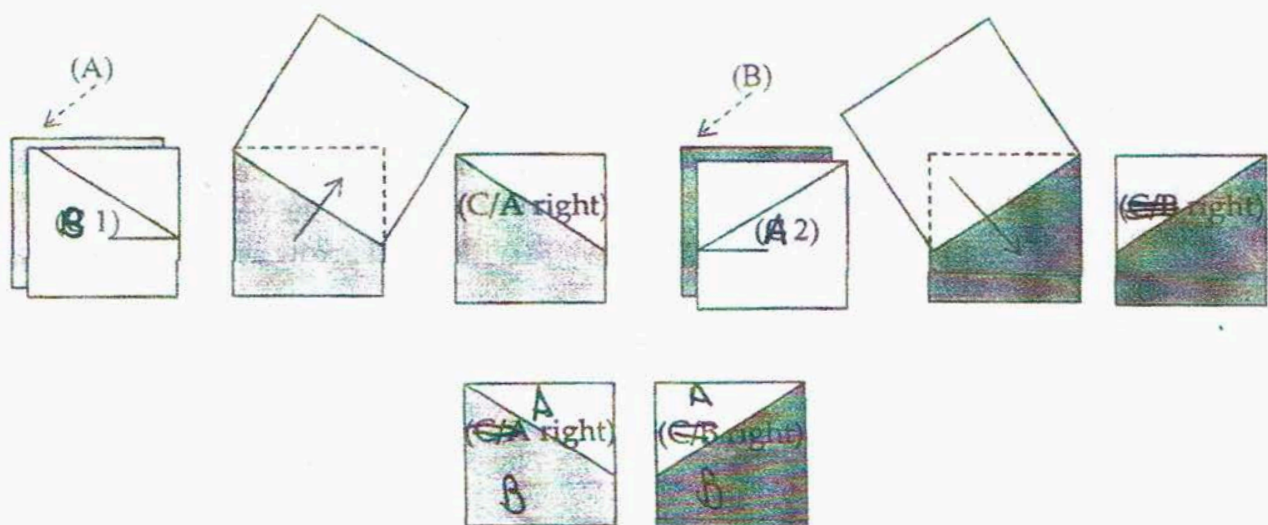
There are 3 snowball blocks. two Black and one on the Bird head .



The wing and Belly Blocks: Place two (A) Fabric & (B) fabric

Right sides together Draw (A) line 1 inch down from the top of the block. THEN draw a line from the inch line to the Corner. Sew on

This line ,Cut To make a $2\frac{1}{2}$ inch Block



Minutes

LPQG | 14 November 2022

The meeting was called to order at 9:15 by Jammie Ackley. Bonnie Magid lead us in prayer. Minutes as in the newsletter was approved. Marci Dickens first. Lyla Wenneker 2nd.

Financial report was approved. Patty Drewett first and Norma Gautreaux Christensen second the motion.

Norma Christensen talked about community service.

Karen Godfrey introduced what would be happening for the next three months for programs. December Christmas Party, January Baby Shower for Pregnancy Center and February is Skill Builder.

The winner for the Fat Quarter of the month was Debbie Jones. January's fat quarter will be Winter Wonderland.

One of our new members Joyce won the Block of the Month. Our next Block of the Month is a red bird.

Gail Kessler reported that we had 29 attendees, 1 new member, 265 volunteer hours. 11 attended bees.

Ruth Blanchard. Reported one education book turned in by Lyla Wenneker.

Kathy Hilton reminded everyone that Hometown Christmas is December 10th. She is still in need of volunteers. She said if you have quilts for sale be sure and put your name and phone number or wish to show one of your quilts.

Meeting was adjourned at 9:30.

Respectfully,

Karen Godfrey (for Sondra Sterling)



QUILT SHOW Report

LPQG | 14 November 2022

Great meeting. Great thanks to those that stayed for the meeting.

Questions and answers have made my thinking better on this. Several members have a lot underway.

We received our first entry (3) for quilts to be on display.

Remember you can and need to print the Entry Forms off of the web site and get yours in too.

Some fun silent auction baskets were discussed.

A flyer will be decided on at the December meeting and then we can start posting.

Ads and vendors will start coming in also.

I encourage everyone to come and find something you can do for the guild at the show.

Jammie Ackley, President





Financial Report



Treasurer's Report - Donna Garland

October 1, 2022 - October 31, 2022

Beginning Balance 10/01/2022					\$13,386.89
Date	Ck/Dep	Payee	Memo	Category	Amount
10/03/2022	LPQG 2007	**VOID** J & H Storage	Rent - Unit E-12 Oct 2022	Storage	\$-0.00
10/08/2022	LPQG 2008	Blanchard Baptist Church	donation - Oct 2002 mtg rm & 5 th Monday	Meeting Room	\$-100.00
10/10/2022	LPQG 2009	Marci Dickens	BoM quilt award	BOM	\$-25.00
10/10/2022	LPQG 2010	Roberta Burton	Guest Speaker Oct 2022 mtg	Programs	\$-100.00
10/10/2022	LPQG 2011	Bobbe Dickerson	BoM quilt award	BOM	\$-25.00
10/10/2022	LPQG 2012	Debbie Jones	BoM quilt award	BOM	\$-25.00
10/19/2022	DEP		Newsletter Ad - Jammie Ackley	Newsletter Adv.	\$20.00
10/19/2022	DEP		Membership Dues	Membership Dues	\$95.00
10/19/2022	DEP		Logo Item	Logo Items Sales	\$10.00
10/19/2022	DEP		Exchange Table	Exchange Table	\$19.50
10/19/2022	LPQG 2013	East Texas T-Shirts & More	Inv. #1054 - Logo artwork	Logo Items	\$-53.00
10/20/2022	DEP		Library	Library Income	\$50.00
10/28/2022	ACH	Square Space Storage	Rent - Unit E-12 Oct 2022	Storage	\$-45.00
10/29/2022	DEP		Membership Dues	Membership Dues	\$25.00
10/01/2022 - 10/31/2022					\$-153.50
BALANCE 10/31/2022					\$13,233.39
					TOTAL INFLOWS \$219.50
					TOTAL OUTFLOWS \$-373.00
					NET TOTAL \$-153.50



NOTE: Check #2007 to J&H Storage for Oct 2022 rental fee voided due to change in Ownership of Storage business.



Thanks to everyone for taking the time to share your beautiful projects. There is such an incredible amount of talent in our Guild.

Just a quick reminder; please print and complete the new Show & Tell form, and place it on the counter where the Show & Tell sign is located. We like to include this information along with a picture of you and your project in our monthly newsletter.



Sam Poprocki
Show & Tell Chair

PLEASE TURN IN THIS FORM AT THE GUILD MEETING TO THE SHOW & TELL CHAIRPERSON

Name _____

Date _____

LIVINGSTON PIECEMAKERS QUILT GUILD

Show & Tell

Quilt Owner _____

Name of Quilt _____

Quilted by _____

Date Completed _____

Pattern Name _____

*** By submitting your quilt or other sewing related item for Show & Tell, you are giving permission for the Livingston Piecemakers Quilt Guild to post a picture of you and your project on the www.lpqgtexas.org website, facebook, and our newsletter, Patchwork Gazette.



Dear Guild Members,

I want to thank you all so much for the wonderful team work that was put into the **Quilts of Honor** Program! From the set up to the take down, everyone made the program a success for those that received quilts.

I received so many phone calls and phone messages, on how great the program was presented and all the beautiful, beautiful quilts. I want you all to know I could not have done all this without everyones help!

Its not to early to begin working on quilts for the 2024 Quilts of Honor program! The list is already growing for those wanting quilts!

Bonnie Walker

Honoring all who served
VETERANS DAY
 11TH NOVEMBER

**42 quilts were slated for
 distribution with
 several more added at
 the presentation!**






Betty Tand presented a Quilt of Honor
to Bart Christiansen,
who served with the army in VietNam in 1968
























VETERANS DAY





hero













Copyright Homemade-Preschool.com



a letter from the editor

To start, let me say how much I appreciate all the kind words I received over the last couple of months or so with regards to the newsletter. As most of you know I have been heavily involved in my Dads care. He is doing pretty good now for being 90 years young and things have slowed down a bit for me! Thank you for your prayers!

I missed being at meetings and seeing everyone! From all the pictures and information I have received the guild continues to move forward in a positive way!! Makes my heart happy! So many new members and friendships popping up!

While technology delivers stories and such to our laptops and mobile phones, getting together is so rewarding! If you haven't been to a guild meeting or sewing bee lately, join in! The next guild meeting is December 12th. Check out the 'Bee' page here in the newsletter for a place to plug in!

Thank you to those of you who sent in photographs of the Quilt of Honor program! Such a beautiful program! Thank you for your hard work Bonnie Walker and all those who helped!

My goal as editor is to make reading the newsletter engaging and interesting! With that being said, please, please contribute pictures and articles of interest for publication in the newsletter! Please email your submission to me at: piecemakersguildtex@gmail.com

Wishing Everyone a Blessed Thanksgiving!

Nebbie

Member Vendor

Beginning in December, there will be a new page in the newsletter for 'Member Vendors'. This will be a place for you to place an 'ad' for sewing related items you have for sale. 10% of your sale would be donated to the guild just as with the Buy, Sell, Trade table at guild meetings! Your add will run in two newsletters or until sold.

Please send a picture along with a detailed description of the item along with the price you are asking!

All ads must be emailed to:

piecemakersguildtex@gmail.com

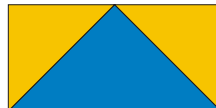


**TO ALL OF OUR
WONDERFUL
VOLUNTEERS!! YOU MAKE
OUR GUILD WHAT IT IS!
THANK YOU SO MUCH FOR
STEPPING UP!**



NO WASTE METHOD FOR MAKING FLYING GEESE UNITS

(Makes 4 geese units)


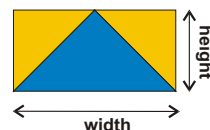


NOTE: These instructions give the formula for making Flying Geese units and do **NOT** give a particular cutting size. Just remember that the width of the finished unit is always twice its height.

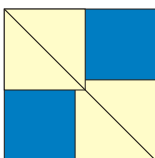
Size to cut squares:

Fabric A: Finished width of desired geese unit + $1\frac{1}{4}$ " (1.25)

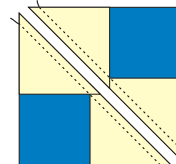
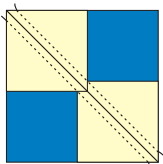
Fabric B: Finished height of desired geese unit + $\frac{7}{8}$ " (.875)



From Fabric A (the geese fabric), cut ONE (1) _____ square
From Fabric B (the sky fabric), cut FOUR (4) _____ squares

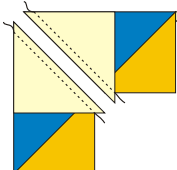
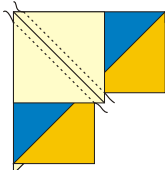
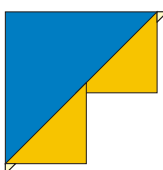


With right sides of fabric together, lay two of the smaller squares on the larger square, as shown. Using a ruler, draw a light pencil line diagonally from top left corner to bottom right corner.



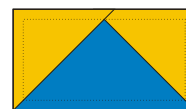
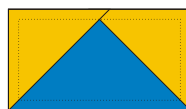
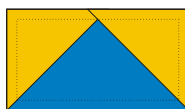
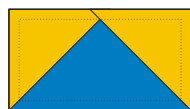
Stitch a scant $\frac{1}{4}$ inch on both sides of the drawn line.
Cut apart on the center drawn line.

Note: If your machine does not have an accurate $\frac{1}{4}$ inch foot, draw your stitching lines using a ruler and pencil.



Press seams toward Fabric B. Draw a diagonal line on wrong side of smaller square. With right sides together, lay one of the marked squares on the sewn unit and stitch $\frac{1}{4}$ inch on both sides of drawn line. Cut apart on drawn line. Repeat with the remaining unit and the remaining smaller square.

Press your 4 geese units open and use them in your favorite quilt blocks!



Instructions and illustrations © 2000 Patti R. Anderson
I created these instructions to share with you, so feel free to use it for your own personal use or to share with your quilt guild.
Note to teachers: Permission to photocopy these instructions is granted for use in class. Any other use must have my written permission. Please tell your friends or students where you got the instructions! Thank you.

patchpieces
quilts & pieces
by Patti R. Anderson



<http://www.patchpieces.com>



Polk County Commerce Center

1017 North Hwy 59 Loop

Livingston, Texas 77351

Quilt Show

Friday, April 21 & Saturday 22, 2023

Entry Fee: Members \$5.00 per entry — Non-Members \$10, limit two entries

Entry Fees are due on submission

Entry Form Deadline: February 1, 2023. Entries will NOT be accepted after this date.

The Entry Form can be found on the next page and on the guild website. The Entry Form located on the Guild website is a Pdf Fillable form for your use.

Also found on the website are the Quilt Show Entry Rules and Guidelines.



The Livingston Piecemaker Quilt Guild 2023 Quilt Show is just around the bend! "Spend some quality time with your sewing machines — WE WANT QUILTS!! — from Mini Quilts to King Size!! Get creative, dig through your stash, go fabric shopping, put in a new rotary cutter blade, plug in the iron, start sewing — WE WANT QUILTS!!"

Quilt Show Meetings

BEGINNING SEPTEMBER 2022,
QUILT SHOW MEETINGS WILL BE
HELD FOLLOWING THE GUILD
MEETING IN ODD MONTHS



Livingston Piecemakers Quilt Guild
 2023 Quilt Show - April 21 & 22, 2023
 Polk County Commerce Center
 1017 US-59 Loop, N
 Livingston, TX 77351

For LPQG Use Only

Quilt Entry Number: _____

Entry Form Deadline: February 1, 2023**Submit a SEPARATE copy of this form for EACH ENTRY. Entry fees are due on submission.**

Entry Fee: Members \$5.00 per entry Non-Members - \$10.00, limit 2 entries

Please attach a size 4 x 6 Phot with a Paper Clip, PLEASE DO NOT STAPLE-- with Name and phone number written on back.

Entrant Information - (For LPQG use only - your information is not shared)**Name:** _____**Address:** _____**City:** _____**State:** _____**Zip:** _____**Phone:** _____**Email:** _____LPQG Member: ☐I wish to become a new member: ☐ Yes**QUILT INFORMATION****Name of Quilt:** _____**Year Completed:** _____**Quilt Size:** _____**Width:** _____**Length:** _____**Top Made By:** _____**Quilted By:** _____**Quilting Method:**☐

Machine Quilted

☐

Hand Quilted

☐

Tied

☐

Other: _____

Design Source: Please include book title, pattern title, class/instructor, or all other forms of inspiration. (If your quilt was inspired by a commercial pattern or book, it is not your original design.)☐

Original

☐

Book/Pattern: _____

☐

Traditional

☐

Class/Workshop: _____

☐

Kit/BOM

☐

Other: _____

Category - refer to Entry Rules for detailed list:_____ **To Be Judged**_____ **For Exhibit Only (non-judged)****Hand Quilted, 1-2 Person**☐

100 Large Pieced

☐

102 Large Applique

☐

200 Small Pieced

☐

202 Small Applique

Machine Quilted, 1-2 Person☐

101 Large Pieced

☐

103 Large Applique

☐

201 Small Pieced

☐

203 Small Applique

Other☐

300 Miniature, any technique

☐

301 Mixed Technique

☐

400 Group Quilt

☐

500 Art Quilt

☐

600 Quilt Show Theme

☐

700 Wearable Art

☐

800 - NON-JUDGED

Brief story about your quilt. In approximately 75 words or less, tell us about your quilt, what inspired you, or any special technique you used. This information will be used in the program. Attach a separate page if needed.☐

I understand that LPQG will take every precaution to protect my entry in this show. Entrant will not hold LPQG, event management, or volunteers liable for damages or loss of entry. I understand they cannot be responsible for acts of nature beyond their control. I give LPQG the unlimited right to use a photo of my entry for promotions, advertising, multimedia products, website, and any photography relating to this event and other proper uses without further compensation to me. I have read and understand the Entry Rules and Guidelines for this show.

ENTRANT SIGNATURE: _____**DATE:** _____**ENTRY DEADLINE IS FEBRUARY 1, 2023. Please return completed Entry Form to Chairperson NO LATER THAN FEBRUARY 1.****All entries, Judged and Non-Judged, must be delivered to .****NO EXCEPTIONS.****Entries may be picked up after 4:30pm on April 22, 2023.**

Q U I L T S H O W S - 2 0 2 2

QUILT SHOWS AROUND TEXAS

<http://quiltguilds.org/Events/Quilt-Shows/In/Texas>



QUILT RETREAT — STAGECOACH RETREAT

TYPE: Open Sew!

WHEN: **May 4-7th, 2023**

LOCATION: Stagecoach Retreat, Coldspring, Texas

CHECK IN: May 4th

CHECK OUT: May 7th

ORGANIZERS: Jammie Ackley — thequiltingescape@gmail.com

PAYMENT DUE: **\$285 — deposit of \$50 due now,
remainder of \$235 due at February guild meeting**



July 2023

HOW TO STAY IN TOUCH

Our guild website is located at: <https://lpggtexas.org>

Facebook — Community Page: <https://www.facebook.com/LivingstonPiecemakersQuiltGuild>

Facebook — Private Group: <https://www.facebook.com/groups/459602848637377>
LPQG Block of the Month & Other Fun Stuff, Livingston, Texas

Email: piecemakersguildtex@gmail.com

Instagram: <https://www.instagram.com/livpiecemakers/>

Mailing Address: Livingston Piecemakers Quilt Guild
P. O. Box 1486
Livingston, Texas 77351

Livingston Piecemakers Quilt Guild

HOME CALENDAR MEMBERSHIP RESOURCES PHOTO GALLERY MEMBERS ONLY DONATION QUILTS

Account sign in

Sign in to your account to access your profile, history, and any private pages you've been granted access to.

Email

Password

SIGN IN

Reset password

If you are a NEW MEMBER, send an email from the 'Home' page of the website. An email will be generated and sent to you so that you can establish an account and have access to the 'Members Only' section.

To reset your password, click the tab "MEMBERS ONLY" and this page will come up. Click on 'Reset password' to reset your password to the website.

Copyright © 2018 Livingston Piecemakers Quilt Guild - All Rights Reserved.

ADVERTISEMENT RATES

1/8 page: \$20/year (business card size) (12 issues)

1/2 page: Contact us @ piecemakersguildtex@gmail.com (12 issues)

Above rates apply to 12 issues. Ads accepted only for quilting or quilt-related subjects and must be prepaid.

Deadline for ads (getting copy or camera-ready artwork to the Editor) is the first of the month in which you wish the ads to appear. Email the Editor at piecemakersguildtex@gmail.com if you have any questions.

SUBSCRIPTIONS

PATCHWORK GAZETTE — LPQG trades complimentary issues of the **PATCHWORK GAZETTE** with other guilds upon request. Contact Newsletter Editor for additional information.



Open your Smart Phone
and take a pic of this QR
code and you will be
directed to the
Livingston Piecemakers
Quilt Guild
Website

