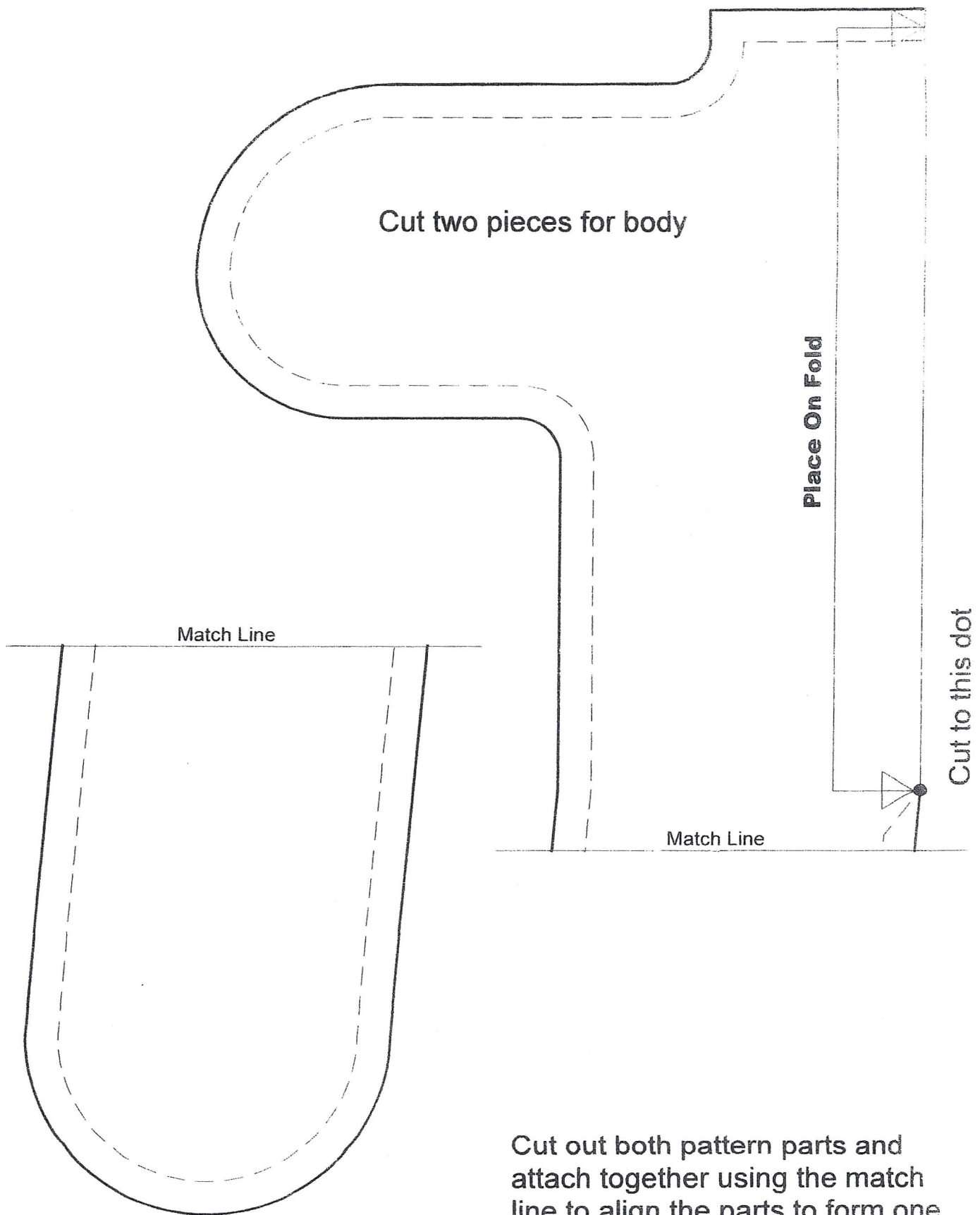


Dolls on Mission

What to do with the Dolls?

- Ask a missionary your church knows if she could use the dolls in a ministry in her country. She'll know the best way to send the dolls.
- Planning an overseas missions trip? Ask the receiving missionaries if they could use this type of ministry.
- Share dolls with homeless shelters, women's shelters.
- Provide dolls for children living in poverty situations like migrant camps.
- Supply dolls for local rescue squads for children in traumatic situations.
- Take the un-stuffed, sewn dolls to a nearby prison (obtain permission beforehand) for the prisoners to stuff and make the salvation bracelets. What a way for the prisoners to learn about Jesus in the process!
- Make dolls for North American missionaries. Send a request for a listing of missionaries who will receive and distribute the dolls by contacting the NAMB Promotion Team at 1-800-749-7479, ext. 6291, or email promotion@namb.net [7].



Cut two pieces for body


Match Line


Place On Fold

Cut to this dot

Match Line

Cut out both pattern parts and attach together using the match line to align the parts to form one pattern.





Face Pattern
cut out two