



THE PATCHWORK GAZETTE

Livingston Piecemakers Quilt Guild

Volume 27 Issue 4

Sondra Sterling, Editor

July 2021

President—Jammie Ackley

It was so good seeing everyone at Guild Monday. What world we do with our lives if quilting wasn't intermixed in the day.

Thanks for all that the Board and committee members do during the month that others are unaware of. A BIG Thank You for keeping this guild going!

Don't forget about the things Karen Godfrey has been putting together for us to stay involved in. Look at her report and get the things together to be a part.

We can use someone to volunteer for Show n Tell. Thanks to those that help get things to F.A.I.T.H. when Joyce is out.

We have 11 signed up for the sew-in at Stagecoach Sept 27, 2021. It's gonna be a fun day. There are three more spots left.

Until next month, keep piecing and quilting.

Jammie

1st VP/Programs—Karen Godfrey

What awesome tips, tricks and repurposed ideas were shared! I can't wait to try them out. Again, thanks to Jeannie Noble, Sue Glick, Kay Hardy, Jammie Ackley, and Vicky Myers who shared ideas along with me.

August meeting will be about the Gees Bend Quilters. Our fifth-Monday will be making blocks inspired by the Gees Bend Quilters. You will need to bring a variety of fabric scraps. I will bring black fabric to share with us all. September is a speaker Zonna Craig on the history of aprons. This also is our September Challenge due date. Apron of your choosing but must have two quilted pieces incorporated into it. Our Cathy Tullos will be speaking to us in October about what a long-armor expects from her customers.



LPQG Minutes July 12, 2021

The meeting was called to order at 9:30 by President **Jammie Ackley**. An opening prayer was given by **Nancy Brinton**.

A motion to accept the June minutes as published in the newsletter was made by **Patty Drewitt** and seconded by **Donna Garland**. It passed and minutes were approved.

Jammie went over the budget and explained about having outside speakers come to our Guild.

Karen Godfrey – 1st VP/Programs – gave gifts to last month’s presenters of favorite blocks and their history. She asked for quilting tips or techniques to be shared by members.

Karen opened July program with some tips: check at Dollar Tree for items that can be repurposed. From teacher supplies – small clothespins with numbers can be clipped to quilt rows to keep in order. Use a potholder sewn into a cone to make a scissor holder which can hang. Use a folding cosmetic bag to hold sewing items and keep them separate. A meat skewer with beads threaded on and glued can become a stiletto. Stilettoes also made from wooden skewers with beads attached. Use a skirt hanger to hang blocks and keep them organized. A wooden dowel, covered with glued on batting, can be used to wrap a block around and slide into a tubular bag to prevent creases. She offered the tip that a large spool can be used to wind binding around, cut a slit in bottom to hold end of binding – can be decorated as desired. Keep a notebook with “card pages” for business cards of quilting associated dealers, also take pictures and make notes about finished quilts. It’s also a good idea to take a photo of quilt in progress, it might help to discover any mistakes. She said to use freezer paper for paper piecing (?). Ask her.

Kay Hardy offered a tip on how to duplicate fabrics to make small repairs. Using ink jet copier, take a picture of undamaged square. Printed Treasures makes a fabric to run through your printer. If your printer makes a “true color” copy, then cut a small shape to cover the hole in your antique/old quilt. Use Derwent Inktense ink pencils to “doctor” any colors that aren’t quite bright enough. Set the colors with water or aloe vera gel using a cotton swab. Kay can answer any questions about this technique.

Sue Glick has a sure-fire way to make fast HST without cutting triangles. Instructions in this newsletter.

Jammie Ackley said she has two different machines that she might take on a retreat. She makes mesh zipper bags that contain all items she will need for that specific machine and keeps it with the machine. She also uses an eraser to fit on the end of stilettoes or seam rippers to prevent accidental jabs. To “audition” a quilting design, use a see-through clear shower curtain (from Dollar Tree) and cut it to the width and length of your quilt bed. Then

draw the design with dry-erase markers. Use bright duct tape around the edges for definition, so you don't draw on the quilt.

Jeanie Noble said that when writing on a quilt label, iron freezer paper to the back of the label to add stability. Especially for hand quilters, when you have finished quilting turn the quilt over and look at the back where it is easier to ensure that all areas have been quilted.

Nancy Brinton keeps a small notebook next to her machine so that she can write the size of the zigzag stitch she uses for Velcro, or a favorite decorative stitch for a project. She also said that if you put a bright color of nail polish on the corner of your rulers it allows for easy identification if you are at a bee or a retreat.

Vickie Myers uses a belt/tie holder with large rings attached to hold patterns, stencils, and odd sized rulers.

Patsy McGowen has no wall space in her sewing room. She places a spring tension rod in the window to hold items.

Karen Lee reuses plastic fruit cartons (from blueberries, raspberries, etc.) to keep small quilt pieces in. These she can store in a larger tub.

Buy-Sell-Trade table – **Mary Parrish** had many items, Rose is cleaning out and had many sewing items, a wireless printer, and a photo frame (unused) in addition to the LPQG logo items and shirts for sale. Free items included books on CD and fabric.

Block of Month – *Debbie Cox* – **Karen Godfrey** was the winner.

Community Service – **Meg Rybicki** – has a new project, a port pillow, and had some kits with instructions available. These are for a facility in The Woodlands.

50/50 – **Kathy Hilton** – was won by **Vickie Myers**.

Education – **Karen Godfrey** showed a book quilt made by **Barb Persinger**.

FAITH – packing will be Thursday. **Joyce** was absent so **Sondra** will drop off the items at Livingston Physical Therapy.

Donation Quilt – was taken on July 3rd to FAITH 4th of July celebration. **Kay Hardy, Brenda Hopson, and Sue Glick** sat at the table and sold \$103 worth of tickets.

Birthdays for July – **Sondra Sterling** and new member **Renee Page** received fat quarters.

Sunshine and Shadows – **Betty Tand** has been ill, **JC Gafford** is getting stronger each day and is waiting for an opening at a rehabilitation center. **Norma Christensen** is currently riding a knee scooter due to reinjuring a ligament in her right leg.

Stash Builders – **Kathy Hilton** – gave information on a man that has some vintage machines for sale. Stash Builders were won by **Madi McMurry, Nancy Brinton, and Sharon Jeans** – accepted by her son **Keith Golemon**.

Webmaster – **Debbie Cox** – has page for Block of the Month, is linked to the Guild FB page.

Jammie Ackley mentioned a day retreat at Stagecoach Retreat, north of Coldspring, on September 27 where each person can work on their own projects or charity items to be determined.

Fat Quarter of Month – Norma Christensen – Jeanie Noble won 16 cream muslin fat quarters. Next month is any color of grunge fabric. Norma stated that she brings fat quarters that can be purchased for \$2 so people can easily participate.

Membership – Gail Kestler – there were 38 members present with 4 guests. One of the guests, **Renee Page** joined. The Guild logged 458 volunteer hours and 17 attended Bees. **Sondra Sterling** earned her 10 year pin in February, and it was awarded. **Door Prizes** – won by **Meg Rybicki, Nancy Brinton, Claudine Hasting, LyLa Wenneker** and **Sondra Sterling**. Meeting was adjourned at 11:05 after motion by **Karen Godfrey** and second from **Jeanie Noble**.

Respectfully submitted by Sondra Sterling

LPQG Board Meeting

The Board Meeting came to order at 11:25am. In attendance were **Jammie Ackley, Karen Godfrey, Sondra Sterling, Donna Garland, Mary Parrish, Patty Drewitt, Debbie Cox, Kay Hardy, Gail Kestler, Norma Christensen, and Meg Rybicki**.

It was decided there would be a 3 month “Grace Period” in which to pay dues after the new fiscal year begins. If not paid within that time the member would be dropped from the roster and lose any accrued time of tenure.

Add to bylaws: “Guild members can participate/have access to organized retreats. There may be a fee involved.” Our Guild does **not** pay for individuals to attend retreats, that is a personal choice and responsibility.

The Block of the Month will be published in black and white. If a color print is desired, members can take a photo of the copy provided or look online and print their own. The Budget is adjusted to add an additional \$400 to carry the BOM through the end of this fiscal year next March. Motion made by **Donna Garland** and seconded by **Sondra Sterling**.

In lieu of the sponsored bus trip to the International Quilt Festival at the George R Brown Convention Center it was discussed that cars might caravan to the Townsend Rd Park and Ride on I-69. Members over age of 70 can obtain a Metro card for free, 65-69 ride for 50% off. Members should look into obtaining a card before the October trip. Website—<https://www.ridemetro.org/pages/FareFAQs.aspx>

The Board voted on the next donation quilt which will be purchased from Jammie Ackley at a cost of \$300.

Meeting adjourned at 12:30 after motion by **Patty Drewitt** and second by **Karen Godfrey**.

MEMBERSHIP REPORT FOR July 2021– Gail Kestler, 2nd VP, Membership

There were 39 members present, 466 volunteer hours claimed and 17 attended bees in the previous month. There were 4 guests and **Renee Page** became new member. **Alice Bland** renewed her membership.

GUESTS: Jo Ann Ackley, Renee Page, Monique Townsend, Keith Goleman.

DOOR PRIZE WINNERS: **LyLa Wenneker, Meg Rybicke, Sondra Sterling, Claudine Hasting, and Nancy Brinton**

2021-2022 Memberships were due in April, 2021.

Community Service—Meg Rybicki

Fourteen items were collected during our July meeting.

Our latest focus project is a "port pillow". These miniature 3 inch by six inch pillows have velcro wings to attach to a bra or camisole, lifting fabric away from an IV port used for chemotherapy. These will be delivered to Canopy, one of the breast cancer support facilities in the Woodlands area. Canopy was also very grateful to receive 30 mastectomy pillows from our last focus project. Women from Polk and other surrounding counties are referred to services in the greater Houston area since we don't have these facilities. If you signed out a port pillow kit, please return your pillow at the next meeting.

Instructions for Port Pillow, compiled from various sites — Editor

This is a good scrap buster.

Cut 2 rectangles 3.5" x 6.5", and *sew-on* hook and loop (Velcro) tape 3" long. On right side of one piece of fabric, press in half hamburger style. Use pressed line to line up Velcro — put bottom of tape against pressed line. Place one piece of Velcro on each edge of right side and sew with 1/8" seam to secure, tape will be slightly offset, about 1/2". With right sides together, line up rectangles and stitch with 1/4" seam around three sides. Turn right sides out. Use a good handful of polyester fiber-fill to stuff moderately full. Turn in the end and close by hand or machine.



Special Projects/ Troop Support — Joyce Trojan

Items received this month included packages of chewing gum, peanut butter, cookies, hard candy, sunflower seeds, and oatmeal. Also a helmet liner, Ramen noodles, individual drink mixes and breakfast bars. Also checks toward helping with postage.

Thanks to each of you who donated to our men and women serving around the world. Please continue to support this effort with donated items or monetarily.



Fat Quarter of Month—Norma Christensen



Jeanie Noble was the winner of July cream fat quarters. **August will be any color grunge fabric.**

Fat Quarter of the Month Winners

JAN 2021-LyLa Wenneker	JULY 2021— Jeanie Noble
FEB 2021— Susie Perry	AUG 2020— Bitsy Barr
MAR 2021 — Mary Parrish	SEPT 2020— Lyla Wenneker
APR 2021 -Norma Christensen	OCT 2020— Sharon Schubert
MAY 2021— Cathy Tullos	NOV 2020— Sondra Sterling
JUN 2021— Karen Lee	DEC 2020— Debbie Baca

Hospitality

Vickie Myers has volunteered to make coffee before each meeting. If you would like to bring refreshments — **DO SO! Another volunteer would be welcome.**



Thank you Vickie!

2021 Fat Quarters

- Jan: White Muslin (Jean's)
- Feb: Hearts or red prints
- March: Polka dots
- April: Batik
- May: Pastel
- June: Patriotic; red/white/blue
- July: Cream muslin (Jean's)
- Aug: Grunge (any color)**
- Sept: Vintage, Civil War
- Oct: Fall
- Nov: Stripes (any color)
- Dec: Winter Holiday



Volunteers manning the tables at the FAITH Fundraiser—thank you **Brenda H., Kathie H., Kay H.,** and **Sue G.** for taking in \$103 for chances on our Donation Quilt

Quilts of Valor

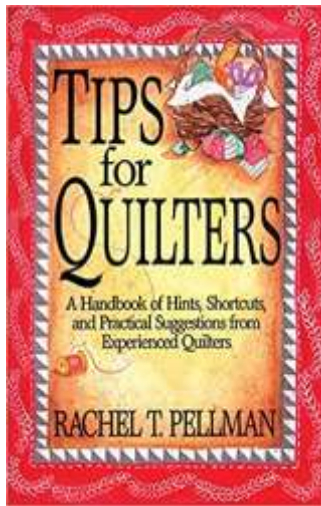



Bobbylee Ruskis presented this QoV to her Navy grandson Petty Officer Nicholas O’Neil



LyLa Wenneker made this QoV for a veteran of VietNam and Desert Storm whom she met at Luby’s

Our program for July consisted of tips, tricks, and repurposing items for quilting.



Sue G. shows diagram of how to make HST without cutting—instructions in newsletter



A roll-up cosmetic bag repurposed to hold many quilting supplies for **Karen G.**



Karen G. found clips at Dollar Tree for marking rows on quilts



Karen G. brought a spool painted and used to hold binding. She painted the knob to show a little girl



This candy dish was repurposed as a pin cushion, and tools can be inserted around the edge—**Karen G.**



Thank you gifts for presenting favorite blocks last month were given to **Barb P., Kay H., Karen L., and Jeanie N.**



Sondra S. and new member **Renee P.** both have birthdays in July



Door prize winners were **Sondra, LyLa, Claudine, Nancy, and Meg**



Vickie M. took home the 50/50 prize



Stash Builders were won by **Sharon J., accepted by son Keith, Nancy B., and Madi Mc**



Sondra S. was presented her 10-year membership pin by **Gail K., 2nd VP/ Membership**



Barb P. made this quilt to go with My Farm Friends



Karen's Camping Quilt



Karen used small panels for this purple quilt



Sharon shows a semi-relative's first quilt—good work Shannon!



Marty brought 2 baby quilts, a blue "trellis" pattern, and a pink busy block.



Sue G. shared "Ties that Bind" made from ties belonging to her deceased father (2010) and uncle (2014). There are pieces from over 100 ties. The pattern is "Spinning Spools" by Alex Anderson.



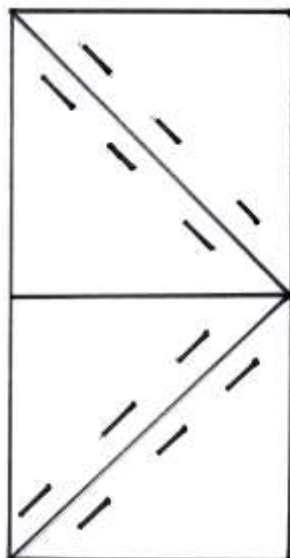
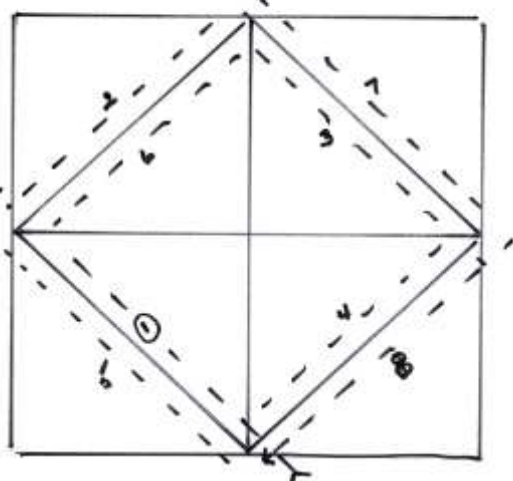
Rose has repurposed pillow shams for a baby covering for Susie. For new members information — Rose takes gently loved baby dolls, cleans them up, shampoos their hair and outfits them. She then donates them to retirement homes where they are greatly appreciated.

Sue's tip to make HST — either 8 at a time or 4

These diagrams are for 2.5" HST

For other sizes, *double the size of your finished HST and add 1"* . Draw lines through center both vertically and horizontally (for square). Connect lines as shown (solid) and sew 1/4" on either side around the square. Cut on all solid lines. For 4, draw line halfway across rectangle, and from corner to end of line across center. Sew 1/4" on each side, cut on solid lines.

6" SQ FINISHES TO
2.5" HALF SQ Δ
MAKES 8



There will be minimal trimming after making your cuts and pressing open.

A 6"x3" rectangle will make 4 HST that will finish at 2.5"



Livingston Piecemakers Quilt Guild 2021-2022 Officers

Officers

President.....Jammie Ackley
 1st Vice President – Programs Karen Godfrey
 2nd Vice Pres.– Membership Gail Kestler
 SecretarySondra Sterling
 Treasurer Donna Garland
 Parliamentarian Patty Drewett

HospitalityVickie Myers
 Librarian.....LyLa Wenneker
 LPQG Memorabilia... Mary Parrish & Rose Miller
 Newsletter.....Sondra Sterling
 Publicity..... Kay Hardy
 Quilt Show **2023**..... **OPEN**

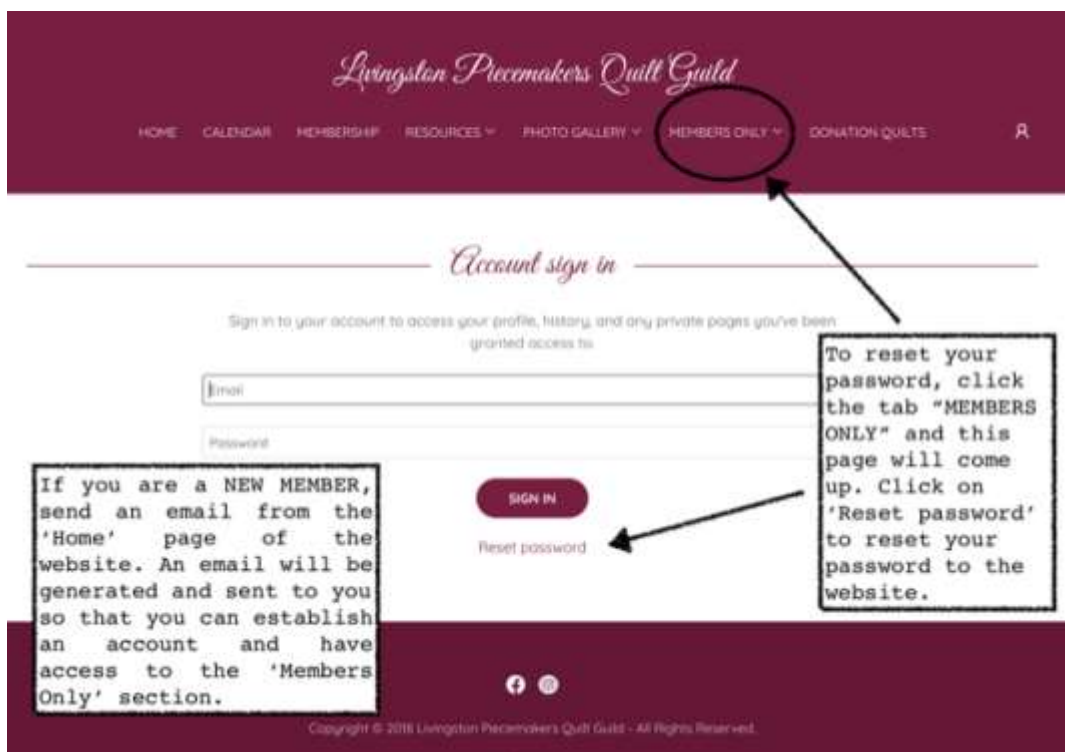
Committee Chairs

Bee Keeper..... A member of each Bee
 Bus Trip.....JC Gafford
 Challenge RetreatJammie Ackley
 Community Services Meg Rybicki
 Donation Quilt Design.....Kay Hardy & Sue Glick
 Donation Quilt Tickets Printing Kay Hardy
 Donation Quilt Ticket Sales.....Patty Drewett
 Donation Quilt Scheduler..... **OPEN**
 Education Karen Godfrey
 Electronic Communications Sondra Sterling
 Exchange TableMary Parrish & Rose Miller
 Historian Kay Hardy
 Hometown ChristmasKathie Hilton

Quilts of Valor Marty Desselle
 Special Projects/Troop Support.....Joyce Trojan
 Sunshine & Shadows Karen Lee
 Challenge Kathie Hilton & Nancy Brinton
 Website Debbie Cox

Fun Stuff Chairs

50/50 Brenda Hopson
 Birthdays Brenda Hopson
 Block of the MonthDebbie Cox
 Door Prizes Brenda Hopson
 Fat Quarter Stash Builder Kathie Hilton
 Fat Quarter of the Month.....Norma Christensen
 Gifts to Visitors.....Brenda Hopson
 Secret Pals..... Patty Drewett
 Show & Tell.....**OPEN**



Editor's Note:

A quilting related business can advertise in **the Patchwork Gazette** with a business card ad for a fee of \$20/year.

Communications— - Sondra Sterling

If you are not receiving your LPQG emails, send an email to Sondra at sondras@eastex.net or text or call her at 936-520-1119.

That way, she will have your email address and can make corrections to her list if it is necessary. If you need telephone notifications, let Sondra know at 936-520-1119.

Dave's Sewing Machine Repair**Dave Godfrey**

713-501-5980
243 Koonce Rd.
Trinity, Texas
dsmrepair@yahoo.com



Cleaning and Repair Most all Models
Gammill Long Arm Certified

Cathy Tillos
lovethatbinds@yahoo.com

Love That Binds Quilting Service

Long Arm Quilting
936-933-1113
Livingston, TX

Face Book: <https://www.facebook.com/lovethatbindsquilting>

The Quilting Escape

Longarm Quilter
Teacher/Lecturer/Retreats

Jammie Ackley

10282 South State Hwy 94
Trinity TX, 75862
thequiltingescape@gmail.com

936-329-1376

Stitches of Bleu***Jason & Nancy Bleu***

**** FABRIC & QUILTS ****

30 State Highway 150
Coldspring, TX 77331
Stitchesofbleu@gmail.com



281-221-7547

JULY 2021— BLOCK OF THE MONTH

Sixteen members turned in sixteen 'Scrappy Pinwheel Toss' BOM blocks at the July 12th guild meeting. Two members have IOU's.

The winner of this month's drawing was Karen Godfrey!! She won a beautiful scrappy set of blocks that will make a beautiful quilt!

Appreciation is extended to those members who graciously contribute to the Block of the Month each month and go above and beyond with contributions of more than one block. The generosity goes a long way to help the winner create a nice size quilt!

The July (*due in August*) 2021 Block of the Month is the 'Ocean Waves'. This block is also known as the Snails Trail or the Monkey Wrench. I enjoyed making this one! When selecting fabric think ocean wave colors of blue paired with white Jean's Muslin.

Visual step by step instructions on how this block is put together can be found on the BOM Facebook page. Just contact me to be added to the facebook page. You will need to 'friend' me on facebook in order for me to add you to the group. The group is set to private, so that only members can view it.

All members are encouraged to participate in the monthly BOM and help the lucky winner obtain a nice collection of blocks to complete a quilt. Members can participate *without being in the drawing* by bringing blocks. Just indicate on the sign-in sheet by a 'yes' or 'no' to be included in the drawing!

Please note that as a winner of the BOM, you are required to make and bring a block each month for twelve months. Also, if you are a winner and complete your BOM quilt within six months, you will be awarded a \$25 gift certificate to Jean's Corner Quilt Shop!

FYI — In the future, BOM handouts at the guild meeting will be printed in black and white. This decision was made in an effort to minimize printing costs. Each member receives a newsletter via email which includes a color copy of the Block of the Month. Other means of obtaining a color copy of the Block of the Month are the guild website and on the Facebook page, LPQG Block of the Month, Livingston, Texas

SOMETHING NEW TO THE BLOCK OF THE MONTH!!

BOMB — What is a BOMB??

Well...it is a Block of the Month Bag which will include the directions and fabric to make the current BOM. BOMBs will help offset the cost of the BOM project. These costs may include copies, supplies, and gift certificates.

BOMB kits will be offered each month at the guild meetings with a starting cost of \$5.00 each. These kits will include the required fabric needed to complete the monthly BOM. The fabric contained in the BOMBs will be from donated fabric.

To start, there will be five kits available at the August meeting. These currently will be on a first come first serve basis. These kits are intended for those members who are participating in the BOM each month by contributing a block for the drawing. If you are making the BOMs for your use only and not contributing, please consider just using your own stash instead of purchasing a kit. These kits will be reserved for those contributing to the BOM each month.

BOMB BOX

A box will be available at the Block of the Month table for fabric scrap donations that members wish to donate to the BOMB project. Please consider donating fabric scraps that can be used to create BOMB kits. No confetti, please, only usable pieces of fabric large enough to create units for a block.

Debbie Cox, BOM Chairperson

piecemakersguildtex@gmail.com




Karen G. won the Block of the Month,
“Scrappy Pinwheel Toss”



August will be “*Ocean Waves*”.

If any member knows of a “waiting list” for Quilts of Valor, please contact **Marty Desselle** who is the Committee Chair for the next QoV presentation. The Guild would like to see quilts given to any/all veterans, but we need to know who they are.



LPQG SPONSOR

Fabrics • Notions • Sewing Machines



ean's Corner
Jean Yarbrough/Owner

712 N. Jackson Ave. • Livingston, Texas 77351
www.jeanscornerquilts.com
jyarbrough@livingston.net

(936) 327-8817 Home (936) 327-4663

Livingston Piecemakers Quilt Guild
PO Box 1486
Livingston, TX 77351

July 2021
www.lpqgtexas.org