Volume #31 Issue #11 www.lpqgtexas.org FEBRUARY 2026

Piecemakers Press

A Publication of The Livingston Piecemakers Quilt Guild

At A Glance...

MARCH

09 Mar — Guild Meeting
Karen Overton, Speaker
Trunk Show

10 Mar — Workshop
Karen Overton, Paridise Island Quilt Pattern

30 Mar — 5th Monday Worshop
Karen Lee — Hemingway Bag

APRIL

13 Apr — Guild Meeting — Election & Installation of officers

MAY

11 May — Guild Meeting — LaDonyce Hamilton — Scrappy Applique'

FAT QUARTER OF THE MONTH

March 2026 –
Luck o' the Irish (green)

BLOCK OF THE MONTH

MAR / due APR 2026 –
"Drunkards Path"

PRESIDENT'S MESSAGE

Our February Meeting was wonderful. I was so glad to see everybody back and well. I really enjoyed Kathy Tucker and her Studio 180 presentation. I am intrigued with the 180 process and am even more excited about doing a workshop with Karen Overton in March. Hoping we have a good showing for the Workshop.

I keep seeing different people on the Internet giving their ideas on how to organize your fabrics, get your projects in order, finish your UFO's, etc. I am trying to get motivated but it is really hard. I go to organize and find projects I had forgotten and all I want to do is to sit down and start them!

We are having our Elections at the March Meeting. If you have been thinking about it, you can still put your name in before the Vote. If you just want to get a little experience, think about being a Chairperson. Right now, we need somebody for the Exchange Table and the Library. It is fun to get involved and you all have talents outside of Quilting (Quilting is still the best tho).

I hope everyone had a lovely Valentine's Day and hope to see everyone at the March Meeting.

Vicki Wooddell, President

NEXT NEWSLETTER DEADLINE

Friday, MARCH 13th, 2026

piecemakersguildtex@gmail.com

Editor: Debbie Cox

PROGRAMS

1st Vice President

Bonnie Walker

- **MAR** – Guild Meeting – Karen Overton, Speaker – Trunk Show
- **MAR** – Workshop with Karen Overton, Paradise Island Quilt Pattern using Studio 180 Tucker Trimmer I ruler
- **APR** – Guild Meeting – Election & Installation of Officers – Pot Luck luncheon
- **MAY** – Guild Meeting – LaDonyce Hamilton – Scrappy Applique
- **SEP** – Guild Meeting – September Challenge - Camping Theme
- **OCT–** Guild Meeting – TBD
- **NOV** – Quilts of Valor Program
- **DEC** – Guild Meeting – Christmas Party

- **MAR** – 5th Monday Workshop – Karen Lee – Zipper Bags
- **JUN** – 5th Monday Workshop – Gail Kestler – Stuffed Animals
- **AUG** – TBD
- **NOV** – TBD

MEMBERSHIP

2nd Vice President

Cheryl Cox

Attendance:	50
New Members:	2
Guests:	2
Current Membership:	88
Bee Attendance:	16
Volunteer Hours:	488

Door Prize Winners:

Sylvia Sills, Mary Ann Wilson, Norma Christensen, Sarah Hiatt

Guests: Deb Allen, Susan Guero

New Members: Sharon Roberts, Cassie Hopson

Cheryl Cox

2nd VP, Membership

2026 Membership Stats:

Past Presidents:	16
Charter Members:	3
Members:	69
Total Membership:	88

Year-to-Date Volunteer Hours: 731

10 year pin awarded to Sharon Jefferies and Sondra Sterling achieved her 15 year pin.

“ Jubilation ”

a Deb Tucker Studio 180 Design
(measures 100”x100”)
Pieced by Sarah Hiatt; Quilted by Cathy Tullos

Tickets for the 2026 Donation Quilt will be availableat guild meetings

Please see Madi McMurry for Your packet of tickets!
$1.00 each or 6 ticket for $5.00

Our Donation Quilt will travel to the following locations:

16 Jan 2026 — Quilt Guild of Greater Houston, Bellaire, Tx; Fri., Jan. 16th, 10:00am - 12:00pm

16 Apr 20216 — Brenham Friendship Quilt Guild, Brenham, Tx; Thurs., April 16th, 10:00am - 12:00pm

Paradise Island

Supply List and Cutting Instructions

Karen Overton, Retired Studio 180 Design Certified Instructor

General Supplies for Workshop

Paradise Island - Pattern included with workshop
Tucker Trimmer I® & **Quilter's Magic Wand®** by Studio 180 Design
(6) Paper Plates
Fabric Key - free download at **https://payhip.com/b/oaVTD
Fabric Marking Pen or Pencil
Usual Sewing Supplies including rotary cutter and mat

Precut Fabric Prior to Workshop

The fabric key will assist you in choosing and labeling your fabrics to make Block 4 in the workshop. Please refer to the pattern for yardage requirements for the entire quilt.

WOF = width of fabric, assumed 40"

Fabric A:
- **(3) 4½" x WOF:** subcut
  - (16) 4½" x 4½" squares, label as CU-4
  - (2) 4½" x 4½" squares, label as CU-3
- **(2) 1½" x WOF:** label as S9P

Fabric B:
- **(2) 4½" x WOF**: subcut
  - (8) 4½" x 4½" squares, label as CU-4
  - (4) 3½" x 3½" squares, label as corner

Fabric C:
- **(1) 4½" x WOF**: subcut
  - (4) 4½" x 4½" squares, label as CU-3
- **(1) 5¼" x WOF**: subcut
  - (10) 5¼" x 4" rectangles, label as S9P

Fabric D:
- **(1) 4½" x WOF**: subcut
  - (8) 4½" x 4½" squares, label as CU-4

Fabric E:
- **(2) 1¾" x WOF**: label as S9P

Fabric F:
- **(1) 2¾" x WOF**: label as S9P Position 5
- **(2) 3" x WOF:** label as S9P Position 3

Fabric G:
- **(1) 1¾" x WOF**: label as S9P

Fabric H:
- **(1) 1¾" x WOF:** label as S9P
- **(1) 4½" x WOF**: subcut
  - (2) 4½" x 4½" squares, label as CU-3

Block 4

24" x 24"

Shown with 4" borders

CU = Combination Units

S9P = Shaded Nine Patch Units



TheQuiltRambler@gmail.com

Workshop will focus on Block 4 - 24"x24"

If you are <u>only making the block</u> and want to add borders to make the quilt 32" x 32" cut the following:

Narrow Border:

<u>Fabric C (4) 1½" x WOF</u>

Outer Border:

<u>Fabric A (4) 3½" x WOF</u>

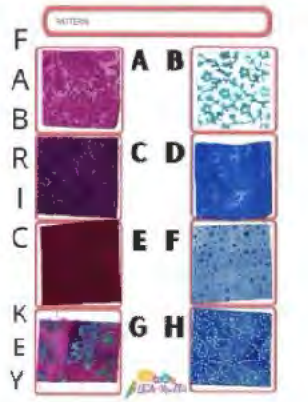

Please have your Fabric Key prepared with cuts from your fabrics

* free download at <u>https://payhip.com/b/oaVTD</u>

Yardage for 54" x 72" quilt

PARADISE ISLAND

Let the combination of half square triangle units, combination units, and shaded nine patch units made with Studio 180 Design tools and techniques give you confidence in making your own memories of paradise. Beautiful in any color palette, the cover quilt features the Twilight Chic signature collection for Deb Tucker by Island Batik.

Fabric Requirements:

Fabric A:	2¼ yards	
Fabric B:	2¼ yards	(Background)
Fabric C:	1½ yards	
Fabric D:	⅛ yard	
Fabric E:	½ yard	
Fabric F:	¾ yard	
Fabric G:	⅞ yard	
Fabric H:	⅞ yard	

Backing: 3½ yards of 42/44" wide for a pieced back with horizontal seam or 1¾ yards of 108" wide fabric

Binding: ½ yard fabric of your choice

Tools: Tucker Trimmer ® or Tucker Trimmer III®, Quilter's Magic Wand®, marking pen, Shaded Nine Patch Technique Sheet (optional)

Find other patterns and helpful links at TheQuiltRambler.com

© 2015 Karen E Overton
PRODUCT #TQR001

The Quilt Rambler

Be sure to use hashtage #ParadiseIslandQuilt and #TheQuiltRambler on social media and tag @thequiltrambler to share your creations.

Please bring 6 Paper Plates
Labeled as:
CU-3, CU-4, S9P, Corners
The remainder will be
labeled in the workshop

If you plan on making the entire quilt, <u>only cut</u> the fabric listed from the workshop supply list. Bring all your fabrics.

TheQuiltRambler@gmail.com

Added details for the March 10 workshop with Karen Overton. It's not too late to register, download the supply list included in the newsletter to prepare your fabric. Payment for the class can be made at the monthly meeting 3/9/26 when you can pick up your pattern.

If you need to order a Tucker Trimmer I or a Quilter's Magic Wand please contact La La's immediately so there is time to receive shipment prior to the workshop.

The Quilter's Magic Wand is used to mark ¼" seam lines. Karen will have several to loan out, but if possible please have your own or similar marking tool.

Set up will begin at 9 am with the workshop starting at 9:30. Due to the class size and limited outlets, please make sure you bring an extension cord/power strip. Ironing stations will be set up around the room vs having individual irons at your table to better control the amps.

This is a brown bag event so don't forget your lunch!

If you have any questions, email TheQuiltRambler@gmail.com

COMMUNITY SERVICE

Thank you to everyone who contributed to our Community Service!! The following items were turned in at the guild meeting!!

16 Quilt Blocks

2 Quilt Tops

1 Pillow Cases

2 Small Stockings

2 Large Stockings

2 Placemats

4 A CP

2 Baby Blankets

20 Quilts

TOTAL = 51 items

47 Items delivered to Bradford

45 Items delivered to Pine Ridge

45 Items delivered to Timberwood

Sharon Jefferies won the Quarterly Community Service Drawing

2025 LEADERSHIP TEAM

Elected Board —

President - Vicki Wooddell (2nd term)
1st Vice President – Programs - Bonnie Walker (2nd term)
2nd Vice President — Membership - Cheryl Cox (1st term)
Secretary - OPEN
Treasurer - Sharon Wright (1st term)
Parliamentarian - Bonnie Walker (2nd term)

The Board of Directors consists of all duly elected Officers and the Chairpersons of Standing Committees appointed by the President.

2025 Committe Chairs —

1. Hospitality — Karen Lee (Apr 2025)
2. Newsletter — Debbie Cox (Apr 2025)
3. Librarian — Sheila Robertson / Karen Lantron
4. Quilt Show 2027 — Vicki Wooddell, Chair & Donna Garland, Co-Chair (2027)
5. Show & Share — Patty Drewett (Apr 2025)
6. Publicity — Kay Hardy
7. Sunshine & Shadows — Sarah Bourne (Apr 2025)
8. Fund Raising Quilt** — Sarah Hiatt (Apr 2025)
9. Door Prizes — Cheryl Cox (Apr 2025)
10. Block of the Month — Destiny Pennington (Jan 2026)
11. Community Service — Sharon Jeans, Chair, Norma Christensen & Bonnie Magid, Co-Chairs
12. Webmaster — Debbie Cox (2019)
13. Historian — Kay Hardy
14. F.A.I.T.H. (Troop Support) — Lisa Jefferies
15. Hometown Christmas — Kathie Hilton
16. Quilts of Valor — Bonnie Walker
17. Exchange Table — Becky Wickander
18. Social Media Team, Debbie Cox, Chair (Apr 2025)

****Fund Raising Quilt Committee**:
Quilt Design — Sarah Hiatt (2027)
Quilt Tickets Printing — Madi McMurry (2024)
Quilt Ticket Sales — Madi McMurry (2024)
Quilt Scheduler — Madi McMurry (2024)

Other Guild Projects:
LPQG Memorabilia — Mary Parrish
Bee Keepers — A member from each Bee
Guild Logo Items — Becky Wickander

Fun Stuff Tables:
50/50 - Kathy Weeks
Birthdays - Kathy Weeks
Stash Builder - Gail Kestler
Fat Quarter of the Month - Sarah Bourne (2025)
Gifts to Visitors - Kathy Weeks (2024)
Secret Pals - Patty Drewett

Social Media Team:
Debbie Cox, Chair, Kathleen Weeks, Destiny Pennington, and Marci Dickens

President –

Cheryl Cox (1st Term)

1st Vice President, Programs –

Vicki Wooddell (1st Term)

2nd Vice President, Membership –

Donna Garland (1st Term)

Secretary –

Karen Overton (1st Term)

Treasurer –

Sharon Wright (2nd Term)

Parliamentarian

Vicki Wooddell (1st Term)

If others decide they would like to run, they can add themselves at the March Meeting which will also be the actual vote. All Officers will be sworn in at the April Meeting.

Donna Evon McIntyre
1932 - 2026

Donna Priest McIntyre, 93, of Livingston, Texas, passed away peacefully on January 4, 2026. A beloved mother, grandmother, and friend, Donna will be remembered for her creativity, generosity of spirit, and unwavering devotion to family, faith, and community.

Born on August 17, 1932, in Spring, Texas, Donna's life was marked by her early passion for sewing and crafting. On October 6, 1951, Donna married Ernest (Sonny) McIntyre and they spent many years traveling throughout the United States and Canada with his work and had many adventures. From her days in Home Economics, she discovered a lifelong love of design that would later blossom into remarkable artistry. Whether creating clothing for her daughters or hand-stitching quilts that told stories of home and heritage, Donna's craftsmanship reflected her care and imagination.

Professionally, Donna built a respected career spanning several decades in real estate and property management, beginning in the early 1970s. For 12 years, she worked at the Polk County Title Company, where her integrity and attention to detail earned widespread admiration. Still, it was her community service and passion for preserving local history through the Polk County Heritage Society that most clearly defined her civic impact. For over 30 years, she played an active role in numerous events, chairing the Christmas Tour of Homes and the Pine Cone Festival Quilt Show. Donna also served an impressive 18 years on the Society's Board of Directors. In 1999, she was honored with the J.R. Maxwell Award for Individual Achievement, recognizing her dedication to safeguarding the heritage of Polk County.

Her love of quilting led her to become a charter member of the Livingston Piecemakers Quilt Guild, where she served as Historian and Chairman of the Fun Session Committee. Judith Montano featured Donna's distinctive crazy quilt skirt in the book *Crazy Quilt Odyssey*, highlighting her ability to merge artistry with practicality. In 1999, her "Sampler" quilt represented Polk County in the Houston Livestock Show and Rodeo Go Texan Quilt Show, earning the distinguished Best of Show award.

Donna's faith guided her through all aspects of life. As an active member of the First Assembly of God Church, she served both administratively and creatively, participating in the choir and crafting Muppet-like puppets for the children's ministry.

She is survived by her daughters: Karen and Garvey Jackson, and Paula and Mike Gowdy, her grandsons: Andrew Jackson, and Samuel and Ashley Jackson, as well as her great granddaughters McKinley, Mattie, and Roxie Jackson. Her love for her family, especially her grandchildren, was boundless.

Donna was laid to rest on January 7, 2026, at Forest Hill Cemetery in Livingston. Her legacy of creativity, faith, and kindness will forever inspire those fortunate enough to have known her.

Donna McIntyre
2011 Featured Quilter

Fat Quarter Of the Month

Sarah Bourne, Chair

GUIDELINES

REMEMBER —

1) Fat-Quarters must coordinate with the monthly theme.

2) To join the drawing, bring a themed fat-quarter and sign-in. Your name will be entered into the drawing.

3) Winners of the Fat-Quarter drawing are OBLIGATED to bring themed fat-quarters for the next 12 months.

4) You can only win once in a 12 month period.

5) You can participate without entering the drawing by bringing a themed fat-quarter.

6) Your name should be attached to each fat-quarter you submit.

7) **If you are turning in fat-quarters for 12 months (a bundle), the fat quarters must meet the theme expectations, not just a random bundle of fat-quarters.**

8) Since this activity requires participation in the succeeding months, participation is for members only.

9) Fat-quarter fabric should be 100% cotton quilt-shop quality, approximately 18" x 22".

2026 Fat Quarter of the Month

Mar -- Luck o'the Irish (green)

Apr -- Butterflies

May -- Bible Theme

Jun -- Beach Things

Jul -- Red, White, Blue

Aug -- School Days

Sep -- Flowers

Oct -- Fall Colors

Nov -- Camo Color or Pint

Dec -- Santas

Sharing the big news... Fat Quarter of the Month Winners

Feb 2026 — Julie Wilson * * (Hearts Delight)

Jan 2026 — Destiny Pennington (Snowflakes)

Dec 2025 — Vicki Wooddell (Jewel Tones)

Nov 2025 — Judy Lovelady (Juvenile Print)

Oct 2025 — Kathy Chebret (Baby Animals)

Sep 2025 — Sarah Bourne (Sew Much Fun)

Aug 2025 — Marci Dickens (Team Sports)

Jul 2025 — Gail Kestler (Safari Prints)

Jun 2025 — Sam Paprocki (Christian Print)

May 2025 — Mary Ann Wilson (Floral Print)

Apr 2025 — Marti Hubbard (Geometric)

Mar 2025 — Sharon Wright (Grunge)

THURSDAY BEE

WHERE: Escapee Club House, Livingston

WHEN: 9:30 am to 2:30 pm each Thursday

PURPOSE: Fellowship while working on projects! Work on your own project. **Work on BOM the Thursday following the guild meeting**. Come and enjoy! Something for everyone!

BEE KEEPER: Sue Glick

OTHER: **We can help anyone needing help with the Mystery Row-By-Row Sew-Along**

QUILTS FOR KIDS

WHEN: **2nd Tuesday**, 10am to 4:00pm
WHEN: **4th Tuesday**, 10am to 4:00pm
WHERE: LaLa's Quilt Shoppe (formerly Red Barn Quilt Retreat)
21 N Butch Arther Rd., Coldspring, Tx 77331
PURPOSE: Make Quilts for Kids.
BEE KEEPER: **LaDonyce Hamilton**
OTHER: Bring a lunch plus **$10 Facility Fee.**
Please text your RSVP to 903-276-0030

LADIES IN STITCHES

WHEN: 9:30am to 2:30pm each Saturday
WHERE: Trinity Church of God, Hwy 94, Trinity, Texas
PURPOSE: Work on your own sewing projects or projects for charity
BEE KEEPER: **Joyce Hallam**
OTHER: Bring a lunch

QUILTS OF VALOR SEW DAYS

We will have a sewing day on the first Wednesday of each month. MARCH THROUGH SEPTEMBER .

Mar 4th — Red Barn, Coldspring, Texas — $10 facility fee
Apr 1st — Red Barn, Coldspring, Texas — $10 facility fee
May 6th — Red Barn, Coldspring, Texas — $10 facility fee
Jun 3rd — Red Barn, Coldspring, Texas — $10 facility fee
Jul 1st — Red Barn, Coldspring, Texas — $10 facility fee
Aug 5th — Red Barn, Coldspring, Texas — $10 facility fee
Sep 2nd — Red Barn, Coldspring, Texas — $10 facility fee

Anyone needing patterns or fabric? Let me know. I have some extra.
Bonnie Walker, QOV Chair

Minutes

LPQG | 9 FEBRUARY 2026

The meeting was called to order at 9:30AM by Vicki Wooddell, President, who welcomed all that attended.

The opening prayer was given by Patty Drewett..

Susan Guero from Crockett Guild was here to share their Donation Quilt and was welcomed.

Vicki presented the minutes of the January 12, 2026 meeting, as published in the Newsletter and called for corrections. Mary Ann Wilson reported that she was listed as having a birthday and it wasn't her. A motion was made to accept as corrected by Lyla Wenneker with a second by Sarah Bourne. The motion was approved.

Vicki presented the Financial Report as published in the Newsletter and asked for any corrections. Hearing none, a motion was made to accept as written by Patty Drewett and seconded by Julie Wilson and the motion was approved.

Vicki reported that Patty Drewett was taking names for Secret Pals and would assign at the next meeting. Please let her know if you want to join as it is a fun thing to do.

Committee & Chairman Reports:

1st Vice President Bonnie Walker – Bonnie reviewed our future speakers. We will have Karen Overton at the March Meeting speaking about Studio 180, followed by a workshop on March 10th. On March 30th, Karen Lee will do a workshop on Hemingway Zippered bags. In April we will have the Installation of Officers followed by a luncheon. ***Our Show and Tell for April will be First and Last Old Quilts*** **(the first one you made and the most recent)**. In May, LaDonyce Hamilton will speak about Scrappy Applique. The 5th Monday in June will be Gail Kestler making stuffed animals. Quilts of Valor will be at the November Meeting and then, the Christmas Party in December. Bonnie also discussed the September Challenge and said she had bags with her for whoever wants to participate. There is no cost unless you do not finish and the theme is camping. Projects can be anything between 18" x 22" – 60" x 80".

Bonnie then presented Kathy Tucker as our speaker on Studio 180. She had a trunk show and spoke of her journey with quilting over a 39-year period and how she finally figured it out.

The Members then took a 15-minute break to look at Kathy's quilts and purchase some Studio 180 products.

Treasurer - Sharon Wright – Sharon presented the February 2026 Financial Report.

Beginning Cash Balance 12/31/25	$ 21.421.22
Revenue	$ 869.70
Expenses	$ -1,355.23

2nd Vice President/Membership Chairman – Cheryl Cox

Cheryl reported 51 Members present and two visitors; Deb Allen and Susan Guero. We have two new members: Sharon Roberts and Cassandra Hopson. Bee attendance was 16, and total volunteer hours of 488. The winners of door prizes were Sylvia Sills, Mary Ann Wilson,

Sarah Hiatt and Norma Christensen. Cheryl presented Sharon Jeffries with her 10-year pin and reposted that Sondra Sterling had achieved her 15-year pin. Dues are due in April.

Block of the Month – Destiny Pennington -The winner of the potato chip clocks was Sharon Wright. The next month's BOM is the Drunkard's Path which will be a challenge for some. We are to do it in scrappy springtime colors. We should bring our 'Quilter's Soup Jars' in April and have until June to finish the table runners.

2025 Row by Row – Debbie Cox – Debbie presented the new Mystery Row-by-Row Sew-Along theme as 'Sweet Things'. The first row is 'Birthday Layer Cake'. Losi Ross won the Cash Drawing for the 2026 Row by Row.

Community Services/Education – Norma Christensen, Sharon Jeans and Bonnie Magid – They need people to quilt for them and make placemats. You can use orphan blocks very easily to make the placemats.

F.A.I.T.H. – Lisa Jefferies – Lisa reported a lot was brought in.

Fat Quarter of the Month – Sarah Bourne – The winner of the January Fat Quarters was Destiny Pennington and Julie Wilson will make the quilt from the February Fat Quarters. March's theme will be Luck o' the Irish (green).

Hospitality – Karen Lee – Donna Garland was thanked for covering Hospitality for Karen.

Historian/Publication – Kay Hardy – Kay had no report.

Librarian – Sheila Robertson and Karen Lantron – Sheila and Karen asked for a Volunteer to take over the Library.

50/50, Birthdays and Visitors – Kathy Weeks – Sharon Wright won $17 in the 50/50 drawing. Birthday Fat Quarters were handed out. Fat Quarters were given to our two visitors.

Stash Builder – Gail Kestler – Winners of Stash Builders were Connie Timm, Julie Wilson and Destiny Pennington

Bee Committee Reports –

Thursday Bee – Kay Hardy reported they have room for new members.

Quilts for Kids – 2nd and 4th Tuesday of the month at Red Barn/LaLa's from 10-4. There is a $10 facility fee to attend. LaDonyce asked that anyone wanting to visit LaLa's in the month of March, call first as she will be involved with the Rodeo.

Donation Quilt 2026 & Tickets – Madi McMurry – Madi reported that 287 tickets were sold at Hometown Christmas. She discussed the needs for the Donation Quilt exposure.

Donation Quilt 2027 – Sarah Hiatt will be at LaLa's on Wednesday at noon to pick out fabric. Everyone is welcome to help.

Exchange Table – Becky Wickander – Becky is out ill.

Newsletter/Webmaster – Debbie Cox – Destiny Pennington, Madi McMurry, and Sylvia Sills found the needle in the December newsletter. Destiny Pennington, Sarah Bourne, and Madi McMurry found the needle in the January newsletter.

Sunshine & Shadows – Sarah Bourne – Sarah has sent out cards and will send out to all reported to her today.

Hometown Christmas – Kathie Hilton – Kathie will keep us posted.

Old Business:

1. Donna Garland and the Nominating Committee announced the slate of Officers that have agreed to run. They are:

   President – Cheryl Cox (1st Term)

   Vice President, Programs – Vicki Wooddell (1st Term)

   Vice President, Members – Donna Garland (1st Term)

   Secretary – Karen Overton (1st Term)

   Treasurer – Sharon Wright (2nd Term)

   If others decide they would like to run, they can add themselves at the March Meeting which will also be the actual vote. All Officers will be sworn in at the April Meeting.

2. Vicki asked that if anyone wants to change their Chairperson position to let her know. We do need new Chairpersons for the Library and the Exchange Table

3. Nominations for Featured Quilter for our Quilt Show were made. They are Karen Lee, Destiny Pennington, Sandy Dyal, Mary Jo Yackley and Karen Overton. Vote will be at the March meeting. If you have other nominations, contact Vicki.

4. Quilt Show2027 - Budget will be discussed at the Board Meeting. We still need somebody to print flyers and an End Cap Chairperson.

New Business –

1. None reported

Show & Tell – Patti Drewitt

1. Sharon Jeffries shared her Ingrid's Wildflower quilt featuring hand embroidered blocks, Cascading Rainbows, and Rose Garden Quilt.

2. Lisa Jeffries shared her Black and White Scrappy Strings Quilt, a Scooby Doo Quilt and some wheelchair quilts.

3. Vicki Wooddell shared a Studio 180 Triangulum V Block Quilt and a quilt she made for the Junior Rodeo Committee

4. Jackie Burck shared a baby quilt, a mini quilt with minky quilt with name, a Lovey and a One Block Wonder from our workshop

5. Destiny Pennington showed a basket and A Sew Together Bag

6. Sue Glick showed her Orphan Block Quilt

7. Gail Kestler showed a Jelly Roll Rug, a One Block Wonder and her 2024 Mystery Row-by-Row Sew-Along

8. Glenda Henson shared a Red Bird Quilt and a bug jar quilt

9. Sally Tullos showed a I Don't have a Clue Quilt and an Ornament Quilt

10. Sarah Bourne shared a Cricket Quilt and a Cat in the Hat Quilt

11. Sandy Dyal shared her BOM Spin Me Around quilt. She completed her quilt in six months and was awarded a $25 gift certificate to LaLa's Quilt Shoppe

12. Sylvia Sills shared her Jelly Roll quilt and an Apron she made for her hairdresser and a square quilt.

13. Mary Jo Yackley shared her Hunter Star and Christmas Tree Boughs quits
14. Debbie Cox shared her Walker Bag - Cheery Saddlebag Helper, designed by Nancy Vasilchik; Arm Chair Sewing Caddy by Maureen Greeson; Christmas Tree Table Runner; Texas Scrappy Flag, 2018 5th Monday Workshop by Bobbylee Ruskis; Baby Blanket and Carseat Blanket with minky cuddle fabric.
15. Kathy Chebret shared her stash builder quilt
16. Sharon Jeans shared her P.I.G.S. (Project in a Grocery Sack) Quilt
17. Mary Kirk shared the two quilts she made from Block of the Month that she will give to Quilts for Kids.
18. Karen Overton shared her Paradise Quilt that will be taught in the workshop on March 10th. She said we needed a Tucker Trimmer 1 or 6 ½" Square Up to use and we need to download the Fabric Key as well as cut before the class.

There was a motion to adjourn the meeting by Mary Jo Yackley and a second by Julie Wilson. Motion passed unanimously.
The meeting adjourned at 12:42 pm.

Respectfully, Vicki Wooddell

LPQG | 9 FEBRUARY 2026

The meeting was called to order at 1:00 pm by Vicki Wooddell.

Officer Reports:

1st Vice President - Bonnie Walker, Programs – Bonnie reported she is working on contracts for the rest of the year. She asked about doing a QOV sew on the first Wednesday in March.

2nd Vice President – Cheryl Cox, Membership - No Report

Secretary – Vacant

Treasurer – Sharon Wright – Sharon discussed the fact that we have changed our donation to the Church for Meetings to $75. We have a contract that has not been changed in the last few years that states the donation is $50. She thinks we should update the contract. Discussion followed and the Board agreed. Kay Hardy felt that we should talk to the Pastor, Fred Alford to make sure that the amount was sufficient. It was agreed that Sharon and Vicki would speak with him.

Sharon also stated that she had passed out forms to Chairpersons to clarify detail and data and what the money was for as well as what category the expense should be in.

Old Business:

1. Quilt Show Budget – The budget was presented by Donna Garland and discussed by members present. A motion was made by Cheryl Cox and seconded by Bonnie Walker to accept the budget as presented. Motion passed.
2. Vendors – Vicki reported that the Vendor Forms are posted on the Web Site and 2 Vendors have already accepted.
3. Vicki reported that Quilt Forms and Rules are complete and posted on the Web Site.
4. Vicki contacted the Judge from the previous Quilt Show was contacted and agreed to be our 2027 Judge. A contract has been signed.
5. We still need a chair for the End Cap Competition. Sally Tullos and Glenda Henson have agreed to do the ribbons.

Open Discussion – None

A Motion was made to adjourn by Kathie Hilton and seconded by Bonnie Walker. Motion passed and meeting was adjourned at 1:36PM.

2027 Quilt Show Theme:
"A Quilt for all Seasons"
Start planning your quilt now!!

December Needle Finders!!
Sylvia Sills, Madi McMurry,
Destiny Pennington

January Needle Winners!
Madi McMurry, Sarah Bourne, Destiny Pennington

There is a hidden needle within this newsletter! Be the first to email when you find it and receive a little gift at the next guild meeting!

Note: needles that are part of a clipart image do not count
Email: piecemakersguildtex@gmail.com

Sharon Wright
Winner of the
Potato Chip Blocks

Block of the Month Winners

Feb (due Mar) 2026 — Blooming Drunkards Path —
Jan (due Feb) 2026 —Potato Chip Block — Sharon Wright
Dec (due Jan) 2025 — Autumn Wonders —
Nov (due Dec) 2025 — Dutch Treat — Destiny Pennington
Oct (due Nov) 2025 — Slip Knot — *Lyla Wenneker***
Sep (due Oct) 2025 — Spin Me Around — Sandy Dyal
Aug(due Sep 2025) — Summer Fruits — Gail Kestler
Jul (due Aug 2025 — Dazzle — Marci Dickens
Jun (due Jul 2025) — Bloom Where … — Karen Lantron
May (due Jun(2025 — Confetti Starburst — Kathy Winter
Apr (due May) 2025 — Sparkle & Shine — Vicki Wooddell
Mar (due Apr) 2025 — Vintage Delight — Connie Timm

Howdy!

Kudos on the Potato Chip Block! All of the blocks looked festive. We had 17 people make 27 blocks. Sharon Wright won the blocks. Our block for February is a "Blooming Drunkard's Path." It is made of four 6.5 inch blocks which will make up the one block 912.5 inch block) you will turn in. When printing the Modern Drunkard's Path template, make sure it is 6.5 inches on the long ends and print at 100 %. Collectively, they will make colorful, scrappy blooms. Please remember to use 2 shades of a bright color for the curved pieces and a type of white for the negative space L shape. I hope several of you try the Drunkard's Path block. It looks hard, but it builds our skills!

Sandy Dyal was able to assemble and quilt the "Spin Me Round" block from October she won. She will receive a $25 gift card from LaLa's. If you win the block of the Month, and then complete the quilt entirely within 6 months, you qualify for the Gift Certificate.

In April, we will have our yearly "Quilter's Soup" table runner. Start gathering scraps 2.5 inches square to 10 inches square all placed in a quart jar. I will have more details in March to prepare you for April's exchange of "soup recipes."

I hope you guys are making an extra block for yourself for a future Sampler Quilt when you make your BOM to turn in. Please let me know if there is a certain block you want the guild to try.

Block of the Month
Feb (due Mar) 2026
Blooming Drunkards Path

Keep bobbin along,

Destiny Pennington, Block of the Month Chair

Sewing Curves

Careful marking is the secret to sewing curved patches. It ensures your patches line up and your stitching is an accurate 1/4-inch. Click to expand.

Many quilters shy away from sewing curves. While it's true that you can't sew curved seams quite as fast as you can straight ones, with a little bit of care, you can achieve beautiful curves in your blocks.

When sewing together two curved pieces together such as the shapes shown here, mark the halfway spot on each of the pieces, as well as the places at the edges where seam allowances cross (indicated by dots.)

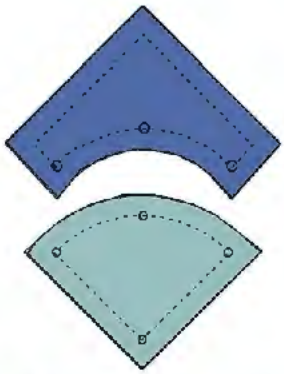

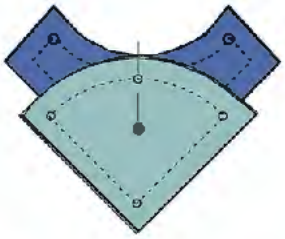

With right sides together pin the two pieces together at their mid points.

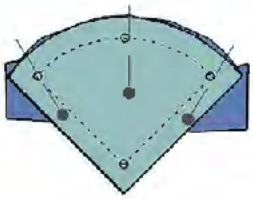

Next, pin them at dots where the seam allowances cross at the edges.

With the pins in place, fold each section in half to find the quarter points on both pieces. Pin the quarter points together. Pin the rest of the edges together, easing in fullness between the pins at the quarter and halfway marks.

Stitch the pieces together being careful to ease in any extra fullness. Press.

Machine Sewing Curves. Slow and steady is the key to making smooth curves when sewing by machine. Stop at each marking to adjust the fabric for the next section, matching the fabric edges and smoothing the fullness in the top fabric away from the stitching line ahead.

Some quilters find that reducing their stitch length a little gives them more control.

jinnybyer.com

HAPPY BIRTHDAY

Happy Birthday to Ladonyce Hamilton
Our guild shop sponsor
LaLa's Quilt Shoppe

Celebrating February Birthdays!! LoDonyce, Debbie, Glenda, Sue, Vicki, Karen Overton (standing in for Kathleen Weeks, Birthday Chair), and Sharon

guest speaker

Kathy Tucker

C-O-S-T-A
HARLEY-DAVIDSON
HARLEY-DAVIDSON
MANCUSO
HOUSTON, TX
HARLEY-DAVIDSON
HARLEY-DAVIDSON

50/50

Sharon Wright
Winner of the 50/50 Drawing!

Stash Builders

Julie Wilson, Connie Timm, Destiny Pennington
Winners of the Fat Quarter Stash Builders

Fat Quarter Of the Month

January Fat Quarter of the Month winner Destiny Pennington was presented the Fat quarters by Sarah Bourne, Chair

Julie Wilson was presented with the Febuary Fat Qrts of the Month By Sarah Bourne, Chair

Block of the Month
Jackie Burck and
Destiny Pennington, Chair

Cheryl Cox, Membership Chair
presented Sharon Jefferies
With her 10 year pin

Community Services Chairs
Norma Christensen and Sharon Jeans

Door Prize Winners
Norma Christensen, Sarah Hiatt, Mary Ann
Wilson, Sylvia Sills

Welcome
Cassandra Hopson (New Member)
and Deb Allen (Visitor)

Welcome Carolin Clark
(New Member)

Welcome Sharon Roberts
(New Member)

Lois Ross won the Cash Prize Drawing For the 2025 Mystery Row-by-Row Sew-Along

Quilt for Community Service

Show & Tell

Quilt for Community Service

Quilt for Community Service

Vicki Wooddell shared her
Studio 180 Triangulum V Block Quilt

Vicki Wooddell shared a quilt she made for the Junior Rodeo Committee

Jackie Burck shared a baby quilt and a lovey

Jackie Burck shared her quilt from one of the guild workshops

Destiny Pennington showed a basket and A Sew Together Bag

Gail Kestler shared her Jelly Roll Rug

Sue Glick shared her Orphan Block Quilt

Gail Kestler shared her One Block Wonder table topper made in our guild workshop

Gail Kestler shared her 2024 Mystery Row-by-Row SAL quilt



Glenda Henson shared her Bug Jar Quilt

Sally Tullos showed a I Don't have a Clue Quilt

Glenda Henson shared her Redbird Quilt

Sally Tullus shared her Ornament Quilt

Sandy Dyal shared her BOM Spin Me Around quilt.
She completed her quilt in six months and was awarded a $25 gift certificate to LaLa's Quilt Shoppe

Sarah Bourne shared a Cricket Quilt and a Cat in the Hat Quilt
For the Education Project

Sylvia Sills shared her Jelly Roll quilt and an Apron she made for her hairdresser

Mary Jo Yackley shared her Hunter Star and Christmas Tree Boughs quits

Kathy Chebret shared her
Stash Builder quilt

Sharon Jeans shared her P.I.G.S. Quilt
(Project in a Grocery Sack)

Mary Kirk shared the two quilts she made from Block of the
Month that she will give to Quilts for Kids

Sharon Jefferies shared her Ingrid's Wildflower quilt featuring hand embroidered blocks. Quilted by Lisa Jefferies

Sharon Jefferies shared her Cascading Rainbows quilt

Sharon Jefferies shared her Rose Garden quilt

Lisa Jeffries shared her Black and White Scrappy Strings Quilt,
a Scooby Doo Quilt and some wheelchair quilts

Community Service Quilt
Made by Lisa Jefferies

Lisa Jefferies shares quilts she made
For Community Service

Debbie Cox shared her Texas Scrappy Flag, 2018 5th Monday Workshop by Bobbylee Ruskis. A long overdue UFO.

Debbie shared an Arm Chair Caddy designed by Maureen Greeson

Debbie shared her Christmas Tree Table Runner UFO

Debbie shared a Baby Blanket and Carseat Blanket made with Cuddle minky.

Debbie shared a walker bag - Cheery Saddlebag Helper, designed by Nancy Vasilchik

PLEASE TURN IN THIS FORM AT THE GUILD MEETING TO THE SHOW & TELL CHAIRPERSON

Name _____

Date _____

LIVINGSTON PIECEMAKERS QUILT GUILD

Show & Tell

Quilt Owner _____

Name of Quilt _____

Quilted by _____

Date Completed _____

Pattern Name _____

**** By submitting your quilt or other sewing related item for Show & Tell, you are giving permission for the Livingston Piecemakers Quilt Gulld to post a picture of you and your project on the www.lpqgtexas.org website, facebook, and our newsletter, Patchwork Gazette.*

PLEASE TURN IN THIS FORM AT THE GUILD MEETING TO THE SHOW & TELL CHAIRPERSON

Name _____

Date _____

LIVINGSTON PIECEMAKERS QUILT GUILD

Show & Tell

Quilt Owner _____

Name of Quilt _____

Quilted by _____

Date Completed _____

Pattern Name _____

**** By submitting your quilt or other sewing related item for Show & Tell, you are giving permission for the Livingston Piecemakers Quilt Gulld to post a picture of you and your project on the www.lpqgtexas.org website, facebook, and our newsletter, Patchwork Gazette.*

PLEASE USE THE FORM BELOW WHEN ENTERING THE SHOW & TELL AT GUILD MEETINGS. THIS FORM WILL HELP OUR SECRETARY CORRECTLY RECORD THE INFORMATION ABOUT YOUR QUILTS AND PROJECTS. A PDF FILLABLE FORM CAN BE FOUND ON THE WEBSITE AND FACEBOOK GROUP.

Livingston Piecemakers Quilt Guild

QUILT OF VALOR REQUEST FORM

(one person per form)

PLEASE - COMPLETE FORM IN FULL before turning in

Date: _____ (form turned in)

Enter the Veteran's name for his/her Printed Certificate below -

FIRST NAME:_____

LAST NAME:_____

SUFFIX:_____ Email Address: _____

***Enter mailing Address for the QOV invitation to be sent to* below -**

Address: _____

City: _____ State: _____ Zip: _____

Branch of Service: _____

Years Served: _____

Return this Form to: Bonnie Walker
Livingston Piecemakers Quilt Guild
335 Jayhawker Road, Cleveland, TX 77328
froggy1323@yahoo.com / 281-592-4848 (H) 281-806-0868 (C)

For QOV Admin only:

Quilt Pieced By: _____

Quilter's Name: _____

Size of Quilt: _____

REV 1 - QOV Request Form 2026

Guild Meeting Opportunities

- *Block of the Month Drawing*

  Bring the BOM to enter the drawing. If you win the drawing, you are obligated to bring the BOM for the next twelve months. You can also contribute to the BOM without entering the drawing. This is a great way to learn new skills.

- *Fat Quarter of the Month Drawing*

  Bring the Fat Quarter of the Month to enter the drawing. If you win the drawing, you are obligated to bring the Fat Quarter of the Month for the next twelve months. You can also contribute to the Fat Quarter of the Month without entering the drawing.

- *50/50 Drawing*

  Monetary contributions are split 50/50 with the guild and the member in a drawing.

- *Stash Builder Drawing*

  Contribute $'s to enter the drawing for a bundle of fat quarters to build your stash..

- *Education (childrens book & mini quilts)*

  Pick up a children's book and make a mini quilt to go with it! Return at the next meeting. Books/quilts are donated to childrens programs. See Community Service Chair for details.

- *Buy, Sell, Trade Table*

  Stop by the Buy, Sell, Trade table to pick up a few things to add to your sewing room at a nominal cost.

- *Library Table*

  Pick up a few books or magazines to add to your quilting library for a nominal cost.

- *Community Service Table*

  Helping our community one kit at a time! Pick one up, sew it up, bring it back!

- *F.A.I.T.H. Military Support*

  Support our military by bring designated items for packing and sending to our troops.

- *Donation Quilt*

  Sell tickets for our Donation Quilt. This is our main fund raiser each year.

GET comfy WITH moda

Quillow

40" x 70" finished

Remember the fun of slumber parties and sleepovers?
Update the sleeping bag of the 70's with a quilt rolled into its' own pillow! Choose your favorite fabrics for a simple quillow, or strip piece a Moda JellyRoll® into a fun project that is sure to wow your family and friends.

Here are the instructions to make a basic quillow. To turn any quilt into a quillow, see the chart on the next page.

Fabric Requirements

Quillow Front: 2 yards

Quillow Back: 2 yards

Pillow Front & Back: 2 Fat Quarters

Batting: twin size batting (72" x 90")

Fat Quarter=18" x 22"

Fabric Cutting

Quillow Front (cut off the selvages)
1-42½" x 68½" rectangle

Quillow Back (cut off the selvages)
1-42½" x 68½" rectangle

Pillow Front and Back
2-17½" squares from the fat quarters

Batting
1-50" x 76" rectangle
1-22" square

Construction Use a ¼" seam allowance.

1 *If you would like to decorate the pillow front, add the decoration before constructing the pillow.*

(A) Layer the front and back pillow rectangles right sides together on top of the 22" batting square. Stitch the 2 sides and bottom edge as shown, backstitching at the beginning and end. Leave the entire top edge open.

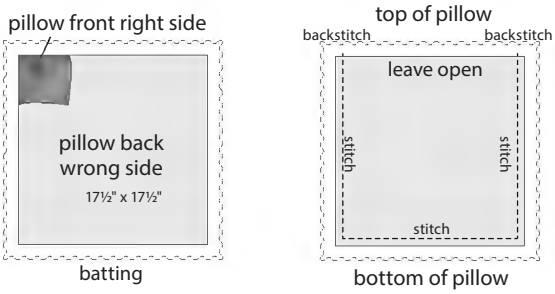

(B) Trim the batting even with the pillow. Turn right sides out. Gently push out the corner points. Press the 3 sewn seams. Quilt as desired.

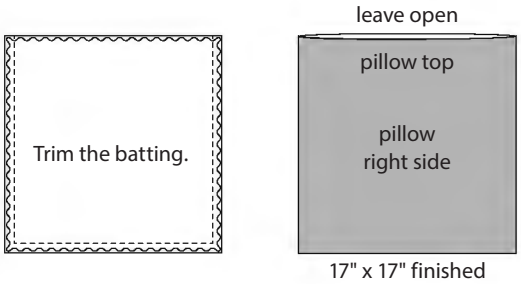

moda

2 (A) Center and align the open edges of pillow square with quilt back, right sides together. Machine baste across open edges with a ½" inch seam allowance.

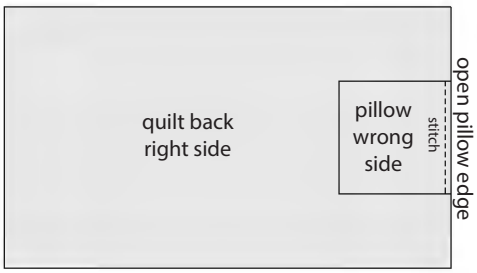

HELPFUL TIPS

Quilt Math: Calculating Quilt Backing

Use this chart to calculate the yardage needed for your quilt backing and the layout of the fabrics to create your backing in the correct size an orientation.

- **Yardage is based** on 40 inches of usable width.
- **These layouts** are designed to avoid a center seam in either direction.
- **DIY Quilting:** Assumes 4 inches larger (length and width) than the quilt top.
- **Long-Arm Quilting:** Assumes 8 inches larger (length and width) than the quilt top.

A. Use a single length of fabric.
B. Cut yardage to length. Trim Selvedges. Cut one length in half - lengthwise. Sew one narrow length to each side off the center (wider length).
C. Cut yardage to the desired width. Trim Selvedges. Cut one width in half - lengthwise. Sew one narrow width on each side off the center (wider width).
D. Cut 3 lengths. Trim selvedges. Sew together.
E. Cut 3 widths. Trim Selvedges. Sew together.

Quilt Size (In Inches)	DIY Quilting			Long Arm Quilting		
	Backing Size	Fabric Layout	Yardage Needed	Backing Size	Fabric Layout	Yardage Needed
30 x 40	34 x 44	A	1	38 x 48	A	1
36 x 52	40 x 56	A	1-5/8	42 x 60	B	2-1/2
48 x 60	52 x 64	C	2-7/8	56 x 68	C	3-1/4
50 x 65	54 x 69	C	3-1/4	58 x 73	C	3-1/4
60 x 80	64 x 84	B	4-2/3	68 x 88	B	5
69 x 96	73 x 100	B	5-5/8	77 x 104	B	5-7/8
76 x 105	80 x 109	B	6-1/8	84 x 113	E	7
86 x 105	90 x 109	E	7-1/2	94 x 113	E	7-7/8
90 x 110	94 x 114	E	7-7/8	98 x 118	E	8-1/4
100 x 115	104 x 119	E	8-2/3	108 x 123	D	10-1/4
110 x 108	114 x 112	D or E	9-1/2	118 x 116	D or E	10-1/3


A


B


C

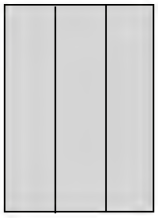
D

E

© 2024 Deb Messina / Quiltblox quiltblox.com

HELPFUL TIPS

Calculating Yardage for Diagonally Pieced Quilt Back

Here's a neat, fabric-efficient technique to use when making a quilt backing that is 1½ times wider (or less) than your backing fabric. (That would be a maximum of about 62" wide, based on fabric that is 42" wide.)

The technique is simple: cut the fabric corner to corner; slide one piece down until the combined width is your desired width (+1" for seam allowances). Stitch that diagonal seam and trim off the excess triangles at the top and bottom.

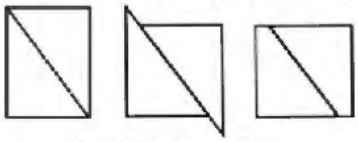

Cut, slide, sew & trim.

The math is a bit tricky so we have created this handy worksheet. **In Adobe Reader, fill in the first three colored boxes, and the form will do the math for you! Or, print the sheet out and follow the instructions below.**

---

1. Fill in the three boxes below. (Quilt back length & width is not the finished quilt size, but the length/width required before quilting.) Transfer those numbers to the same colored boxes where they appear elsewhere on the sheet.

Desired Quilt Back Width + 1" [ ] **Desired Quilt Back Length** [ ]

Usable Fabric Width [ ]

2. Complete the math to fill in the boxes below. Transfer the number from the last box as indicated.

[ ] - [ ] = [0]

[0] x [ ] = [0]

3. Complete the math to fill in the boxes below. Transfer the figure from the colored box as indicated.

2 x [ ] = [0]

[0] - [ ] = [0]

4. Complete the math to fill in the boxes below. Round up the backing fabric yardage required to the nearest ¼ yard.

[0] + [0] = [0.00] + [ ] = [0] *inches*

Backing Fabric Yardage Required [0.00] *yards*

Created for Jinny Beyer based on a formula originally shared by John Flynn (www.flynnquilt.com).

JINNY BEYER STUDIO
776F Walker Road • Great Falls, VA 22066
www.jinnybeyer.com • 866.759.7373

Janome

Fabric, Notions
Longarm Quilting

LaLa's
QUILT SHOPPE

Tuesday - Friday -10 to 4:30
Saturday - 10 am to 2 pm
Sunday - Monday - closed

936-653-8222

21 N Butch Arthur Rd
Coldspring, Tx
77331

Advertisements

Business Card Size

(2" wide by 3.5" high)

$30.00 (12 Issues)

Annually

Business Card Size

(3.5" wide by 2" high)

$30.00 (12 Issues)

Annually

Business Card Size

(2" wide by 3.5" high)

$30.00 (12 Issues)

Annually

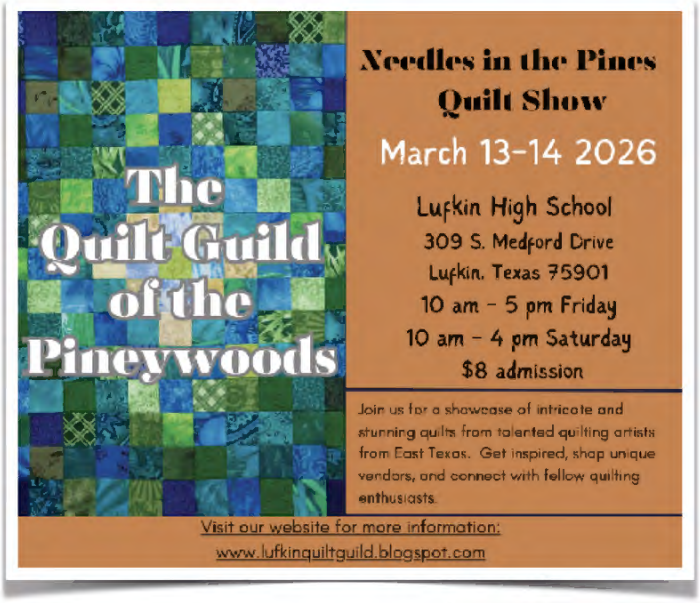

NEWSLETTER ADVERTISING RATES

The ***Patchwork Press*** is published monthly.
Ads placed annually will run for 12 consecutive Issues.
Ads placed are for one business and are not interchangeable.
Paid Advertisements are available to members and non-members.
Classified Ads (to buy or sell items) are available to members only.

Checks should be payable to:

Livingston Piecemakers Quilt Guild
P. O. Box 1486
Livingston, Texas 77351

All ads must be sewing/quilting related.

Camera ready art should be submitted for the size ad you are placing.

Ads are non-refundable. Annual ads will run for 12 consecutive issues.
Monthly ads will run for the months designated.

All advertising proceeds benefit the Guild mission and programs.

Newsletters are distributed monthly to the membership and an edited version is posted to the guild website for public viewing.

Piecemakers Press

A Publication of The Livingston Piecemakers Quilt Guild

SIZE	RATE
Business Card Size *(3.5" wide by 2" high)*	$5.00 (each issue) – Monthly Rate
Business Card Size *(3.5" wide by 2" high)*	$30.00 (12 Issues) – Annually
1/4 Page *(3.25" wide by 4.75" high)*	$40.00 (12 Issues) – Annually
1/2 Page *(6.5" wide by 4.75" high)*	$50.00 (12 Issues) – Annually
Full Page	$70.00 (12 Issues) – Annually
Classified - Guild Members Only	$10.00 (per issue)

https://lpqgtexas.org/

https://www.facebook.com/profile.php?id=61575040353080 *04/18/25 Rev #1*