


Piecemakers Press

A Publication of The Livingston Piecemakers Quilt Guild

PRESIDENT'S MESSAGE

Hi Fellow Quilters –

I hope everyone is getting in some good sewing time in this lovely weather. It seems like every time I turn on my longarm, I hear thunder.



I really enjoyed the meeting on Monday. There was lots of good info, smiles and laughter. Everyone was very generous in their FAITH Donations. The new Row-by-Row Tulip line-up was amazing and I am really excited about the Quilters Soup Recipe. It sounds like so much fun!

Thank you to all who purchased fabric in the estate sale. The son was very thankful and emotional when we gave him the money to be used for her headstone. The Guild also received 10% of the total.

Our July Meeting will be fun with The One Block Wonder Class in the afternoon and the next day. Please let Lisa know if you will attend the class so that we have a head count. If this works well, we can look forward to more two day classes!

I hope that everyone has a wonderful 4th of July surrounded by friends and family. See you in July!

Vicky Wooddell, President

NEXT NEWSLETTER DEADLINE

Friday, July 18th, 2025

piecemakersguildtex@gmail.com

Editor: Debbie Cox



CALENDAR

June

30 Jun – 5th Monday –
Quilts for Camp Hope

July

14 Jul – Guild Meeting & Class
Lisa Jefferies, Speaker
One Block Wonder

15 Jul – OBW Class
Lisa Jefferies, Speaker
One Block Wonder

August

11 Aug – Guild Meeting
LaDonyce Hamilton, Speaker
Lala's Quilt Shoppe

FAT QUARTER OF THE MONTH

July – Safari Prints

BLOCK OF THE MONTH

Jun /due July – "Bloom where you are Planted"





PROGRAMS

1st Vice President

Bonnie Walker

- **JUL** — Lisa Jefferies, One Block Wonder (2-day Class - July 14 & 15)
Please see Supply List in this Newsletter
- **AUG** — Lala's Quilt Shoppe
- **SEP** — Happy Bloom's Challenge
(Camp Cho Yeh)
- **OCT** — Glenda Henson, Trunk Show
- **NOV** — Reverend Billy Graft with Camp Hope
- **DEC** — Christmas Party, Bingo
(Place your new gift in a brown paper bag; Valued at \$25)

Guild Members Workshops

- **Jun 30th** - Quilt for Camp Hope - kits will be available
- **Sep 29th** - 5th Monday - Fidget Quilts, Bonnie Magid
- **Dec 29th** — How to Make a Block Design Board



MEMBERSHIP

2nd Vice President

Cheryl Cox

Attendance: 37

New Members: 0

Guests: 7

Tamara Philips, Frances Carmella, Cassie Hopson, Karen Overton, Pat Smith, Alphonse Wright, and Jerry Wooddell

Current Membership: 87

Bee Attendance: 15

Volunteer Hours: 481

Door Prizes:

Sue Glick, Patty Lawson, Jackie Burck, and Kim Myers

Cheryl Cox
2nd VP, Membership



2025-2026 Membership Stats:

Past Presidents: 16

Charter Members: 4

Members: 67

Total Membership: 88

Overdue Dues: 8

F.A.I.T.H.

Families And Individuals Thanking Heroes

Hello everyone,

What a wonderful presentation we had from Pat Smith! I feel honored and blessed to be a part of such a giving group of ladies! You each went above and beyond in your giving to F.A.I.T.H.!

Our active duty soldiers get to feel a little love from their community each month. We had 28 people give items and money Monday!

All you donations for the smallest amount to the largest makes a difference to someone.

Thank you again for all you do each month. I'm proud to be a part of such a wonderful organization that does so much for so many different parts of our community.



<https://livingstonfmc.org/faith>

Lisa Jefferies

Blessings to each of you,
F.A.I.T.H. Military Support Chair

The TOP TEN MOST REQUESTED ITEMS

- ✦ Instant Drink Mixes (individual powdered drink mixes for water bottles i.e. poweraide, kool-aid, tea, crystal light etc.)
- ✦ Sun Block
- ✦ Cotton Swabs (for cleaning sand from rifle)
- ✦ Eye Drops
- ✦ Baby Wipes
- ✦ Canned Fruit
- ✦ Peanuts/Sunflower Seeds
- ✦ Liquid Hand Sanitizer
- ✦ Gum/Candy/Breath mints (Individually wrapped)
- ✦ Food/Snack Items (peanut butter, granola bars, trail mix, tuna etc.)

Donations are always welcome to cover POSTAGE FEES! Shipping cost per package is \$23.80/box.



Thank you for your constant support!

We thank all our Heroes for their service and their families for their sacrifice.

WE WILL PRAY THEM HOME!!

PIECEMAKERS PRESS



2025 Donation Quilt



2025 Donation Quilt

Drawing to be held

September 8, 2025

Tranquility by Wing and a Prayer

Quilted by Cathy Tullos

3 Months
Until the
drawing

Our 2025 Donation Quilt will be traveling to:

- **08 Aug, Fri** — Alvin Senior Center, Alvin, Texas — 5:30pm-8:00pm — **Volunteers Needed**
- **15 Aug, Fri** — Waller City Piecemakers Quilt Guild, Hempstead, Texas — **Volunteers Needed**

Volunteers are needed to take our quilt and sell tickets to each of these guilds and events. I need suggestions for more places to take our quilt. If you have any ideas let me know.

Madeline McMurry, Ticket Sales Chair

Each guild member is required to purchase/sell \$25 in donation quilt tickets. Please see Madi McMurry for tickets.

Tickets are available at Guild Meetings.

September CHALLENGE

The challenge theme for 2025 is:

“HAPPY BLOOMS”

- Mini Quilt must be **no larger than 24-inches square**, and may be pieced, appliqued, mixed or other.
- Mini Quilt must be quilted through 3 layers by hand, by machine or both.
- Mini Quilt must be made with the theme in mind using selected fabric from LaLa's Quilt Shoppe.



Free Spirit, Happy Blooms
Pinwheels Multi, by Sue Penn

Fabric is available for purchase at
LaLa's Quilt Shoppe


Reveal will be held at the
September Guild Meeting to
be held at Camp Cho Yeh




There is a hidden needle within
this newsletter! Be the first to
email when you find it and
receive a little gift at the next
guild meeting!

Note: needles that are part of a clipart
image do not count

Email: piecemakersguildtex@gmail.com





Visiting with their donation quilt is Golden Needles Quilt Guild



Debbie Cox presents Destiny Pennington, Madi McMurray and Sylvia Sills with their 'Found the Needle' Fat Quarters



Happy Birthday Patty and Madi



HAPPY BIRTHDAY!!!

Wishing you dreams to guide your path,
Wishing you health to keep your soul happy,
Wishing you pleasure to want nothing and
have it, Wishing you the happiest day in the
world! YOU deserve it all!!



Sunshine and Shadows

Shadows & Prayers:



Sunshine:



Contact Sarah Bourne at: bourne422@aol.com
to add someone to our Sunshine or Shadows.



**Open your Smart
Phone then open your
camera and hover over
this QR code. A link to
the website will
appear. Click on the
link and you will be
directed to the Guild
Website**

2025 LEADERSHIP TEAM

Elected Board —

President - Vicki Wooddell (2nd term)
1st Vice President – Programs - Bonnie Walker (2nd term)
2nd Vice President — Membership - Cheryl Cox (1st term)
Secretary - Kathleen Winter (1st term)
Treasurer - Sharon Wright (1st term)
Parliamentarian - Bonnie Walker (2nd term)

The Board of Directors consists of all duly elected Officers and the Chairpersons of Standing Committees appointed by the President.

2025 Committee Chairs —

1. Hospitality — Karen Lee (Apr 2025)
2. Newsletter — Debbie Cox (Apr 2025)
3. Librarian — Sheila Robertson / Karen Lantron
4. Quilt Show 2027 — Vicki Wooddell, Chair & Donna Garland, Co-Chair (Apr 2025)
5. Show & Share — Patty Drewett (Apr 2025)
6. Publicity — Kay Hardy
7. Sunshine & Shadows — Sarah Bourne (Apr 2025)
8. Fund Raising Quilt** — Sarah Hiatt (Apr 2025)
9. Door Prizes — Cheryl Cox (Apr 2025)
10. Block of the Month — Marci Dickens (Mar 2025)
11. Community Service — Sharon Jeans, Chair, Norma Christensen, Co-Chair
12. Webmaster — Debbie Cox (2019)
13. Historian — Kay Hardy
14. F.A.I.T.H. (Troop Support) — Lisa Jefferies
15. Hometown Christmas — Kathie Hilton
16. Quilts of Honor — Bonnie Walker
17. Buy, Sell, Trade Table — Mary Parrish
18. Photographer — Destiny Pennington
19. Social Media Team, Debbie Cox, Chair (Apr 2025)

**Fund Raising Quilt Committee:

Quilt Design — Sarah Hiatt (2024)
Quilt Tickets Printing — Madi McMurry (2024)
Quilt Ticket Sales — Madi McMurry (2024)
Quilt Scheduler — Madi McMurry (2024)

Other Guild Projects:

LPQG Memorabilia — Mary Parrish
Bee Keepers — A member from each Bee
Guild Logo Items — OPEN

Fun Stuff Tables:

50/50 - Kathy Weeks
Birthdays - Kathy Weeks
Fat Quarter Stash Builder - Gail Kestler
Fat Quarter of the Month - Sarah Bourne (2025)
Gifts to Visitors - Kathy Weeks (2024)
Secret Pals - Patty Drewett

Social Media Team:

Debbie Cox, Chair, Kathleen Weeks, Destiny Pennington, and Marci Dickens

Guild Meeting Opportunities

- *Block of the Month Drawing*

Bring the BOM to enter the drawing. If you win the drawing, you are obligated to bring the BOM for the next twelve months. You can also contribute to the BOM without entering the drawing. This is a great way to learn new skills.

- *Fat Quarter of the Month Drawing*

Bring the Fat Quarter of the Month to enter the drawing. If you win the drawing, you are obligated to bring the Fat Quarter of the Month for the next twelve months. You can also contribute to the Fat Quarter of the Month without entering the drawing.

- *50/50 Drawing*

Monetary contributions are split 50/50 with the guild and the member in a drawing.

- *Stash Builder Drawing*

Contribute \$'s to enter the drawing for a bundle of fat quarters to build your stash..

- *Education (childrens book & mini quilts)*

Pick up a children's book and make a mini quilt to go with it! Return at the next meeting. Books/quilts are donated to childrens programs

- *Buy, Sell, Trade Table*

Stop by the Buy, Sell, Trade table to pick up a few things to add to your sewing room at a nominal cost.

- *Library Table*

Pick up a few books or magazines to add to your quilting library for a nominal cost.

- *Community Service Table*

Helping our community one kit at a time! Pick one up, sew it up, bring it back!

- *F.A.I.T.H. Military Support*

Support our military by bring designated items for packing and sending to our troops.

- *Donation Quilt*

Sell tickets for our Donation Quilt. This is our main fund raiser each year.

FAT QUARTER of the Month

Sarah Bourne, Chair

2025 Fat Quarter of the Month

Jun -- Any Christian print or sayings, Hallelujah!
 Jul -- Safari Prints
 Aug -- Team Sports (any sport, team, or all)
 Sep -- "Sew Much Fun" Sewing Prints
 Oct -- Baby Animals
 Nov -- Juvenile Prints
 Dec -- Jewel Tones

Sharing the big news...

Fat Quarter of the Month Winners

May 2025 – Mary Ann Wilson
 Apr 2025 – Marti Hubbard
 Mar 2025 – Sharon Wright **
 Feb 2025 – Joyce Halam
 Jan 2025 – Destiny Pennington
 Dec 2024 – Vicki Wooddell
 Nov 2024 – Sharon Jeans
 Oct 2024 – Julie Wilson
 Sep 2024 – Sharon Wright **
 Aug 2024 – Melanie Fredrickson
 Jul 2024 – Ginger Sebastian
 Jun 2024 – Destiny Pennington

**Remember to bring your June
and July Fat Quarters to the
July meeting.**



THURSDAY BEE

WHERE: Escapee Club House, Livingston

WHEN: 9:30 am to 2:30 pm each Thursday

PURPOSE: Fellowship while working on projects! Work on your own project. Work on BOM the Thursday following the guild meeting. Come and enjoy! Something for everyone!

BEE KEEPER: Sue Glick

OTHER: We can help anyone needing help with the Mystery Row-By-Row Sew-Along. We have room for about 15 sewing machines and several hand work areas. Bring your lunch, let's have some fun!

SEW & SO BEE

WHEN: 4th Tuesday, 10:30am to 4:30pm

WHERE: Marci Dickens home,
590 T. W. Dickens, Livingston, Texas 77351



PURPOSE: Work on whatever you want. An AccuQuilt Go Big along with a large assortment of dies will be available as well as a cutting table, ironing station, and plenty of places to set up machines with power. Longarm available.

"Breakfast at Naskila at 9 am for anyone interested."

BEE KEEPER: Marci Dickens

OTHER: Bring a lunch! Marci will supply tea, coffee, and water.

QUILTS FOR KIDS

WHEN: 2nd Tuesday, 10am to 4:00pm

WHERE: LaLa's Quilt Shoppe (formerly Red Barn Quilt Retreat)
21 N Butch Arther Rd., Coldspring, Tx 77331

PURPOSE: Make Quilts for Kids.

BEE KEEPER: LaDonyce Hamilton

OTHER: Bring a lunch plus \$10 Facility Fee.
Please text your RSVP to 903-276-0030

QUILTS FOR KIDS

WHEN: 4th Tuesday, 10am to 4:00pm

WHERE: LaLa's Quilt Shoppe (formerly Red Barn Quilt Retreat)
21 N Butch Arther Rd., Coldspring, Tx 77331

PURPOSE: Make Quilts for Kids.

BEE KEEPER: LaDonyce Hamilton

OTHER: Bring a lunch plus \$10 Facility Fee.
Please text your RSVP to 903-276-0030

Minutes

LPQG | 09 JUNE 2025

Vicki Wooddell, President, called the meeting to order at 9:32 am and extended a warm welcome. The opening prayer was given by Kathy Winter.

Vicki presented the minutes of May 12, 2025 as published in the Newsletter and called for corrections. Hearing none, a motion was made by Donna Garland, seconded by Lyla Wenneker and the minutes were approved.

Vicki presented the Financial Report for April 2025 as sent via Newsletter and called for corrections. With none noted Lyla Wenneker moved; Jackie Burke seconded, and the Financial Report was approved.

Committee & Chairman Reports

Treasurer – Sharon Wright clarified that some errors were found in April's report and she gave the following information:

April (Revised) May 2025

Beginning Cash Balance: \$ 21,423.55 \$ 23,982.04

Revenue \$ 8,601.33 \$ 507.35

Expenses \$ 6,042.84 \$ 1,051.99

Ending Cash Balance: \$ 23,982.04 \$ 23,437.40

2nd Vice President/Membership Chairman –

Cheryl Cox reported 37 members and 6 guests in attendance. Our guests were Alphonse Wright, Jerry Wooddell, Tamara Philips, Frances Caramella, Cassie Hopson, Karen Overton, and our guest speaker from F.A.I.T.H, Pat Smith. All guests were allowed to choose a fat quarter. There was a total of 481 volunteer hours and fifteen members attended a Bee. Door prize winners were Kim Myers, Patty Lawson, Sue Glick, and Jackie Burck.

Exchange Table – Mary Parrish was not present today but members were encouraged to take a look.

Block of the Month – Marci Dickens confirmed 19 members participated; 12 blocks were turned-in, and there are 7 IOU's. Kathy Winter won the drawing. Marci shared the Quilter's Soup Recipe directions for a table runner project for the July and August meetings. The pattern will be of your choice. Printed directions for this fun project are at her table.

2025 Row-by-Row - Debbie Cox advised that 40 members have signed-up and 20 members brought their work to show. Three members found the hidden needle in the Newsletter: 1) Sylvia Sills; 2) Madi McMurray, and 3) Destiny Pennington and they selected a fat quarter.

Community Service/Education - Norma Christensen, Sharon Jeans and Bonnie Magid

Norma reported that three nursing homes each recently received 53 of our items. They were ecstatic! Each one received 25 all-purpose bags for wheel chairs, 15 clothing protectors for residents when painting or eating, 5 pillow cases which are used for bingo, and 8 quilts or blankets. The CS/E Committee is so very grateful for the support given to these endeavors. There were 192 items turned-in today. Norma did a drawing for \$50 for those who've supported Community Service and Marci Dickens won!

1st Vice President/Programs - Bonnie Walker introduced speaker Pat Smith with F.A.I.T.H. Pat gave thanks for the monetary gifts and the many food items donated today and explained that F.A.I.T.H. stands for *Families and Individuals Thanking Heroes*. Last year, recipients received two Christmas stockings and Pat shared about these gifts provided. Shipping cost per package is \$23.80/

box and there were 125 mailed last month. Pat shared of their work and the love that goes into it! LPQG family and friends in the military can be added to the monthly mailings if you so desire. The following are items that could be donated:

Wet-wipes, snacks, gum, mints, peanut butter crackers, hotel toiletries, ibuprofen, toothpaste, tooth brushes, dental floss, Vit-C drops, and drink mixes. Prepacked ketchup packages from What-A-Burger were also suggested. Toys are squeeze balls; wooden puzzles; dominoes; rubrics cubes, spiral notebooks, envelopes, pens, color pencils, and markers. Female boxes are sent every other month and Tampax is used in case they're wounded. QTips are welcome and are used to clean guns.

A donation from LPQG was presented to Pat Smith for F.A.I.T.H. by Bonnie.

A 20-minute break was taken at 10:19 for Guild members to purchase fabrics from Pearly June Viets, a local quilter who passed-away. Vicki shared information about Pearly June and advised that the proceeds will help to purchase her headstone. The Guild will receive 10% of these funds as per its guidelines.

F.A.I.T.H. – Lisa Jefferies had no report.

Fat Quarter of the Month – Sarah Bourne is out today due to tooth issues. Hold on to your fat quarters until next month.

Hospitality – Karen Lee gave thanks to everyone who contributed this morning.

Historian/Publication - Kay Hardy had no report.

Librarian – Sheila Robertson & Karen Lantron reported there are new magazines.

50/50, Birthdays, Visitors – Kathy Weeks is out today.

Bee Committee Reports

Thursday Bee: No longer does birthdays. Meets 9:30 – 2:30 at Escapees

Quilts for Kids meets on 2nd and 4th Tuesdays at The Red Barn/LaLa's Quilt Shoppe They have contributed over 2,900 quilts in 10 years!

Sew & So – Marci Dickens advised they meet the 4th Tuesday of the month at her home. Bring whatever you want to work on. Can provide a long-arm if you're wanting to use it.

Donation Quilt & 2025 Tickets – Madi McMurry welcomed the Conroe Golden Needle Quilt Guild and encouraged members to visit her table.

Madi made contact with the Houston International Quilt Show and inquired about displaying and raffling our quilt. This could be done on Thursday, Friday, or Saturday; however, our bus trip is on Friday. Our Guild must provide 24 volunteer hours (12 at 2 hours each) for the booth; and 24 volunteer hours (12 at 2 hours each) to work the floor of the show. The quilt must be delivered in a pillow case and Madi will find out when the quilt should arrive. We have nine volunteers total so far. Madi will do a write-up and schedule for the Newsletter. Destiny Pennington volunteered for the first or last shifts as she's driving in. So far, this quilt has brought in \$2,200.

Donation Quilt Schedule – Madi McMurry advised the quilt will be in Nacogdoches tonight from 6 – 8pm. Marci Dickens volunteered to go with her. On Wednesday, Norma Christensen and Sharon Jeans take it to Willis for the Conroe Golden Needle Guild meeting. It's scheduled on Thursday night from 6 – 9pm for Bryan with the Brazos Bluebonnet Guild and Destiny Pennington and Jackie Burke volunteered to take it. On August 15 we need volunteers for the Waller County Piecemakers Guild in Hempstead.

Donation Quilt 2026 – Sarah Hiatt confirmed our quilt just went in for quilting.

Newsletter – Debbie Cox is taking ads for the Newsletter. Remember that submissions are due by Friday.

Sunshine & Shadows – Sarah Bourne is out ill. It was noted that Barbara Persinger had a knee replacement on May 12.

Stash Builder – Gail Kestler pulled the following names: Sharon Jeans, Sylvia Sills, and Kay Hardy.

Hometown Christmas – Kathie Hilton confirmed this event will be in December and we'll have a lot to be shown and a boutique.

Webmaster – Debbie Cox had no report.

Old Business

Vicki Wooddell reported the following:

The **bus trip** for the Houston Int'l. Quilt Show is October 10 and the cost is \$50 per person. Final payment due Sept 1. Donna Garland is taking these reservations and payments. So far there are 13 registered.

Treasurer Audit – Donna Garland confirmed the audit is finished and will be filed. Please contact Sharon Wright if you want to review it. Donna advised everything is in good order for the prior and current year.

Vicki discussed best practices for Committee Chairs which includes buying what's needed and requesting reimbursement. Keeping track of your expenses and donations during the fiscal year will make it easier to prepare future budgets.

The final numbers on the Quilt Show were reported by Donna Garland as follows:

Revenue \$11,413.83 Expenses \$7,015.04 Net Income \$4,398.79

Vicki reported that our September Meeting will be at Camp Cho-Yeh and will include time for the September Challenge and fellowship, too. Fabric for the Challenge is at LaLa's. After the meeting we can stay until 4pm and sew and socialize. The camp facilities were visited and there is sufficient room and lighting, though you may want to bring your own Ott light. Electricity is a potential concern if we have 50 machines, so please consider bringing handwork. There is not a refrigerator or cooking facilities, and we suggest bringing your own lunch and something to share. We will have a hospitality station. Vicki will get the name of the facility we will be in.

June Birthdays – Gail Kestler did the drawing and Patty Lawson and Madi McMurray won.

Programs - Bonnie Walker advised the following:

June 30th (5th Monday) we will make small Quilts of Valor for Camp Hope from scraps. They need to be less than 60" x 80". Norma added that we do 36" x 45" for nursing homes.

July - Lisa Jefferies will hold a two-day workshop on a Four-Patch One Block Wonder July 14 & 15. Lisa has samples and a class supply list and you can sign-up with her. Bringing long extension cords and large mats for cutting the strips will be helpful.

August – LaDonyce Hamilton of LaLa's will have the program. She has many new fabrics and there's a lot that's 40% off. Christmas and Halloween fabrics are arriving now.

September – Camp Cho-Yeh Challenge Fabric (Happy Blooms).

October - Linda Henson will show different techniques.

November – Rev. Billy Graft of Camp Hope.

December – Christmas party and bingo with a \$25 sewing/quilting brown bag gift.

Show & Tell – Patty Drewett called forward:

Lisa Jefferies - Joy & the Journey mystery quilt

Sharon Jefferies – Joy & the Journey mystery quilt

Vicki Wooddell – Community Services quilt

Norma Christensen – Baby Quilt (Around the World)

Jackie Burck – Wall hanging for their motor home

Sam Paprocki – Quilt for Kids and a Mini Quilt (first one ever)

Karen Lee – Table runner and her Row by Row

Sharon Jeans – Fidget Quilt (needs to be around 12" x 15")

Gail Kestler – Schnauzer black and white with turquoise added

Cheryl Cox – Tree mini quilt

Vicki called for a motion to adjourn the meeting. Patty Drewett moved; Bonnie Walker seconded, and the meeting adjourned at 11:38 am.

Respectfully submitted,
Kathleen Winter
LPQG Secretary



Please contact Karen Lee regarding refreshments at our guild meetings to see how you can help with what items are needed for the table at each guild meeting.



**2027 Quilt Show Theme:
"A Quilt for all Seasons"
Start planning your quilt now!!**



JUNE 2025 - JANUARY 2026
See Debbie Cox to sign up for this Sew-a-Long.
No printed copies will be made.
All information will be emailed to alleviate any cost to members or the guild.

BOARD MEETING

LPQG | 12 May 2025

Vicki Wooddell, President, called the meeting to order at 11:48 am and presented the following old business for discussion:

- Camp Cho-Yeh
 - o Games – Each committee should bring a game. Kay will write-up Price is Right instructions. Norma and Sharon will get fat quarters from our stash for Left, Right, Center; Musical Chairs was also suggested.
 - o Kay Hardy volunteered to help shuttle members from the parking lot to the building.
 - o The Guild provides an ice chest with ice and water. Members should bring their own drink and snacks to share (placed in the little room).
- A new Logo Chairman is needed. Vicki will be working on the searches.
- Payment of membership dues which are due each April was discussed. A three- month grace period was agreed upon, after which the social media communications would be terminated. This includes emails, members section of the website and the Facebook group. Cheryl Cox will provide a list to Debbie Cox, Webmaster/Newsletter Editor of those delinquent and will send a letter to the member as well.

New Business:

Debbie Cox suggested that revenue from ads sold for the Newsletter be applied to the website and domain name expenses. The goal is to sell enough ads to cover the expense of the website. A separate line for the income and the expense is required. Sharon Wright moved; Cheryl Cox seconded, and the motion passed.

With no further discussion, Vicki called for a motion to adjourn. Gail Kestler moved; Kathie Hilton seconded, and the meeting was adjourned at 12:04 pm.

Respectfully submitted,

Kathy Winter

LPQG Secretary



CHARITY MEETING WITH SAAFE HOUSE

On Friday, June 13, Sharon Jeans, Norma Christensen and Bonnie Magid met with Kim Harvey of Saafe House in Livingston. Saafe House is a place where families of sexual abuse and domestic violence can go for help. Kim asked for our assistance in making a teal and purple quilt, made up of white squares that will be colored and/or signed by the families. The guild will provide the supplies for this charity; we will show it at Hometown Christmas and at our quilt show to let the community be aware of this organization.

Saafe House will have a yard sale on Friday, June 20 and Saturday, June 21, at 1112 North Dogwood in Livingston, from 9 am to 3 pm (take Hwy. 59 north feeder road, turn right onto MLK, North Dogwood is about 6 – 8 streets to the left). They need anything to sell, so clean out your closets and drawers and take your treasures to Saafe House. If you have questions, please call 936-284-5580 or email polkcia@saafehouse.org.

Presently, Kim said they need women's shoes, sizes 9, 10, 11, 11-1/2, bras of any size above C cup (especially plus sizes), any size of sports bras and leggings, clothes and shoes for boys ages 6 through high school (no baby items needed right now), over-the-counter medications for adults and children, such as cough syrup, aspirin and other pain relievers, BandAids, alcohol, cotton balls, face masks (do you have a box left over from Covid?). They have enough shampoos and dental items right now. You can take your items to Saafe House or we will have a box at the guild Charity table.

Thank you for helping this organization in need.
Sharon Jeans, Chair, Charities
Norma Christensen
Bonnie Magid







Thank you for all the items turned in for Community Service!! Please continue to bring plastic grocery bags, Flannel for Adult Clothing Protectors and bibs for babies along with other charity items needed.

Total Items turned — June 2025 meeting - **I92**

- * 1 – Baby Quilt
- * 10 – Large Christmas Stockings
- * 50 – Small Christmas Stockings
- * 35 – Adult Clothing Protectors
- * 6 – Wheelchair Quilts
- * 5 – Pillow Cases
- * 17 – All Purpose Bags
- * 1 – Stuffie
- * 59 – Quilt Blocks
- * 8 – Quilt Tops

Sharon Jeans
Community Service Chair



Anyone interested in making red white and blue pocket prayer quilts please get with Norma or Sharon



Sharon Jeans and Norma Christensen delivered 159 items to:

Pine Ridge Health Care, The Bradford at Brookside, and Timberwood Nursing and Rehabilitation Center!

53 items delivered to each Nursing Home!

(Not all nursing homes pictured)






**Jackie Burck, Patty Lawson,
Sue Glick, & Kim Myers**



**Check out all the yummy refreshments!!
If you can assist Karen Lee, our Hospitality
Chair with refreshments, please contact her!**



**Stash Builder Winners
Sharon Jeans, Sylvia Sills, Kay Hardy
Gail Kestly, Stash Building Chair
(Pictured in back)**



Board Meeting



Welcome to our visitors! Tamara Philips, Frances Carmella, Cassie Hopson, Karen Overton, Pat Smith, Alphie Wright, and Jerry Wooddell (some are not pictured)



Participants

Madi McMurry, Sharon Jefferies, Gail Kestler, Karen Lee, Becky Wickander, Standing in for Destiny Pennington is Debbie Cox, Lisa Jefferies, Vicki Wooddell, Mary Ann Smith, Donna Garland, Lyla Wenneker, Sylvia Sills, Sharon Wright, Sarah Haiat, Cheryl Cox, Kay Hardy, Sue Glick, Sandy Dyal (not pictured), Marci Dickens, Kathie Hilton

BLOCK NEWS ...

Block of the Month Winners

May (due Jun) 2025 — Confetti Starburst — Kathy Winter
 Apr (due May) 2025 — Sparkle & Shine — Vicki Wooddell
 Mar (due Apr) 2025 — Vintage Delight — Connie Timm
 Feb (due Mar) 2025 — Basket Weave — Marti Hubbard
 Jan (due Feb) 2025 — Butterfly — Shiela Robertson
 Dec (due Jan) 2025 — Sunrise Star — Rita Orban
 Nov (due Dec) 2024 — Holly & Berries — Ginger Sebastian
 Oct (due Nov) 2024 — Pumpkin Star — Karen Lee
 Sep (due Oct) 2024 — Flower Basket — Sarah Bourne
 Aug (due Sep) 2024 — Anvil — Sharon Wright
 Jul (due Aug) 2024 — On Point in the Middle — Marci Dickens
 Jun (due Jul) 2024 -- Sunshine Star — Gail Kestler

* - Completed BOM

** — Completed in six months

Those listed above are obligated to bring a BOM to each guild meeting until your name drops from the list.

—NOTE: BOM requirements - When you enter the drawing and you win the drawing, you are obligated for the next twelve months to provide a block for the BOM drawing.

If your BOM quilt is completed in six months you will be presented with \$25. Contact Marci Dickens, Chair to let her know you completed your quilt.

BOM

JUNE 2025

BLOCK OF THE MONTH
 MARCI DICKENS, CHAIR

Participating members turned in **19** blocks of the 'Confetti Starburst' BOM at the **June** Guild meeting. **7 IOU's**.

The June (due in July) 2025 Block of the Month is the 'Bloom Where You Are Planted'. See pattern for fabric requirements.

Everyone is invited to participate in the BOM. You can contribute to the Block of the Month without entering the drawing.

Please use the Moda solid porcelain or white bleached fabrics as indicated on the patterns so the blocks are similar. Fabric can be purchased at our sponsor shop, LaLa's.

*Congratulations to our winner for this month, **Kathy Winter**.*



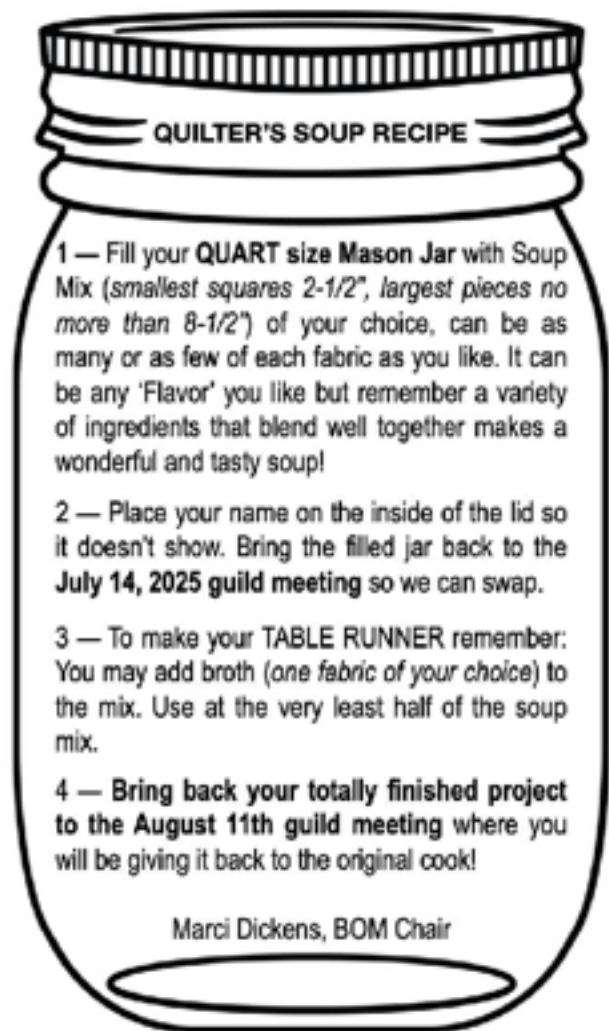
Kathy Winter
 won the
 Block of the Month
 Confetti Starburst



Bloom Where You Are Planted
 June (due July) 2025
 Block of the Month



June 30, 2025
Making quilts for Camp Hope
Contact Bonnie Walker for
additional details



Hello June

Crossword

SOLUTION




Dont forget to join in on this fun activity!!

Marci Dickens, our Block of the Month Chair, is hosting this activity! Remember to bring your jar to the JULY guild meeting!



Quilting Tools

A Quilter's Word Search



© 2023 Quiltblox / Deb Messina

BOBBINS
BODKIN
CHALK
DESIGN BOARD
FUSIBLE WEBBING

NEEDLES
NEEDLE THREADER
QUILTING FRAME
QUILTING HOOP
SHEARS

STABILIZER
STILETTO
THIMBLE
THREAD CONDITIONER
THREAD SNIPS

A Simple Guide To Squaring Up A Quilt

November 11, 2020 by Miriam Ronne

Have you ever wondered how to square a quilt? Squaring up a quilt is such an essential step in quilt making.

It can make the difference between your quilt being a wonky creation to a truly square, beautiful masterpiece.

I know some of you are wondering, “Do you square up a quilt before adding borders?” or “Do you wait until right before you add your binding to square up your quilt?”

My answer is yes — to both questions! I try to square up my blocks, rows, quilt top and finished quilt sandwich after each step to ensure my quilts are as square as possible.

This post will walk you through step-by-step my method for squaring up a quilted quilt sandwich.

What Is Squaring Up a Quilt?

So what exactly does it mean to “square up a quilt?” It means all your corners are cut square at a 90° angle, and all your edges are cut straight.

This will make attaching your binding much easier, and when your quilt is laid out on a bed or folded neatly, it will look professionally made.

When I am piecing my blocks together, once a block is complete, I like to go ahead and “square it up” or make sure it is a perfect square to keep things uniform.

Keeping your blocks square will also help your overall quilt top be neat and straight throughout the entire quilt-making process.

Here are a few tips when you create your quilt top to help keep your quilt square:

- Iron each block before you cut into it to make it square. Make sure all your seams lay flat, and you have ironed out any creases.
- Measure twice, cut once. We all know this one, but it’s good to remind yourself before each project.
- You can always cut more off, so take it slow and be sure your ruler doesn’t slip.
- If at any point you cut too much, don’t stress over it. Quiltmaking is an artform so treat it as such. Perfection is different for everyone.

Supplies You Will Need for Squaring Up Your Quilt

- Quilt Sandwich (completely quilted)
- [Rotary Cutter](#)
- [Cutting Mat](#)
- Square Ruler (for your corners)
- Long Ruler (or something you can use as a straight edge)
- Water Soluble Marker (optional, for marking your lines before you cut)

<https://quiltodom.com/squaring-a-quilt/>





Let's Talk Batting !

Is there a right side and a wrong side?? And, what type batting should I use?

This is what I found. There are lots of opinions on the do's and don'ts in quilting. These are just a few things I found in a search for using different types of batting and whether there is a right or wrong side. I found that it all depends on who you ask! Here are just a few answers to this question. Also, check with what the manufacturer recommends.

FROM APQS:

"The "right side" vs. the "wrong side"

Batting that has been needle punched during its formation has a right side. Look at the batting and search for small pin holes or dimples in the batting. Needle-punching methods drive small needles from one side of the batting to the other as they compress the fibers together. These small holes will reveal the right side of the batting. You want your machine's needle to penetrate the batting in the same direction as the needle-punching machine.

The wrong side of the batting will have more slubs, which are tiny balls of batting. The wrong side looks much like a sweater that has been worn one too many seasons. If you have this side inadvertently facing up when you layer your quilt, your needle can catch one of these dense little balls of batting and try to force it back through the batting and out the back of the quilt, resulting in bearding."

<https://www.apqs.com/batting-has-an-up-and-down/>

FROM WE ALL SEW:

Quilt Batting 101: How To Guide by Lee Heinrich

"Batting isn't the most glamorous part of a quilt. But while the batting itself never sees the light of day once your quilt is finished, it is still essential to the look and feel of the finished piece! And there are more batting choices than ever on the market. So today, let's talk batting—the different types, each of their pros and cons, and much more.

First, let's get to know some batting terminology."

<https://weallsew.com/quilt-batting-101/>

FROM PELLON:

"What is a scrim binder?"

Scrim binder is a thin sheet of polypropylene — very much like a dryer sheet — that is needle punched onto one or more sides of batting as it is processed. Not all scrim binders used today are alike. Pellon® batting uses only a very lightweight scrim. This adds strength and durability that is sought by machine workers yet allows softness and ease of stitch that everyone appreciates. Our scrim does not create heavy, dense and stiff results. When quilting your project, there is no right or wrong side of the batting to have face up during stitching."

<https://www.pellonprojects.com/resources/faq/>

FROM WARM & NATURAL:

"Is there a right or wrong side to Warm & Natural or Warm & White?"


"No, there is not a right or wrong side but there is a "scrim" side. When manufacturing Warm & Natural or Warm & White,..."

<https://warmcompany.com/f-a-q/>

SO...MY CONCLUSION: WHAT I FOUND IS THERE ARE MANY OPINIONS OF WHAT IS RIGHT AND WHAT IS WRONG OUT THERE!



Pat Smith
F.A.I.T.H. Military Support



**Our guild provided many of the items
needed to pack boxes each month for
our active service men and women**



Bonnie Walker, 1st Vice President /
Programs
Presented Pat with a monetary
donation from the guild.





Buy, Sell, Trade Table



**Madi McMurry
Donation Quilt Ticket Sales Chair**



Marci Dickens, Block of the Month Chair



Quarterly Community Service Drawing — Marci Dickens won!!



**Member
Becky Wickander**




Fabric Sale to benefit a fellow quilter



**Guild Sponsor
LaDonyce Hamilton**



**Cheryl Cox
2nd VP Membership**



Sharon Wright, Treasurer





**Karen Lee show her
2024 Mystery Row-by-Row Sew-along
Quilted by Cathy Tullos**



**Lisa Jefferies pieced and quilted her
2024 Mystery Row-by-Row Sew-along**



**Sharon Jefferies showing her
2024 Mystery Row-by-Row Sew-along
Quilted by Lisa Jefferies**

2024 mystery Row-by-Row Sew-Along

Joy in the Journey
By Tuning-My-Heart





**Norma Christensen
Baby Quilt (Around the World)
Quilted by Sharon Jeans**



**Back of the quilt
Quilted by Sharon Jeans**



**Jackie Burck pieced, quilted, and
framed this quilt for her motor home**



**Sabrina Poprocki pieced and
quilted a quilt for
Quilt for Kids**



Sabrina Poprocki pieced and quilted her first Mini Quilt




Karen Lee pieced and quilted her Spicy Spiral Table Runner



Bonnie Walkers Quilt of Valor



Vicki Wooddell pieced and quilted this Charity Quilt




Sharon Jeans show her oversized Fidget quilt. Then she is showing the size it should be when making them. The size should be approx. 12" x 15"




**Gail Kestler, Schnauzer quilt with torquise
Quilted by Cathy Tullis**



**Cheryl Cox sharing her
Mini Tree Quilt**





*Presented to Julie Marez-Kautzsch
of The Bull Shack in Livingston, Texas*



"Sipping With Friends"

Pieced by Lisa Jefferies, Sharon Jefferies,
Gail Kestler, and Becky Wickander
from the 'Stitch-n-Sip' group



SOCIAL MEDIA

The difference between a Facebook Page and a Group

Public PAGE

This **FB PAGE** is designed to engage with a broader audience and to drive traffic to our website. This page is public in every way. This is not the place for Chats or sharing personal information. Use the Private FB Group for these types of communication.

Private GROUP

This **FB GROUP** is private and unsearchable protecting our guild members. This is the place to carry on Chats, share your work, and encourage one another.

Website

The website is designed to provide information about our guild along with all the fun stuff that we do as a guild. Please share often to get the word out to potential members.

Instagram

The purpose of Instagram is to facilitate social connectivity through visual storytelling.

Public Facebook PAGE

<https://www.facebook.com/profile.php?id=61575040353080>



Private Facebook GROUP

By invitation only - contact piecemakersguildtexas@gmail.com




Website

www.lpqgtexas.org



Instagram

<https://www.instagram.com/livpiecemakers/>



PLEASE — WHEN SUBMITTING ANYTHING FOR THE NEWSLETTER — PLEASE SEND IT BY EMAIL TO —
piecemakersguildtex@gmail.com

Please **do not** include your reports as a reply to an email. They tend to get lost that way. Send directly to me at the email address. Please **do not** use Facebook, Facebook Messenger, or Texting. Using other methods other than email makes it difficult not to mention time consuming to search for everything from everyone for the newsletter. Your cooperation is truly appreciated.

Thank you! Debbie Cox,
 Newsletter Editor



Janome

Fabric, Notions
Longarm Quilting



LaLa's

QUILT SHOPPE

Tuesday - Friday 10 to 4:30
 Saturday - 10 am to 2 pm
 Sunday - Monday - closed

936-653-8222

21 N Butch Arthur Rd
 Coldspring, Tx
 77331




Advertisements



Jim & Dorrie Hall
Owners
quilts@shopDE@yahoo.com

*Guild Members receive
20% off – some exclusions*

Hall to Wall Quilts & More



409-547-0026
957 County Rd. 122C
Warren, TX 77664
Facebook: Dorrie Hall




Golden Threads
Quilting

Sharon Jeans
(936) 646-2815 (936) 238-8555

Sew Blessed Sewing Machine Repair
Tel: 936-671-0659
Charles Weeks
Certified Tech
Phone: 936-645-5151
Kathleen O'Tierney
Certified Tech
Phone: 512-786-3612




Texas Thimble Trail
One Stop Shop Hop
Houston, Texas



July
18-19
2025
www.texas-thimble-trail.com

Antiques, Collectibles, Fabrics & Unique Gifts

SEW FANCY

936-967-3950
4003 US Hwy 190 W, Livingston, TX 77351



Exp. Apr. 26

Exp. Apr. 26

Business Card Size

(2" wide by 3.5" high)

\$30.00 (12 Issues)

Annually



1/4 Page (3.25" wide by 4.75" high)

\$40.00 (12 Issues)

Annually

Business Card Size

(2" wide by 3.5" high)

\$30.00 (12 Issues)

Annually

HOW TO STAY IN TOUCH

Facebook — Public Page: <https://www.facebook.com/profile.php?id=61575040353080>

Facebook — Private Group: <https://www.facebook.com/groups/459602848637377>
LPQG Block of the Month & Other Fun Stuff, Livingston, Texas

Website: www.lpqgtexas.org

Email: piecemakersguildtex@gmail.com

Instagram: <https://www.instagram.com/livpiecemakers/>

Mailing Address: Livingston Piecemakers Quilt Guild
P. O. Box 1486
Livingston, Texas 77351



Livingston Piecemakers Quilt Guild

CALENDAR MEMBERSHIP RESOURCES PHOTO GALLERY MEMBERS ONLY DONATION QUILTS

Account sign in

Sign in to your account to access your profile, history, and any private pages you've been granted access to.

Email

Password

SIGN IN

Reset password

If you are a NEW MEMBER, send an email from the 'Home' page of the website. An email will be generated and sent to you so that you can establish an account and have access to the 'Members Only' section.

To reset your password, click the tab "MEMBERS ONLY" and this page will come up. Click on 'Reset password' to reset your password to the website.

Copyright © 2018 Livingston Piecemakers Quilt Guild - All Rights Reserved

NEWSLETTER ADVERTISING RATES

The **Patchwork Press** is published monthly.
 Ads placed annually will run for 12 consecutive Issues.
 Ads placed are for one business and are not interchangeable.
 Paid Advertisements are available to members and non-members.
 Classified Ads (to buy or sell items) are available to members only.

Checks should be payable to:

Livingston Piecemakers Quilt Guild
 P. O. Box 1486
 Livingston, Texas 77351



All ads must be sewing/quilting related.

Camera ready art should be submitted for the size ad you are placing.

**Ads are non-refundable. Annual ads will run for 12 consecutive issues.
 Monthly ads will run for the months designated.**

All advertising proceeds benefit the Guild mission and programs.

Newsletters are distributed monthly to the membership and an edited version is posted to the guild website for public viewing.

Piecemakers Press

A Publication of The Livingston Piecemakers Quilt Guild

SIZE	RATE
Business Card Size (3.5" wide by 2" high)	\$5.00 (each issue) – Monthly Rate
Business Card Size (3.5" wide by 2" high)	\$30.00 (12 Issues) – Annually
1/4 Page (3.25" wide by 4.75" high)	\$40.00 (12 Issues) – Annually
1/2 Page (6.5" wide by 4.75" high)	\$50.00 (12 Issues) – Annually
Full Page (6.5" wide by 9.25" high)	\$70.00 (12 Issues) – Annually
Classified - Guild Members Only	\$10.00 (per issue)

<https://lpqgtexas.org/>

<https://www.facebook.com/profile.php?id=61575040353080>

04/18/25 Rev #1

