



## *Newsletter March 2024 in this issue*

---

- ❖ **Presidents Message**
- ❖ **In My Garden with Steve**
- ❖ **Wannabe Bonsai Guy**
- ❖ **In My Garden with Marty**
- ❖ **Myrtle Rust Update from UQ**
- ❖ **Bonsai Foundation Program**

## *President's Message*

---

Thank you to all our members who attended the AGM, for what was a great turn out, followed by a wonderful presentation and demonstration on Junipers by Kimberly Halter. Kimberly made both the presentation and her work schedule available for our members, and you should have received by a separate email.

The AGM saw a partial change of the guard.

Firstly, my deepest thanks go to the hard work of retiring committee members Mel, Julie and Sandy. Over the last few years, they have provided valuable guidance to our committee, and worked tirelessly to make our events and meetings a success.

I'd also like to welcome Eugene on board to the committee and look forward to the insights that he can provide over the coming years.

A very special thanks to Karen who has been our dedicated President for the past 4 years. She has been at the helm of our club through the challenging times such as Covid, has busily worked away behind the scenes, and has been our rock for all our meeting and wonderful events. She has grown in bonsai knowledge, artistry and as a leader. The fantastic news is that she is staying on the committee in the important role of Treasurer and will continue to support the committee and I during my transition to President.

## *Upcoming Events 2024*

---

- ❖ **March Meeting – Saturday 23<sup>rd</sup>**
- ❖ **Presentation Steve on “Bonsai Deadwood Carving and Preservation” Saturday 23<sup>rd</sup>**
- ❖ **Redlands Bonsai Club Show April 7<sup>th</sup> (9:00am)**
- ❖ **AABC Convention 17<sup>th</sup> – 20th May**

On Wednesday 6<sup>th</sup> March, we hosted our first ever evening workshop meeting. Members enjoyed a supported workshop where they could talk about their trees and seek advice. It was also fun to enjoy some Beer & Bonsai/Wiring & Wine, without even a finger cutting mishap. We are tweaking the format and timing, but will be holding more throughout the year, and would love to see you at the next one (details coming soon...)

At March's meeting, our very own Stephen Cullum will be presenting “All you ever wanted to know about Bonsai Deadwood Carving and Preservation”. Come and see all the tools, techniques, and materials as well as some innovative means to create the illusion of age. We have had plenty of requests for this session, and it is not to be missed.

Lastly, the Redlands Bonsai Society exists to serve our members. If you have feedback for improvements or ideas, please feel free to contact me or anyone on the committee. It is through this that we will continue to grow and educate.

Ureshii (Happy) Bonsai

Nick

***Redlands Bonsai Annual Show – Donald Simpson Centre Cleveland – 7<sup>th</sup> April 2024***

**Visit us at:**

<http://redlandsbonsai.org> or <https://www.facebook.com/RedlandsBonsaiSociety>

# REDLANDS BONSAI



*In my garden - by Steve C*

With our show nearly upon us I would like to issue an open challenge to all those members who are intending to display a bonsai of native origin. The challenge is to go MOSS FREE.

Moss is the Japanese tradition, part of the Japanese aesthetic reflecting what anyone who has been there will know that it has a lot of wet forest and moss. We are a very dry continent, with dry forests and limited mossy places. Most of our native trees used for bonsai come from moss free habitats. Let's ditch the moss. Last year or was it the one before I dressed one of my natives with a fine gravel underfloor, then cut up leaves (to make them to scale) and a few sticks to reflect the ubiquitous fallen timber we find in our forests. I even chopped up and sieved some micro bark to sprinkle around. I thought it looked so natural. It was great. The judge thought it sucked and couldn't understand why I hadn't prepped my tree. That was the compliment I went home with - it must have looked so natural! Let your imaginations run wild; ditch the moss on natives. Let's lead not follow.



All you ever wanted to know about Bonsai  
DEADWOOD CARVING AND PRESERVATION



Presented by professional artist and educator  
**Stephen Cullum.**

Saturday 23<sup>rd</sup> March 2024, 12.00 pm – 3.30 pm. REDLANDS BONSAI SOCIETY

Wellington Point Recreation Hall, 347 – 371  
Birkdale Rd, Wellington Point

It's FREE. Come and see all the tools, techniques  
and materials as well as some innovative ways to  
create the illusion of age.

**Visit us at:**

<http://redlandsbonsai.org> or <https://www.facebook.com/RedlandsBonsaiSociety>



## The Wannabe Bonsai Guy

---

"The Wannabe Bonsai Guy."

Well, I say "Wannabe" to get your attention...

But also, because I want to have spectacular bonsais in the future! In the meantime, though, I'm enjoying my journey which has been amazing. I've learnt so much and meet some fantastic people along the way also.

I'm Ryan, and I'd say everyone by now would know me at RBS. It's been a couple of years since I first came along, and I've thoroughly enjoyed our monthly meeting, and was made to feel very welcomed. So, thank you!

I had spent a couple of years partly invested bumblng my way through some books and good old U-Tube. I had about 10 trees, (which of course I thought were amazing) and had repotted some, had a crack at root pruning, and had even wired a few branches. Basically, I had the bug! I knew I wanted to continue, but really didn't know how to progress further. Seeing some signs on the roadside for a bonsai show at the DSC was all I needed! Still, this was in March, and it wasn't till August that I finally got down to a club day.

I was amazed at the trees on display and walked up and down the tables in total awe of these amazing bonsais! I joined up and haven't looked back. I'd really like to encourage our members to keep bringing trees every month as it had great impact on my early visits.

Anyway, over that first 18 months I managed to obtain roughly 600 plants in pots. (Not exactly bonsais) Lots of IndigoScape tube stock, cuttings, nursery plants, many dug up trees from anywhere I could! But my most treasured trees are from younger material I was given by members at the club. I'm thankful to all of you, and I now give away a lot myself for the same reasons 😊

All this stock took up a lot of space, and time!

But with so many plants I felt free to cut, hack, bend and destroy to my heart's content! Which I did. Mostly I learnt what NOT to do, more than what to do!

Over the last year I've displayed my first tree at the March Show and was able to sell some young trees and cuttings. This was a very rewarding experience, which I learnt a huge amount from. I was asked to join the committee, which I jumped at the opportunity. That also has been very rewarding, and better helped my understanding of the club, and bonsai. I also attended the Bonsai Foundations course that ran over 10 x 3 hour sessions run by Stephen Cullum. Wow what a wealth of knowledge, and an incredibly well-run course. We are very fortunate to have this opportunity, and I'd strongly encourage all beginner/intermediate bonsai enthusiasts to consider doing this course!

In writing this article I've found it very useful in reflecting on my own journey. My bonsais are not yet anywhere close to how I'd like them to be, but I can say without hesitation that I'm happy so far with my progress. It reminds me of a saying that I really like.

"You don't have to be great to start,  
But you do have to start to be great."

I welcome any help and advice and am very willing to share the little I know to encourage anyone who's even slightly interested in the art of bonsai which I love. I'm slowly starting to develop my own understanding, direction, and style. The pleasure and rewards I personally get from my journey leave me feeling very blessed. I look forward to where the next 5, 10, 20 years of bonsais will lead me.

In conclusion I thought I'd share a couple of photos of some recent work. This was my first bonsai tree 4 years ago so it seems fitting to share. It was a \$5 Ficus Benjamina in a pot that got a severe trunk chop to a stump.

**Visit us at:**

<http://redlandsbonsai.org> or <https://www.facebook.com/RedlandsBonsaiSociety>



It is also the tree I displayed last year in the show. Last month I totally defoliated it, used some saw cuts to bend down the lower branches, and structurally wired the heavier branches while reducing the strength in the apex.

Thanks, and enjoy see you all at the next meeting.

Ryan



**Visit us at:**

<http://redlandsbonsai.org> or <https://www.facebook.com/RedlandsBonsaiSociety>



# REDLANDS BONSAI



## *In the garden with Marty*


---

Spring has sprung and root pruning and repotting is complete. With the thought of producing smaller, easier to handle Bonsai most of my older plants have also had a hard chop to the top. I must say that the recovery has taken much longer this year, and two plants did die. Not sure what happened with the slow recovery, I was very worried.

All the bonsai that were planted in the ground have been lifted and potted up as well. They show a noticeable increase in trunk diameter lots of vigour and many new branches. Got to be happy with that.



Last year I completed the 'beginners' bonsai course' with Steve Cullum, this was the best money I have spent in a long time and recommend to all. He explains and demonstrates a vast array of knowledge and techniques used in the creation of Bonsai. I have been encouraged to do more, go further with a better understanding on what to do. With the confidence gained from the course with Steve I have been doing some grafting, adding more branches to my bonsai where needed. Please see photos attached.

Loving Bonsai



**Visit us at:**

<http://redlandsbonsai.org> or <https://www.facebook.com/RedlandsBonsaiSociety>



Visit us at:

<http://redlandsbonsai.org> or <https://www.facebook.com/RedlandsBonsaiSociety>






## Juniper Work Schedule

### Juniper Monthly Work Schedules`

Bonsai Academy

Month	Juniper work schedule
January (Mid-Summer)	Fertilise year-round. Style, cut, wire after branches send out long runners. After heavy work, protect under shade cloth
February	Trim and tidy. Remove old brown needles. Wire and style
March (Autumn)	Autumn, best time to style and wire conifers. Thin junipers. Cut the small branch or foliage clean – do not leave stub. Make sure that the branch has runners before trimming. Cut downward branch. Wire with copper wire. We can style junipers until spring.
April	<div>  <p>Remove old needles in order to redirect energy to new growth. Open up the branch to let light and air to penetrate to the interior and lower part of the tree. Before</p> </div> <div>  <p>After cleaning old needles, trim any branches hanging down. Cut the small branches close to the branch. View from under the pad.</p> </div>
May	Autumn, best time to style and wire conifers. Thin junipers. Cut the small branch or foliage clean – do not leave stub. Make sure that the branch has runners before trimming. Cut downward branch. Wire with copper wire.
June (Winter)	Wire in winter, Continue to fertilise weekly with liquid fertiliser (1/2 strength) through winter
July	Chinese Junipers (Shimpaku) can be repotted July – August
August	Repot mid-winter to end of Spring (November)
September (Spring)	Needle junipers repotted Sept to early December. Spring is best time to make jin on junipers as bark separates from hardwood easily. Wait to wire until November. Wait until autumn before heavy bending as bark splits easily in Spring. Wait until junipers have runners before trimming.
October	Repot junipers – shelter for 7 days after repotting.. Best time to work on Junipers is Nov- March. Wait until Autumn for heavy bending.
November	Let junipers grow freely, then wire new branches. Cut back and thin old foliage. Avoid heavy bending until autumn as conifers are active and the hardwood splits easily. If you have to do heavy bending, use raffia to protect the bark.
December (Summer)	Let the junipers in training grow freely and wire new branches. Remove leggy branches.

Visit us at:

<http://redlandsbonsai.org> or <https://www.facebook.com/RedlandsBonsaiSociety>



## High-tech spray prevents and cures rusty plant threat.



Myrtle rust has become a problem for popular native Myrtaceae species like eucalypts, lilly pilly and paperbark

14 February 2024

Researchers from The University of Queensland have developed a treatment that can both prevent and cure infection caused by an invasive fungal disease devastating native Australian plants.

PhD candidate [Rebecca Degnan](#), [Dr Anne Sawyer](#) and [Professor Neena Mitter](#) worked with the Department of Agriculture and Fisheries to develop an environmentally friendly spray which uses RNA technology to treat plants infected by myrtle rust.

“We found that when the double stranded RNA was applied to a healthy tree, it prevented the plant from being infected,” Ms Degnan said.

“What’s even more exciting, when we infected the plants and applied the double stranded RNA as late as two weeks post infection, the plants recovered.

“It’s significant because our previous studies didn’t have that curative aspect, so being able to apply a treatment after infection gives it more potential.”

Dr Sawyer said myrtle rust has become a problem for popular native Myrtaceae species like eucalypts, lilly pilly and paperbark since it was detected in New South Wales in 2010.

“It has since spread all the way up the east coast and into the Northern Territory, as well as Western Australia and even New Zealand,” she said.

“There are more than 2,000 species of Myrtaceae native to Australia, with 16 species of rainforest trees on the east coast facing extinction due to this disease.

“The symptoms of infection range from leaf spots of yellow fungal spores through to death of the tree, even large old trees.”

**Visit us at:**

<http://redlandsbonsai.org> or <https://www.facebook.com/RedlandsBonsaiSociety>





Dr Sawyer said the team would now test the RNA treatment in field trials.

“We’ve only done short term experiments up to six weeks after infection, so now we want to test the spray’s longevity,” she said.

“We also want to see whether the plants are protected from a second infection and if the RNA can protect new growth after the leaves are sprayed.”

Ms Degnan said it was exciting to consider the potential impact of the treatment.

“It’s not always a silver bullet, but we work in partnership with a lot of other scientists developing great management techniques for the pathogen and it feels really rewarding to contribute to that,” she said.

The [research paper](#) is published in *Communications Biology*.

RNA for crop protection is the major focus of the Mitter Lab at UQ’s [Queensland Alliance for Agriculture and Food Innovation](#).

The above information has been referenced from the UQ news Page.

<https://www.uq.edu.au/news/article/2024/02/high-tech-spray-prevents-and-cures-rusty-plant-threat>

## *RBS meeting Feb 2024*

---



**Visit us at:**

<http://redlandsbonsai.org> or <https://www.facebook.com/RedlandsBonsaiSociety>



Visit us at:

<http://redlandsbonsai.org> or <https://www.facebook.com/RedlandsBonsaiSociety>





**Visit us at:**

<http://redlandsbonsai.org> or <https://www.facebook.com/RedlandsBonsaiSociety>



Visit us at:

<http://redlandsbonsai.org> or <https://www.facebook.com/RedlandsBonsaiSociety>





*Beer & Bonsai - Wiring & Wine*



**Visit us at:**

<http://redlandsbonsai.org> or <https://www.facebook.com/RedlandsBonsaiSociety>



---

**Visit us at:**

<http://redlandsbonsai.org> or <https://www.facebook.com/RedlandsBonsaiSociety>





## *Bonsai Foundations Program*

---

### **Bonsai Foundations Program 2024**

The almost annual Foundations Program started about 10 years ago to address a need for some more formal training in the basics of bonsai cultivation, training and styling. There are a number of Introductory Bonsai classes where students can get the 'basics in a day' and come home with a wired tree, but no idea what to do with it next.

The Foundations program weighted more towards the principles and information necessary for the long term development of bonsai.

### **Curriculum:**

The curriculum has been designed with the following outcomes in mind for students:

- An introduction to bonsai philosophy, heritage, conventions and aesthetic;
- A working knowledge of how plants grow and develop, and how to harness these natural processes in the interests of bonsai development;
- An understanding of styling alternatives and how to choose;
- Early experience in developing bonsai and an understanding of development pathways.

Three streams of content will run through the program; *Bonsai practice and styling conventions, how to work with plants* (horticulture) and the *application of artistic expression*.

This year it is planned to have 8 lessons and 2 workshops, something like the following:

#### **Lesson 1**

Program introduction  
Origins & philosophy of bonsai culture  
History and different national identities (schools of bonsai)  
Classification, Styles & Sizes  
Stylistic conventions and 'rules of bonsai' - the general aesthetic principles  
The art of illusion

#### **Lesson 2**

Selection of plants suitable to bonsai  
Attributes  
Recommended species  
Tools and accessories  
Physiological aspects – functions of roots, leaves, bark and how trees grow  
Channelling this physiology for bonsai development  
How to keep a plant alive in a pot for years  
Trees to work on

#### **Lesson 3**

Potting mediums and components  
Watering and general care  
Seasonal influences and the annual cycle  
Start on development pathways – where to begin, seed to advanced stock.

**Visit us at:**

<http://redlandsbonsai.org> or <https://www.facebook.com/RedlandsBonsaiSociety>



## Lesson 4

Bonsai development pathways continuing  
Shaping & Wiring  
Defoliation

## Lesson 5

Propagation methods  
Sourcing bonsai material  
Cuttings and grafting, layering

## Lesson 6

Fertilizer – nutrients  
Pests and diseases  
Insects and fungus

## Lesson 7

Containers  
Exhibition  
Bonsai on line  
Review

## Lesson 8 (Usually conducted in early August)

Transplanting and re-potting  
Root pruning

## Workshop 1 and Workshop 2

*Will be held at times to suit the schedule and venue opportunities.*

## Class Schedule/Location

Due to other commitments the program will likely be run this year on Sunday afternoons, 1pm to 4pm.

Program dates will be set once sufficient nominations are received to run the course and book the venue. Exact dates then are subject to venue availability. In 2023 the program was conducted at the Thorneside Community Hall, 200 Mooroodu Rd, Thorneside.

Again subject to nominations, it is hoped that we might make a start in March and run through to August/Sept.

## Fees and costs:

The fee for the program is be \$160 for RBS members (\$185 for non-members) for the 8 lessons and 2 workshops.

A deposit of \$50 should be paid on nomination with the balance payable at the first class.

The Book 'Bonsai Foundations', covers the course content and will be available for purchase if you are interested (\$30) but this is not essential.

**Visit us at:**

<http://redlandsbonsai.org> or <https://www.facebook.com/RedlandsBonsaiSociety>





## **Nomination:**

If you are interested in participating, please nominate with Steve Cullum directly at [spcullum@gmail.com](mailto:spcullum@gmail.com). By all means get in touch if you have other questions. If you do get in touch to confirm participation or ask questions, please make sure your message identifies yourself. Sometimes an email address alone doesn't make it clear who I'm talking to. Your phone number would be useful too, for future contact.

Thanks

Steve Cullum

## *RBS Show information 2024*

---

The show is fast approaching so let's see what our talented members have in store for us this year. We are once again at the DSC where our set up will be the same as last year.

We have access to the venue at midday on the Saturday. We will need some helpers to set up so please give us a hand at midday if you can. We will be ready for your trees and sales stock by 2pm.

Our guest judge this year is Albert Garcia who will be doing the judging on Saturday afternoon. If you are entering a tree in the show, the form will be attached to this newsletter along with the sales sheet. Our club exhibition will be held on Sunday April 7<sup>th</sup> at the Donald Simpson Centre in Cleveland. Setup will happen the Saturday afternoon before, as usual.

Trees will be entered into either Open or Novice classes. Novice is for members who have been practising bonsai for 4 years or less.

Within the Open class there will be 4 sizes judged, including:

Miniatures: under 250mm

Small: from 250mm to 450mm

Medium: from 450mm to 650mm

Large: over 650mm.

## **EXHIBITORS, PLEASE TAKE NOTE:**

Forms for exhibition trees will be attached to this newsletter, and or available at our March meeting.

Please supply the trees information to Karen - [karen.freeland@outlook.com](mailto:karen.freeland@outlook.com) so that the layout of the display can be planned.

When preparing your trees, please place a removable ID tag with the same information supplied to Karen, so they can be easily matched with the prepared label, and include your initials as ID.

All accessories, stands and accents should have name of owner written somewhere underneath.

Trees will be displayed in their size classes.

If you are entering the Novice class, please write this on the tag as well.

## **Visit us at:**

<http://redlandsbonsai.org> or <https://www.facebook.com/RedlandsBonsaiSociety>



## **SELLERS, PLEASE TAKE NOTE:**

All financial members are invited to provide items for sale. Commissions to the club will be 20% this year, however, if you exhibit a tree, the commission will be discounted to 10%.

Plant sales will be in the same room as previous years. For those members with items to sell, please register your availability to assist on the day with Karen. We will need at least four people on the checkout and more for rotation throughout the day.

A copy of the Sales Inventory Sheet will be attached with this newsletter. If you want to sell anything at the show, please fill out this form and give it to Karen on the Saturday. Sellers are asked to attach price tags to each item. The tag should contain three items of information, one your price, the item number, and your initials.

The tag is removed on sale and retained to determine distribution of proceeds. No tag means no sale. Tags are readily available at most newsagents, or you can make your own. You should have other appropriate descriptive information on the sale item as well. (Species/age etc if it's a tree, for example.) For security this should be in a form that is not able to be removed or shifted to a different item.

Masking tape is the preferred material to use for this since it's difficult to re-attach once it's been peeled off. Pricing advice: For small items please keep prices to round dollars. Anything over \$30 make the steps in \$5 jumps.

For established bonsai consider the following guide: The likely nursery price for a tree of that height, plus \$10 for each year of age, plus the cost of the pot. You can then adjust this for the quality of the bonsai. If you want to change a price of an item during the day, you will need to replace the fixed tag, the sales tag, and edit the sales inventory form. One change in three places, so be prepared.

## **SETUP:**

Setup will be from approximately 2pm on Saturday April 6th and show trees to go into the hall from approximately 4pm. Trees can be marshalled in the foyer while we set up. Can we have as many people as possible to help with setup. The Exhibition will run from 9:00am to approximately 4pm on Sunday, April 7th.

Clean up and pack up will be straight after closing. Again, many hands make light work, please help where you can. The successful operation of the show needs everyone to take a share of the many tasks, from front desk, to sales, as well as keeping an eye on the exhibition area. We'll do what we can to keep the rotation of jobs happening so no one gets bored.

**Visit us at:**

<http://redlandsbonsai.org> or <https://www.facebook.com/RedlandsBonsaiSociety>




## How to measure your show tree

Please see below how to measure the height and width of your show tree.

Height - Measure **from the rim of the pot** to the top of the foliage.

Width – Measure the widest point of your show tree. Please note this may be either the pot or the foliage. Please measure in millimetres



Visit us at:

<http://redlandsbonsai.org> or <https://www.facebook.com/RedlandsBonsaiSociety>

## Member Sales Inventory Sheet

All items must also have a removable tag with Initials/number and price.

Your name:			
Sheet Number:		Number of sheets:	

Seller's Initials	Plant/Item No	Item Description	Price	Sold
	TOTAL OF SALES			
	LESS 10% COMMISSION PAID TO CLUB			
	<b>TOTAL PAID TO MEMBER</b>			

Page 20





Attached to the email with the newsletter.

Botanical Name			
Common name			
Years in training	years	years	years
Age	years old	years old	years old
Height mm	mm	mm	mm
Width mm	mm	mm	mm
Name			
Phone number			

**Visit us at:**

<http://redlandsbonsai.org> or <https://www.facebook.com/RedlandsBonsaiSociety>

# REDLANDS BONSAI



## *February Meeting Display Trees*

---



**Visit us at:**

<http://redlandsbonsai.org> or <https://www.facebook.com/RedlandsBonsaiSociety>



Visit us at:

<http://redlandsbonsai.org> or <https://www.facebook.com/RedlandsBonsaiSociety>






Visit us at:

<http://redlandsbonsai.org> or <https://www.facebook.com/RedlandsBonsaiSociety>









## 36th AABC National Bonsai Convention


17th - 20th May 2024  
Royal on the Park Hotel, Brisbane City






Bonsai Exhibition showcasing some of Queensland's best bonsai

Sales area for all of your bonsai needs - pots, tools, trees and more!




Workshops, masterclass and demonstrations with;  
Koji Hiramatsu from Hiramatsu Shunshoen, Japan  
Martin Walters - New Zealand  
Andrew Sellman - Queensland  
Lindsay & Glenis Bebb - Queensland



Visit Brisbane's biggest bonsai nursery & the new Bonsai House at the Botanical Gardens on our Friday Tour (lunch included)

**Early Bird Rate \$270**  
**ENDS 1ST NOV 2023**

**Book Your Convention Package Now!**



For more information or to register visit:  
[www.bonsaisocietyqld.asn.au](http://www.bonsaisocietyqld.asn.au)



Visit us at:

<http://redlandsbonsai.org> or <https://www.facebook.com/RedlandsBonsaiSociety>



## *RBS Meeting Protocol*

---

Our meetings are held at the **Wellington Point Recreation Hall**, 347-371 Birkdale Rd, Wellington Point QLD 4160, unless otherwise noted. Our annual show is generally held at the Donald Simpson Centre in Bloomfield Street, Cleveland. You will find the yearly program on the last page of our newsletter. Watch this space for the 2024 program calendar or check out the website.

The hall will be open at 11am for members and visitors' meetings, with committee meetings to be held from 11am before each normal meeting.

## *Foundations Development Program*

---

See Course information above - please talk to Steve C if you wish to join in this program.

## *Learners' Group*

---

The group is designed for informal tuition and coaching from 11am to 12:00 pm on meeting days when a demonstration or presentation is scheduled. Senior members will be available to offer advice and support. Please check program calendar at end of newsletter for dates.

## *Sign-in and Raffle*

---

All members are required to sign in as they arrive. The sign in sheets are located on the front table as you enter the hall. If you don't want to sign into the meetings, please talk to one of the executive committee members.

There will be a raffle at each meeting and tickets are available for purchase at the sign in table.

## *Fees for 2024*

---

Our membership fees for 2024 are \$25 for a single, \$35 for a family and we have removed the monthly \$2 entry fee.

- Fees are due in December for the following year
- New members who join the club in the first 6 months of the year pay full membership fees
- Members joining after 30 June pay half fees for that year, with full membership fees due in November for the following year.

**Visit us at:**

<http://redlandsbonsai.org> or <https://www.facebook.com/RedlandsBonsaiSociety>



- Any member who has not paid their fees by 31 January for that year will be deemed unfinancial and not eligible to exhibit in the annual show, sell products at the show or meetings or vote at the AGM.

Banking details for on-line renewals are:

Name: Redlands Bonsai Society Inc

BSB: 633000

Account Number: 169724416

## *Workshop Meetings*

---

We aim to provide a number of workshop meetings throughout the year. These are great opportunities for people of all stages of their bonsai journey to come together, discuss and work on their trees. The more experienced members of the club are available to answer any questions and assist you in deciding the future style and care of your trees.

Remember advice will vary across the members, so weigh up the information and follow the advice you are most comfortable with.

### **Committee Members for 2024**

President: *Nick*

Vice President: *Heather*

Treasurer: *Karen*

Secretary: *Noreen*

Newsletter: *Rod*

Member: *Eugene*

Member: *Ryan*

**Visit us at:**

<http://redlandsbonsai.org> or <https://www.facebook.com/RedlandsBonsaiSociety>





REDLANDS BONSAI SOCIETY - PROGRAM FOR 2024				
Month	Date	Day	Meetings and Workshops	Additional activities
January	27	Sat	Committee Meeting	10am
				Learners group from 11am
			Open Day	From 12:00
February	24	Sat	Committee Meeting	10am
			AGM 2022/2023 Presentation. Kimberley Halter	From 1200
March	23	Sat	Carving demonstration by Steve Cullum	From 1200
			Committee Meeting	10am
April	6	Sat	Show set-up	D.S.C. Midday
	7	Sun	Annual Show	From 9am
	27	Sat	Committee Meeting	10am
May	25	Sat		Learners group from 11am
			Demonstration by James Johnson & Rob Payne	From 1200
			Demonstration by Marcela Ferreira	From 1200
June	22	Sat	Committee Meeting	10am
	26	Sun	Workshops with Marcela Ferreira	TBA
July	27	Sat	Forest & Foster Tree bring back & Workshop	From 1200
				10am
				Learners group from 11am
August	24	Sat	Demonstration by Keith Ireland	From 1200
			Committee Meeting	10am
			Tool Sharpening, Potting Demo & Workshop	From 1200
September	28	Sat		10am
			Committee Meeting	Learners group from 11am
			Senior Members group Demonstration	From 1200
October	26	Sat		10am
			Committee Meeting	Learners group from 11am
			Demonstration by Sam Thompson (TBC)	From 1200
November	23	Sat	Committee Meeting	10am
			Christmas Lunch & Workshop	From 1200

Visit us at:

<http://redlandsbonsai.org> or <https://www.facebook.com/RedlandsBonsaiSociety>