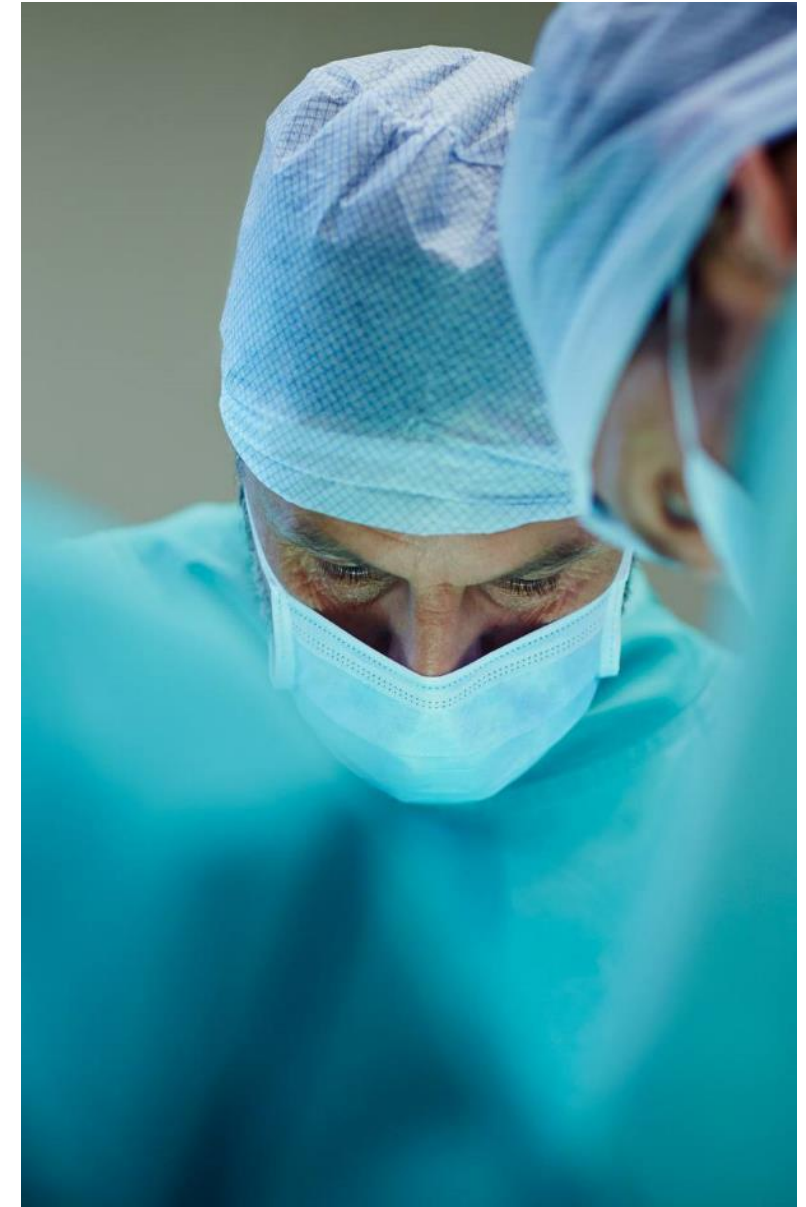




**Precision** is a one-of-a-kind, AI-driven healthcare technology, data analytics, and management company.



# Problem:

---

**Many organizations fail to address the specific individual patient adequately needs of their three base business models: Medicare, Shared Risk, and Fee for Service.**

## CMS Compliance

*CMS requires 80% patient engagement for eligibility for reimbursement.*

## Internal resource

*Resource issues to manage patient surveys.*

## Revenue (CPR)

*Missed revenue opportunity due to a gap in patient health survey respondents.*



# Solution :

---

## Patient Engagement:

- Precision's AI technology knows exactly what is expected from every provider by Medicare and commercial payers.
- [Directly engage patients electronically in the background, away from your workflow, with a 45% to 65% success rate.](#)
- These billable encounters, then triage moderate and high-risk patients directly onto the schedule in any way the physician selects. This maximizes the ability to provide the most appropriate staff member for each interaction. ,

## Compliance & Revenue:

- A doctor with 2,500 patients, can generate additional revenue of approximately 240k per quarter in additional billing with Precision
- Shared risk costs are \$200 of \$1,210 per patient with zero resources from the practice.
- Shared-risk patients are activated at a fraction of your typical staff cost.

# What is Precision AI Technology?

---

## Full-feature CRM for Healthcare Organizations (Patient Relationship Management)

### Revenue Generation & Billable Scored Reporting:

The Precision patient relationship management platform delivers a fully scored report to the physician practice that can be used to submit claims for immediate revenue and to increase patient engagement.

- Increase Provider billable encounters using Precision
- Help providers become more efficient
- Decrease Medical Loss
- Establish Patient Risk Baseline
- Increase the ability to do revenue share opportunity and loss Management.



# Why use Precision AI Technology?

---

## Automated Patient Engagement Platform:

The **Precision Healthcare Technology (PHT) model** is based on subscription, marketing, and customer relationship packages for healthcare organizations.

Identifies ancillary referrals such as CCM, RPM, AWV, Annual Preventive, Cognitive Assessments, Functional Analysis, in-office treatments, diagnostics, and many other opportunities to manage and implement for better outcomes.

### Address Patient Needs

- Patient Centered
- Patient Focused
- Secure communication



# What to expect once you are signed on:

---



**The application automatically creates organization-specific outreach material and assessments.**

- Logo Uploaded and utilized with all communication
- Message specific to Organizations
- Reply Messaging enabled
- Follow-up based on patient responses

**Identify Medical Necessity Automatically.**

**Inform Patient Care Planning.**

- Direct to Patient communication for Healthcare Practice
- Contact Each Patient using proprietary processes
- Custom Messaging and Quality Specific Assessments
- All responses are recorded and added to the patient record with follow-up

**Generate billable encounters for Healthcare Organizations.**

# Sample Report & Billable Code

## Sample Bill Run from Actual Client

Can I bill this as an e-visit encounter?

Yes, this can be billed under the following codes:

- 99421- On-line digital e/m svc 5-10 min
- 99422- On-line digital e/m svc 11-20 min
- 99423- On-line digital e/m svc 21 plus min

| Service Date | Billing Carrier Cat         | Procedure Code | Units | Charges | Payments | Adjustments |
|--------------|-----------------------------|----------------|-------|---------|----------|-------------|
| 6/21/2023    | SELF                        | 99423          | 1.00  | \$72.00 | \$72.00  | \$0.00      |
| 6/23/2023    | COMMERCIAL                  | 99423          | 1.00  | \$72.00 | \$72.00  | \$0.00      |
| 6/23/2023    | SELF                        | 99423          | 1.00  | \$72.00 | \$72.00  | \$0.00      |
| 7/10/2023    | SELF                        | 99423          | 1.00  | \$72.00 | \$66.47  | \$5.53      |
| 7/12/2023    | SELF                        | 99423          | 1.00  | \$72.00 | \$66.47  | \$5.53      |
| 7/13/2023    | Blue Cross/Blue Shield NH   | 99423          | 1.00  | \$72.00 | \$66.47  | \$5.53      |
| 7/13/2023    | SELF                        | 99423          | 1.00  | \$72.00 | \$66.47  | \$5.53      |
| 7/13/2023    | SELF                        | 99423          | 1.00  | \$72.00 | \$66.47  | \$5.53      |
| 7/13/2023    | SELF                        | 99423          | 1.00  | \$72.00 | \$66.47  | \$5.53      |
| 7/14/2023    | SELF                        | 99423          | 1.00  | \$72.00 | \$66.47  | \$5.53      |
| 7/24/2023    | SELF                        | 99423          | 1.00  | \$72.00 | \$66.47  | \$5.53      |
| 7/7/2023     | SELF                        | 99423          | 1.00  | \$72.00 | \$66.47  | \$5.53      |
| 7/7/2023     | SELF                        | 99423          | 1.00  | \$72.00 | \$66.47  | \$5.53      |
| 7/12/2023    | Harvard Pilgrim Health Care | 99423          | 1.00  | \$72.00 | \$65.06  | \$6.94      |
| 7/13/2023    | Harvard Pilgrim Health Care | 99423          | 1.00  | \$72.00 | \$65.06  | \$6.94      |
| 7/17/2023    | Harvard Pilgrim Health Care | 99423          | 1.00  | \$72.00 | \$65.06  | \$6.94      |
| 7/7/2023     | Harvard Pilgrim Health Care | 99423          | 1.00  | \$72.00 | \$65.06  | \$6.94      |
| 7/7/2023     | Harvard Pilgrim Health Care | 99423          | 1.00  | \$72.00 | \$65.06  | \$6.94      |
| 7/7/2023     | Harvard Pilgrim Health Care | 99423          | 1.00  | \$72.00 | \$65.06  | \$6.94      |
| 7/7/2023     | Harvard Pilgrim Health Care | 99423          | 1.00  | \$72.00 | \$65.06  | \$6.94      |

# Sample Patient Engagement Report

| Patient Information                    |                      |
|--|----------------------|
| <b>Patient Name</b> :meda testing      | <b>Address 1</b> :   |
| <b>System PID</b> :                    | <b>City</b> :        |
| <b>Email Id</b> : ray@precisionvbm.com | <b>State</b> :       |
| <b>Date of Birth</b> : 01/01/1950      | <b>Zipcode</b> :     |
| <b>Submitted By</b> : Self             | <b>Gender</b> : Male |

By completing this assessment, I agree to share this information with my provider and the agree to an e-visit if necessary.

Health Score :44

Health Risk: Elevated Health Risk

| Health Risk                  | Risk Level | Answer                  | Description  |
|------------------------------|------------|-------------------------|--|
| Physical Activity            | Low        | 3                       | Physical activity can be defined as any movement of the body that requires energy expenditure. This includes any motion you do through the day excluding sitting still or lying down.  |
| Tobacco Use                  | Low        | No                      | Tobacco use may be defined as any use of the tobacco plant leaf and its products   |
| Alcohol Use                  | Medium     | 3                       | Alcohol use disorder is a pattern of alcohol use that involves problems controlling your drinking, being preoccupied with alcohol, continuing to use alcohol even when it causes problems.   |
| Seat Belt Use                | Low        | Yes                     | A seat belt is a vehicle safety device designed to secure the driver or a passenger of a vehicle against harmful movement that may result during a collision or a sudden stop.   |
| Life Satisfaction            | Medium     | Some of the time        | Life satisfaction is the way in which people show their emotions, feelings and how they feel about their directions and options for the future.  |
| Anxiety                      | Medium     | Some of the time        | Anxiety is a normal and often healthy emotion. However, when a person regularly feels disproportionate levels of anxiety, it might become a medical issue.   |
| Stress                       | Medium     | Sometimes               | Stress is the bodys reaction to any change that requires an adjustment or response. The body reacts to these changes with physical, mental, and emotional responses. Stress is a normal part of life. You can experience stress from yours environment, your body, and your thoughts.  |
| Pain                         | High       | A lot                   | A pain scale is one way for you to measure your pain so that doctors can help plan how best to manage it.  |
| Perception of General Health | Medium     | Good                    | Perception of general health refers to the perception of a persons health in general. Health means not only the absence of disease or injury but also physical, mental and social well being.  |
| Sleep                        | Medium     | 6                       | Getting enough sleep is important, but good sleep quality is also essential. Signs of poor sleep quality include feeling sleepy or tired even after getting enough sleep, repeatedly waking up during the night, and having symptoms of a sleep disorder (such as snoring or gasping for air). Better sleep habits may improve the quality of your sleep. If you have symptoms of a sleep disorder, such as snoring or being very sleepy during the day after a full night's sleep, make sure to tell your doctor. |
| Blood Pressure               | High       | High (140/90 or higher) | Blood pressure is related to the force and rate of the heartbeat and the diameter and elasticity of the arterial walls.  |
| Cholesterol                  | High       | High (240 or higher)    | Cholesterol is a type of fat found in your blood. Your liver makes cholesterol for your body. You also can get cholesterol from the foods you eat. Meat, fish, eggs, butter, cheese, and milk all have cholesterol .   |
| Blood Glucose                | High       | Don't know/not sure     | The blood glucose level is the amount of glucose in the blood. Glucose is a sugar that comes from the foods we eat, and its also formed and stored inside the body.  |
| Hemoglobin A1c level         | Medium     | Borderline high (7)     | The A1C test is a common blood test used to diagnose type 1 and type 2 diabetes and to monitor how well youre managing your diabetes. The A1C test goes by many other names, including glycated hemoglobin, glycosylated hemoglobin, hemoglobin A1C and HbA1c.   |
| Overweight/Obesity(BMI)      | High       | 30.34                   | BMI is an screening for weight, for example underweight, normal or healthy weight, overweight, and obesity.  |

|   |                    |
|---|--------------------|
| In the past 2 years have you experienced any allergies of any type? | Yes                |
| When was the last visit with our Group?                             | Prior to last year |
| In the past year have you been to an Urgent Care Facility?          | No                 |
| In the past year have you been to a Hospital Emergency Room?        | No                 |

**Important Notification:** By completing and submitting any assessment you give consent for an e-visit and a co-pay may or may not apply. This communication is meant to connect you with your healthcare provider for further discussions about your healthcare needs. The content of this communication is for informational purposes only and is not meant to replace the guidance of your licensed healthcare practitioner. Statements and information in this communication have not been evaluated by the Food and Drug Administration. The statements and information in this communication are meant for general use only and are not intended to diagnose, cure, treat, or prevent any disease or provide medical advice. The statements and information in this communication should not be used for diagnosis or treatment of any health problem or for prescription of any medication or other treatment. Any determinations concerning an individuals' use of drugs, medications, or supplements should be made by your licensed healthcare provider.



# How it works:

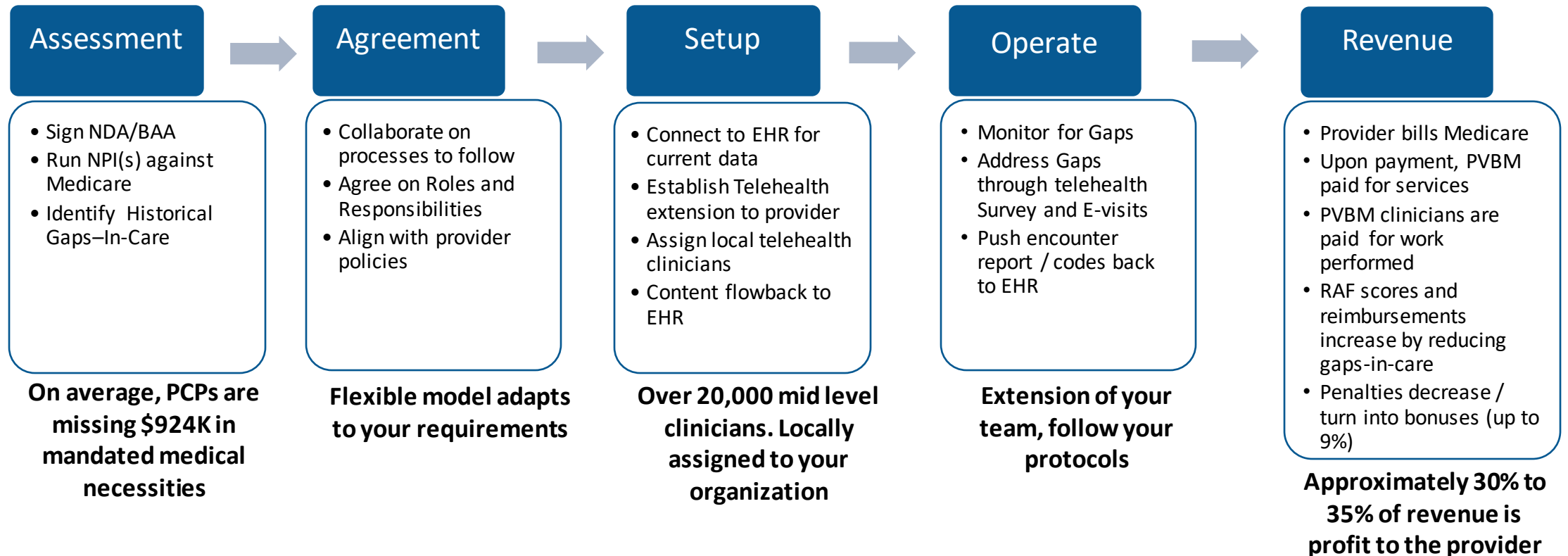
---

- Starts with every Patient receiving a Health Risk Assessment (HRA) with real-time electronic engagement
- Triage patient needs using Workflow Intelligence and add additional ancillary revenue opportunities
- Practice can perform services or engage through Authorized PHT Service Providers Contracting to create billable encounter
- Billing report generated based on the HRA responses
- Direct revenue alignment



# Monitoring for medical necessity gaps in care and performing mandated gap services

- Patients receiving benefits they are entitled to
- Providers Increasing revenue
- Providers Increasing Medicare RAF scores
- Providers Increasing performance scores
- Providers turning penalties into bonuses
- Medicare improves levels of compliance penalties



# Sign Up is Easy:

---



EASY AND SIMPLE 2-PAGE LICENSE AND  
ENGAGEMENT AGREEMENT



WE USE A SIMPLE PATIENT DATA  
IMPORT TOOL AND WE WILL DO THE  
REST.




LEVERAGE TECHNOLOGY AND ADD  
RESOURCES

# Easy to get started:

Check out our new marketing channel on YouTube:

<https://www.youtube.com/watch?v=oHKkOjVBoG4>



Review and sign the simple two-page agreement. You pay a nominal rate for only those who respond. All revenue from AI-generated follow-up visits is 100% yours to keep.



Export your patient contact information file from the EHR/Billing platform. This is very simple and takes less than 5 minutes.



We launch communications on behalf of the physician practice via email and text within 72 hours. Our simple compliance statements result in much higher response rates than typical.



# Thank you

[www.pvbmhealth.com](http://www.pvbmhealth.com)

[www.precisionvbm.com](http://www.precisionvbm.com)

Compliance, Patient engagement &  
Revenue (CPR) with Precision

