
HANK

Veterinary Report by Embark

embarkvet.com

Test Date: June 13th, 2024

Customer-supplied information

Owner Name: Debbie Stanger

Dog Name: Hank

Sex: Male

Date of birth: n/a

Breed type: N/A

Breed: Bernedoodle

Breed registration: N/A

Microchip: N/A

Genetic summary

Genetic breed identification:

Bernedoodle

Predicted adult weight: **34 lbs**

Calculated from 17 size genes.

Breed mix:

 **Poodle (Small): 49.3%**

 **Poodle (Standard): 26.2%**

 **Bernese Mountain Dog: 24.5%**

Karyogram (Chromosome painting)

Health Report

How to interpret Hank's genetic health results:

If Hank inherited any of the variants that we tested, they will be listed at the top of the Health Report section, along with a description of how to interpret this result. We also include all of the variants that we tested Hank for that we did not detect the risk variant for.

A genetic test is not a diagnosis

This genetic test does not diagnose a disease. Please talk to your vet about your dog's genetic results, or if you think that your pet may have a health condition or disease.

Summary

Of the 274 genetic health risks we analyzed, we found 1 result that you should learn about.

Notable results (1)

ALT Activity

Clear results








Breed-relevant (7)

Other (265)

Health Report

BREED-RELEVANT RESULTS

















Research studies indicate that these results are more relevant to dogs like Hank, and may influence his chances of developing certain health conditions.

	Degenerative Myelopathy, DM (SOD1A)	Clear
	GM2 Gangliosidosis (HEXB, Poodle Variant)	Clear
	Intervertebral Disc Disease (Type I) (FGF4 retrogene - CFA12)	Clear
	Neonatal Encephalopathy with Seizures, NEWS (ATF2)	Clear
	Osteochondrodysplasia (SLC13A1, Poodle Variant)	Clear
	Progressive Retinal Atrophy, prcd (PRCD Exon 1)	Clear
	Von Willebrand Disease Type I, Type I vWD (VWF)	Clear

Health Report

OTHER RESULTS

Research has not yet linked these conditions to dogs with similar breeds to Hank. Review any increased risk or notable results to understand his potential risk and recommendations.

 ALT Activity (GPT)	Notable
 2-DHA Kidney & Bladder Stones (APRT)	Clear
 Acral Mutilation Syndrome (GDNF-AS, Spaniel and Pointer Variant)	Clear
 Alaskan Husky Encephalopathy (SLC19A3)	Clear
 Alaskan Malamute Polyneuropathy, AMPN (NDRG1 SNP)	Clear
 Alexander Disease (GFAP)	Clear
 Anhidrotic Ectodermal Dysplasia (EDA Intron 8)	Clear
 Autosomal Dominant Progressive Retinal Atrophy (RHO)	Clear
 Bald Thigh Syndrome (IGFBP5)	Clear
 Bernard-Soulier Syndrome, BSS (GP9, Cocker Spaniel Variant)	Clear
 Bully Whippet Syndrome (MSTN)	Clear
 Canine Elliptocytosis (SPTB Exon 30)	Clear
 Canine Fucosidosis (FUCA1)	Clear
 Canine Leukocyte Adhesion Deficiency Type I, CLAD I (ITGB2, Setter Variant)	Clear
 Canine Leukocyte Adhesion Deficiency Type III, CLAD III (FERMT3, German Shepherd Variant)	Clear
 Canine Multifocal Retinopathy, cmr1 (BEST1 Exon 2)	Clear



Canine Multifocal Retinopathy, cmr2 (BEST1 Exon 5, Coton de Tulear Variant)

Clear



Canine Multifocal Retinopathy, cmr3 (BEST1 Exon 10 Deletion, Finnish and Swedish Lapphund, Lapponian Herder Variant)

Clear

Health Report

OTHER RESULTS

✓ Canine Multiple System Degeneration (SERAC1 Exon 4, Chinese Crested Variant)	Clear
✓ Canine Multiple System Degeneration (SERAC1 Exon 15, Kerry Blue Terrier Variant)	Clear
✓ Cardiomyopathy and Juvenile Mortality (YARS2)	Clear
✓ Centronuclear Myopathy, CNM (PTPLA)	Clear
✓ Cerebellar Hypoplasia (VLDLR, Eurasier Variant)	Clear
✓ Chondrodystrophy (ITGA10, Norwegian Elkhound and Karelian Bear Dog Variant)	Clear
✓ Cleft Lip and/or Cleft Palate (ADAMTS20, Nova Scotia Duck Tolling Retriever Variant)	Clear
✓ Cleft Palate, CP1 (DLX6 intron 2, Nova Scotia Duck Tolling Retriever Variant)	Clear
✓ Cobalamin Malabsorption (CUBN Exon 8, Beagle Variant)	Clear
✓ Cobalamin Malabsorption (CUBN Exon 53, Border Collie Variant)	Clear
✓ Collie Eye Anomaly (NHEJ1)	Clear
✓ Complement 3 Deficiency, C3 Deficiency (C3)	Clear
✓ Congenital Cornification Disorder (NSDHL, Chihuahua Variant)	Clear
✓ Congenital Dyserythropoietic Anemia and Polymyopathy (EHPB1L1, Labrador Retriever Variant)	Clear
✓ Congenital Hypothyroidism (TPO, Rat, Toy, Hairless Terrier Variant)	Clear
✓ Congenital Hypothyroidism (TPO, Tenterfield Terrier Variant)	Clear
✓ Congenital Hypothyroidism with Goiter (TPO Intron 13, French Bulldog Variant)	Clear
✓ Congenital Hypothyroidism with Goiter (SLC5A5, Shih Tzu Variant)	Clear

Health Report

OTHER RESULTS

✓	Congenital Macrothrombocytopenia (TUBB1 Exon 1, Cairn and Norfolk Terrier Variant)	Clear
✓	Congenital Muscular Dystrophy (LAMA2, Italian Greyhound)	Clear
✓	Congenital Myasthenic Syndrome, CMS (COLQ, Labrador Retriever Variant)	Clear
✓	Congenital Myasthenic Syndrome, CMS (COLQ, Golden Retriever Variant)	Clear
✓	Congenital Myasthenic Syndrome, CMS (CHAT, Old Danish Pointing Dog Variant)	Clear
✓	Congenital Myasthenic Syndrome, CMS (CHRNE, Jack Russell Terrier Variant)	Clear
✓	Congenital Stationary Night Blindness (LRIT3, Beagle Variant)	Clear
✓	Congenital Stationary Night Blindness (RPE65, Briard Variant)	Clear
✓	Copper Toxicosis (Accumulating) (ATP7B)	Clear
✓	Copper Toxicosis (Attenuating) (ATP7A, Labrador Retriever)	Clear
✓	Copper Toxicosis (Attenuating) (RETN, Labrador Retriever)	Clear
✓	Craniomandibular Osteopathy, CMO (SLC37A2)	Clear
✓	Craniomandibular Osteopathy, CMO (SLC37A2 Intron 16, Basset Hound Variant)	Clear
✓	Cystinuria Type I-A (SLC3A1, Newfoundland Variant)	Clear
✓	Cystinuria Type II-A (SLC3A1, Australian Cattle Dog Variant)	Clear
✓	Cystinuria Type II-B (SLC7A9, Miniature Pinscher Variant)	Clear
✓	Darier Disease (ATP2A2, Irish Terrier Variant)	Clear
✓	Day Blindness (CNGB3 Deletion, Alaskan Malamute Variant)	Clear

Health Report

OTHER RESULTS

✓ Day Blindness (CNGA3 Exon 7, German Shepherd Variant)	Clear
✓ Day Blindness (CNGA3 Exon 7, Labrador Retriever Variant)	Clear
✓ Day Blindness (CNGB3 Exon 6, German Shorthaired Pointer Variant)	Clear
✓ Deafness and Vestibular Syndrome of Dobermans, DVDob, DINGS (MYO7A)	Clear
✓ Demyelinating Polyneuropathy (SBF2/MTRM13)	Clear
✓ Dental-Skeletal-Retinal Anomaly (MIA3, Cane Corso Variant)	Clear
✓ Diffuse Cystic Renal Dysplasia and Hepatic Fibrosis (INPP5E Intron 9, Norwich Terrier Variant)	Clear
✓ Dilated Cardiomyopathy, DCM (RBM20, Schnauzer Variant)	Clear
✓ Dilated Cardiomyopathy, DCM1 (PDK4, Doberman Pinscher Variant 1)	Clear
✓ Dilated Cardiomyopathy, DCM2 (TTN, Doberman Pinscher Variant 2)	Clear
✓ Disproportionate Dwarfism (PRKG2, Dogo Argentino Variant)	Clear
✓ Dry Eye Curly Coat Syndrome (FAM83H Exon 5)	Clear
✓ Dystrophic Epidermolysis Bullosa (COL7A1, Central Asian Shepherd Dog Variant)	Clear
✓ Dystrophic Epidermolysis Bullosa (COL7A1, Golden Retriever Variant)	Clear
✓ Early Bilateral Deafness (LOXHD1 Exon 38, Rottweiler Variant)	Clear
✓ Early Onset Adult Deafness, EOAD (EPS8L2 Deletion, Rhodesian Ridgeback Variant)	Clear
✓ Early Onset Cerebellar Ataxia (SEL1L, Finnish Hound Variant)	Clear
✓ Ehlers Danlos (ADAMTS2, Doberman Pinscher Variant)	Clear

Health Report

OTHER RESULTS

✓ Ehlers-Danlos Syndrome (EDS) (COL5A1, Labrador Retriever Variant)	Clear
✓ Enamel Hypoplasia (ENAM Deletion, Italian Greyhound Variant)	Clear
✓ Enamel Hypoplasia (ENAM SNP, Parson Russell Terrier Variant)	Clear
✓ Episodic Falling Syndrome (BCAN)	Clear
✓ Exercise-Induced Collapse, EIC (DNM1)	Clear
✓ Factor VII Deficiency (F7 Exon 5)	Clear
✓ Factor XI Deficiency (F11 Exon 7, Kerry Blue Terrier Variant)	Clear
✓ Familial Nephropathy (COL4A4 Exon 3, Cocker Spaniel Variant)	Clear
✓ Familial Nephropathy (COL4A4 Exon 30, English Springer Spaniel Variant)	Clear
✓ Fanconi Syndrome (FAN1, Basenji Variant)	Clear
✓ Fetal-Onset Neonatal Neuroaxonal Dystrophy (MFN2, Giant Schnauzer Variant)	Clear
✓ Glanzmann's Thrombasthenia Type I (ITGA2B Exon 13, Great Pyrenees Variant)	Clear
✓ Glanzmann's Thrombasthenia Type I (ITGA2B Exon 12, Otterhound Variant)	Clear
✓ Globoid Cell Leukodystrophy, Krabbe disease (GALC Exon 5, Terrier Variant)	Clear
✓ Glycogen Storage Disease Type IA, Von Gierke Disease, GSD IA (G6PC1, German Pinscher Variant)	Clear
✓ Glycogen Storage Disease Type IA, Von Gierke Disease, GSD IA (G6PC, Maltese Variant)	Clear
✓ Glycogen Storage Disease Type IIIA, GSD IIIA (AGL, Curly Coated Retriever Variant)	Clear




Glycogen storage disease Type VII, Phosphofructokinase Deficiency, PFK Deficiency
(PFKM, Whippet and English Springer Spaniel Variant)

Clear

Health Report

OTHER RESULTS

✓	Glycogen storage disease Type VII, Phosphofructokinase Deficiency, PFK Deficiency (PFKM, Wachtelhund Variant)	Clear
✓	GM1 Gangliosidosis (GLB1 Exon 2, Portuguese Water Dog Variant)	Clear
✓	GM1 Gangliosidosis (GLB1 Exon 15, Shiba Inu Variant)	Clear
✓	GM1 Gangliosidosis (GLB1 Exon 15, Alaskan Husky Variant)	Clear
✓	GM2 Gangliosidosis (HEXA, Japanese Chin Variant)	Clear
✓	Golden Retriever Progressive Retinal Atrophy 1, GR-PRA1 (SLC4A3)	Clear
✓	Golden Retriever Progressive Retinal Atrophy 2, GR-PRA2 (TTC8)	Clear
✓	Goniodysgenesis and Glaucoma, Pectinate Ligament Dysplasia, PLD (OLFM3)	Clear
✓	Hemophilia A (F8 Exon 11, German Shepherd Variant 1)	Clear
✓	Hemophilia A (F8 Exon 1, German Shepherd Variant 2)	Clear
✓	Hemophilia A (F8 Exon 10, Boxer Variant)	Clear
✓	Hemophilia B (F9 Exon 7, Terrier Variant)	Clear
✓	Hemophilia B (F9 Exon 7, Rhodesian Ridgeback Variant)	Clear
✓	Hereditary Ataxia (PNPLA8, Australian Shepherd Variant)	Clear
✓	Hereditary Ataxia, Cerebellar Degeneration (RAB24, Old English Sheepdog and Gordon Setter Variant)	Clear
✓	Hereditary Cataracts (HSF4 Exon 9, Australian Shepherd Variant)	Clear
✓	Hereditary Cataracts (FYCO1, Wirehaired Pointing Griffon Variant)	Clear

 Hereditary Cerebellar Ataxia (SELENOP, Belgian Shepherd Variant)

Clear

Health Report

OTHER RESULTS

✓ Hereditary Footpad Hyperkeratosis (FAM83G, Terrier and Kromfohrlander Variant)	Clear
✓ Hereditary Footpad Hyperkeratosis (DSG1, Rottweiler Variant)	Clear
✓ Hereditary Nasal Parakeratosis (SUV39H2 Intron 4, Greyhound Variant)	Clear
✓ Hereditary Nasal Parakeratosis, HNPK (SUV39H2)	Clear
✓ Hereditary Vitamin D-Resistant Rickets (VDR)	Clear
✓ Hypocatalasia, Acatalasemia (CAT)	Clear
✓ Hypomyelination and Tremors (FNIP2, Weimaraner Variant)	Clear
✓ Hypophosphatasia (ALPL Exon 9, Karelian Bear Dog Variant)	Clear
✓ Ichthyosis (NIPAL4, American Bulldog Variant)	Clear
✓ Ichthyosis (ASPRV1 Exon 2, German Shepherd Variant)	Clear
✓ Ichthyosis (SLC27A4, Great Dane Variant)	Clear
✓ Ichthyosis, Epidermolytic Hyperkeratosis (KRT10, Terrier Variant)	Clear
✓ Ichthyosis, ICH1 (PNPLA1, Golden Retriever Variant)	Clear
✓ Ichthyosis, ICH2 (ABHD5, Golden Retriever Variant)	Clear
✓ Inflammatory Myopathy (SLC25A12)	Clear
✓ Inherited Myopathy of Great Danes (BIN1)	Clear
✓ Inherited Selected Cobalamin Malabsorption with Proteinuria (CUBN, Komondor Variant)	Clear
✓ Intestinal Lipid Malabsorption (ACSL5, Australian Kelpie)	Clear

Health Report

OTHER RESULTS

✓	Junctional Epidermolysis Bullosa (LAMA3 Exon 66, Australian Cattle Dog Variant)	Clear
✓	Junctional Epidermolysis Bullosa (LAMB3 Exon 11, Australian Shepherd Variant)	Clear
✓	Juvenile Epilepsy (LGI2)	Clear
✓	Juvenile Laryngeal Paralysis and Polyneuropathy (RAB3GAP1, Rottweiler Variant)	Clear
✓	Juvenile Myoclonic Epilepsy (DIRAS1)	Clear
✓	L-2-Hydroxyglutaricaciduria, L2HGA (L2HGDH, Staffordshire Bull Terrier Variant)	Clear
✓	Lagotto Storage Disease (ATG4D)	Clear
✓	Laryngeal Paralysis (RAPGEF6, Miniature Bull Terrier Variant)	Clear
✓	Laryngeal Paralysis and Polyneuropathy (CNTNAP1, Leonberger, Saint Bernard, and Labrador Retriever variant)	Clear
✓	Late Onset Spinocerebellar Ataxia (CAPN1)	Clear
✓	Late-Onset Neuronal Ceroid Lipofuscinosis, NCL 12 (ATP13A2, Australian Cattle Dog Variant)	Clear
✓	Leonberger Polyneuropathy 1 (LPN1, ARHGEF10)	Clear
✓	Leonberger Polyneuropathy 2 (GJA9)	Clear
✓	Lethal Acrodermatitis, LAD (MKLN1)	Clear
✓	Leukodystrophy (TSEN54 Exon 5, Standard Schnauzer Variant)	Clear
✓	Ligneous Membranitis, LM (PLG)	Clear
✓	Limb Girdle Muscular Dystrophy (SGCD, Boston Terrier Variant)	Clear



Limb-Girdle Muscular Dystrophy 2D (SGCA Exon 3, Miniature Dachshund Variant)

Clear

Health Report

OTHER RESULTS

✓ Long QT Syndrome (KCNQ1)	Clear
✓ Lundehund Syndrome (LEPREL1)	Clear
✓ Macular Corneal Dystrophy, MCD (CHST6)	Clear
✓ Malignant Hyperthermia (RYR1)	Clear
✓ May-Hegglin Anomaly (MYH9)	Clear
✓ Medium-Chain Acyl-CoA Dehydrogenase Deficiency, MCADD (ACADM, Cavalier King Charles Spaniel Variant)	Clear
✓ Methemoglobinemia (CYB5R3, Pit Bull Terrier Variant)	Clear
✓ Methemoglobinemia (CYB5R3)	Clear
✓ Microphthalmia (RBP4 Exon 2, Soft Coated Wheaten Terrier Variant)	Clear
✓ Mucopolysaccharidosis IIIB, Sanfilippo Syndrome Type B, MPS IIIB (NAGLU, Schipperke Variant)	Clear
✓ Mucopolysaccharidosis Type IIIA, Sanfilippo Syndrome Type A, MPS IIIA (SGSH Exon 6, Dachshund Variant)	Clear
✓ Mucopolysaccharidosis Type IIIA, Sanfilippo Syndrome Type A, MPS IIIA (SGSH Exon 6, New Zealand Huntaway Variant)	Clear
✓ Mucopolysaccharidosis Type VI, Maroteaux-Lamy Syndrome, MPS VI (ARSB Exon 5, Miniature Pinscher Variant)	Clear
✓ Mucopolysaccharidosis Type VII, Sly Syndrome, MPS VII (GUSB Exon 3, German Shepherd Variant)	Clear
✓ Mucopolysaccharidosis Type VII, Sly Syndrome, MPS VII (GUSB Exon 5, Terrier Brasileiro Variant)	Clear

- | | |
|---|-------|
| ✔ Multiple Drug Sensitivity (ABCB1) | Clear |
| ✔ Muscular Dystrophy (DMD, Cavalier King Charles Spaniel Variant 1) | Clear |
| ✔ Muscular Dystrophy (DMD, Golden Retriever Variant) | Clear |

Health Report

OTHER RESULTS

✓ Muscular Dystrophy-Dystroglycanopathy (LARGE1, Labrador Retriever Variant)	Clear
✓ Musladin-Lueke Syndrome, MLS (ADAMTSL2)	Clear
✓ Myasthenia Gravis-Like Syndrome (CHRNE, Heiderterrier Variant)	Clear
✓ Myotonia Congenita (CLCN1 Exon 23, Australian Cattle Dog Variant)	Clear
✓ Myotonia Congenita (CLCN1 Exon 19, Labrador Retriever Variant)	Clear
✓ Myotonia Congenita (CLCN1 Exon 7, Miniature Schnauzer Variant)	Clear
✓ Narcolepsy (HCRT2 Exon 1, Dachshund Variant)	Clear
✓ Narcolepsy (HCRT2 Intron 4, Doberman Pinscher Variant)	Clear
✓ Narcolepsy (HCRT2 Intron 6, Labrador Retriever Variant)	Clear
✓ Nemaline Myopathy (NEB, American Bulldog Variant)	Clear
✓ Neonatal Cerebellar Cortical Degeneration (SPTBN2, Beagle Variant)	Clear
✓ Neonatal Interstitial Lung Disease (LAMP3)	Clear
✓ Neuroaxonal Dystrophy, NAD (VPS11, Rottweiler Variant)	Clear
✓ Neuroaxonal Dystrophy, NAD (TECP2, Spanish Water Dog Variant)	Clear
✓ Neuronal Ceroid Lipofuscinosis 1, NCL 1 (PPT1 Exon 8, Dachshund Variant 1)	Clear
✓ Neuronal Ceroid Lipofuscinosis 10, NCL 10 (CTSD Exon 5, American Bulldog Variant)	Clear
✓ Neuronal Ceroid Lipofuscinosis 2, NCL 2 (TPP1 Exon 4, Dachshund Variant 2)	Clear
✓ Neuronal Ceroid Lipofuscinosis 5, NCL 5 (CLN5 Exon 4 SNP, Border Collie Variant)	Clear

Health Report


OTHER RESULTS

✓	Neuronal Ceroid Lipofuscinosis 5, NCL 5 (CLN5 Exon 4 Deletion, Golden Retriever Variant)	Clear
✓	Neuronal Ceroid Lipofuscinosis 6, NCL 6 (CLN6 Exon 7, Australian Shepherd Variant)	Clear
✓	Neuronal Ceroid Lipofuscinosis 7, NCL 7 (MFSD8, Chihuahua and Chinese Crested Variant)	Clear
✓	Neuronal Ceroid Lipofuscinosis 8, NCL 8 (CLN8, Australian Shepherd Variant)	Clear
✓	Neuronal Ceroid Lipofuscinosis 8, NCL 8 (CLN8 Exon 2, English Setter Variant)	Clear
✓	Neuronal Ceroid Lipofuscinosis 8, NCL 8 (CLN8 Insertion, Saluki Variant)	Clear
✓	Neuronal Ceroid Lipofuscinosis, Cerebellar Ataxia, NCL4A (ARSG Exon 2, American Staffordshire Terrier Variant)	Clear
✓	Oculocutaneous Albinism, OCA (SLC45A2 Exon 6, Bullmastiff Variant)	Clear
✓	Oculocutaneous Albinism, OCA (SLC45A2, Small Breed Variant)	Clear
✓	Oculoskeletal Dysplasia 2 (COL9A2, Samoyed Variant)	Clear
✓	Osteogenesis Imperfecta (COL1A2, Beagle Variant)	Clear
✓	Osteogenesis Imperfecta (SERPINH1, Dachshund Variant)	Clear
✓	Osteogenesis Imperfecta (COL1A1, Golden Retriever Variant)	Clear
✓	P2Y12 Receptor Platelet Disorder (P2Y12)	Clear
✓	Pachyonychia Congenita (KRT16, Dogue de Bordeaux Variant)	Clear
✓	Paroxysmal Dyskinesia, PxD (PIGN)	Clear
✓	Persistent Mullerian Duct Syndrome, PMDS (AMHR2)	Clear
✓	Pituitary Dwarfism (POU1F1 Intron 4, Karelian Bear Dog Variant)	Clear

Health Report

OTHER RESULTS

✓	Platelet Factor X Receptor Deficiency, Scott Syndrome (TMEM16F)	Clear
✓	Polycystic Kidney Disease, PKD (PKD1)	Clear
✓	Pompe's Disease (GAA, Finnish and Swedish Lapphund, Lapponian Herder Variant)	Clear
✓	Prekallikrein Deficiency (KLKB1 Exon 8)	Clear
✓	Primary Ciliary Dyskinesia, PCD (NME5, Alaskan Malamute Variant)	Clear
✓	Primary Ciliary Dyskinesia, PCD (STK36, Australian Shepherd Variant)	Clear
✓	Primary Ciliary Dyskinesia, PCD (CCDC39 Exon 3, Old English Sheepdog Variant)	Clear
✓	Primary Hyperoxaluria (AGXT)	Clear
✓	Primary Lens Luxation (ADAMTS17)	Clear
✓	Primary Open Angle Glaucoma (ADAMTS17 Exon 11, Basset Fauve de Bretagne Variant)	Clear
✓	Primary Open Angle Glaucoma (ADAMTS10 Exon 17, Beagle Variant)	Clear
✓	Primary Open Angle Glaucoma (ADAMTS10 Exon 9, Norwegian Elkhound Variant)	Clear
✓	Primary Open Angle Glaucoma and Primary Lens Luxation (ADAMTS17 Exon 2, Chinese Shar-Pei Variant)	Clear
✓	Progressive Retinal Atrophy (SAG)	Clear
✓	Progressive Retinal Atrophy (IFT122 Exon 26, Lapponian Herder Variant)	Clear
✓	Progressive Retinal Atrophy 5, PRA5 (NECAP1 Exon 6, Giant Schnauzer Variant)	Clear
✓	Progressive Retinal Atrophy, Bardet-Biedl Syndrome (BBS2 Exon 11, Shetland Sheepdog Variant)	Clear

 Progressive Retinal Atrophy, CNGA (CNGA1 Exon 9)

Clear

Health Report

OTHER RESULTS

✓ Progressive Retinal Atrophy, crd1 (PDE6B, American Staffordshire Terrier Variant)	Clear
✓ Progressive Retinal Atrophy, crd4/cord1 (RPGRIP1)	Clear
✓ Progressive Retinal Atrophy, PRA1 (CNGB1)	Clear
✓ Progressive Retinal Atrophy, PRA3 (FAM161A)	Clear
✓ Progressive Retinal Atrophy, rcd1 (PDE6B Exon 21, Irish Setter Variant)	Clear
✓ Progressive Retinal Atrophy, rcd3 (PDE6A)	Clear
✓ Proportionate Dwarfism (GH1 Exon 5, Chihuahua Variant)	Clear
✓ Protein Losing Nephropathy, PLN (NPHS1)	Clear
✓ Pyruvate Dehydrogenase Deficiency (PDP1, Spaniel Variant)	Clear
✓ Pyruvate Kinase Deficiency (PKLR Exon 5, Basenji Variant)	Clear
✓ Pyruvate Kinase Deficiency (PKLR Exon 7, Beagle Variant)	Clear
✓ Pyruvate Kinase Deficiency (PKLR Exon 10, Terrier Variant)	Clear
✓ Pyruvate Kinase Deficiency (PKLR Exon 7, Labrador Retriever Variant)	Clear
✓ Pyruvate Kinase Deficiency (PKLR Exon 7, Pug Variant)	Clear
✓ Raine Syndrome (FAM20C)	Clear
✓ Recurrent Inflammatory Pulmonary Disease, RIPD (AKNA, Rough Collie Variant)	Clear
✓ Renal Cystadenocarcinoma and Nodular Dermatofibrosis (FLCN Exon 7)	Clear
✓ Retina Dysplasia and/or Optic Nerve Hypoplasia (SIX6 Exon 1, Golden Retriever Variant)	Clear

Health Report

OTHER RESULTS

✓ Sensory Neuropathy (FAM134B, Border Collie Variant)	Clear
✓ Severe Combined Immunodeficiency, SCID (PRKDC, Terrier Variant)	Clear
✓ Severe Combined Immunodeficiency, SCID (RAG1, Wetterhoun Variant)	Clear
✓ Shaking Puppy Syndrome (PLP1, English Springer Spaniel Variant)	Clear
✓ Shar-Pei Autoinflammatory Disease, SPAID, Shar-Pei Fever (MTBP)	Clear
✓ Skeletal Dysplasia 2, SD2 (COL11A2, Labrador Retriever Variant)	Clear
✓ Skin Fragility Syndrome (PKP1, Chesapeake Bay Retriever Variant)	Clear
✓ Spinocerebellar Ataxia (SCN8A, Alpine Dachsbracke Variant)	Clear
✓ Spinocerebellar Ataxia with Myokymia and/or Seizures (KCNJ10)	Clear
✓ Spongy Degeneration with Cerebellar Ataxia 1 (KCNJ10)	Clear
✓ Spongy Degeneration with Cerebellar Ataxia 2 (ATP1B2)	Clear
✓ Stargardt Disease (ABCA4 Exon 28, Labrador Retriever Variant)	Clear
✓ Succinic Semialdehyde Dehydrogenase Deficiency (ALDH5A1 Exon 7, Saluki Variant)	Clear
✓ Thrombopathia (RASGRP1 Exon 5, American Eskimo Dog Variant)	Clear
✓ Thrombopathia (RASGRP1 Exon 5, Basset Hound Variant)	Clear
✓ Thrombopathia (RASGRP1 Exon 8, Landseer Variant)	Clear
✓ Trapped Neutrophil Syndrome, TNS (VPS13B)	Clear
✓ Ullrich-like Congenital Muscular Dystrophy (COL6A3 Exon 10, Labrador Retriever Variant)	Clear

Health Report

OTHER RESULTS

✓ Ullrich-like Congenital Muscular Dystrophy (COL6A1 Exon 3, Landseer Variant)	Clear
✓ Unilateral Deafness and Vestibular Syndrome (PTPRQ Exon 39, Doberman Pinscher)	Clear
✓ Urate Kidney & Bladder Stones (SLC2A9)	Clear
✓ Von Willebrand Disease Type II, Type II vWD (VWF, Pointer Variant)	Clear
✓ Von Willebrand Disease Type III, Type III vWD (VWF Exon 4, Terrier Variant)	Clear
✓ Von Willebrand Disease Type III, Type III vWD (VWF Intron 16, Nederlandse Kooikerhondje Variant)	Clear
✓ Von Willebrand Disease Type III, Type III vWD (VWF Exon 7, Shetland Sheepdog Variant)	Clear
✓ X-Linked Hereditary Nephropathy, XLHN (COL4A5 Exon 35, Samoyed Variant 2)	Clear
✓ X-Linked Myotubular Myopathy (MTM1, Labrador Retriever Variant)	Clear
✓ X-Linked Progressive Retinal Atrophy 1, XL-PRA1 (RPGR)	Clear
✓ X-linked Severe Combined Immunodeficiency, X-SCID (IL2RG Exon 1, Basset Hound Variant)	Clear
✓ X-linked Severe Combined Immunodeficiency, X-SCID (IL2RG, Corgi Variant)	Clear
✓ Xanthine Urolithiasis (XDH, Mixed Breed Variant)	Clear
✓ β -Mannosidosis (MANBA Exon 16, Mixed-Breed Variant)	Clear
Mast Cell Tumor	No result

Health Report

HEALTH REPORT

Notable result

ALT Activity

Hank inherited one copy of the variant we tested for Alanine Aminotransferase Activity

Why is this important to your vet?

Hank has one copy of a variant associated with reduced ALT activity as measured on veterinary blood chemistry panels. Please inform your veterinarian that Hank has this genotype, as ALT is often used as an indicator of liver health and Hank is likely to have a lower than average resting ALT activity. As such, an increase in Hank's ALT activity could be evidence of liver damage, even if it is within normal limits by standard ALT reference ranges.

What is Alanine Aminotransferase Activity?

Alanine aminotransferase (ALT) is a clinical tool that can be used by veterinarians to better monitor liver health. This result is not associated with liver disease. ALT is one of several values veterinarians measure on routine blood work to evaluate the liver. It is a naturally occurring enzyme located in liver cells that helps break down protein. When the liver is damaged or inflamed, ALT is released into the bloodstream.

How vets diagnose this condition

Genetic testing is the only way to provide your veterinarian with this clinical tool.

How this condition is treated

Veterinarians may recommend blood work to establish a baseline ALT value for healthy dogs with one or two copies of this variant.

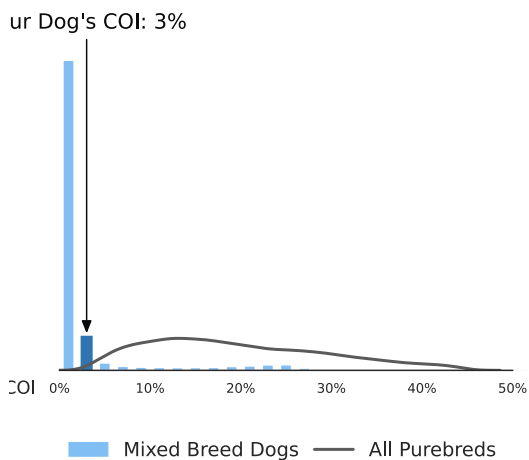
Genetic Diversity and Inbreeding

Coefficient of Inbreeding (COI)

Genetic Result: 3%

Our genetic COI measures the proportion of your dog's genome (his genes) where the genes on the mother's side are identical by descent to those on the father's side. The higher your dog's coefficient of inbreeding (the percentage), the more inbred your dog is.

Your Dog's COI



This graph represents where your dog's inbreeding levels fall on a scale compared to both dogs with a similar breed makeup to him (the blue bars) and all purebred dogs (the grey line).

Genetic Diversity and Inbreeding

More on the Science

Embark scientists, along with our research partners at Cornell University, have shown the impact of inbreeding on longevity and fertility and developed a state-of-the-art, peer-reviewed method for accurately measuring COI and predicting average COI in litters.

Citations

Sams & Boyko 2019 "Fine-Scale Resolution of Runs of Homozygosity Reveal Patterns of Inbreeding and Substantial Overlap with Recessive Disease Genotypes in Domestic Dogs" (<https://www.ncbi.nlm.nih.gov/pubmed/30429214>)

Chu et al 2019 "Inbreeding depression causes reduced fecundity in Golden Retrievers"
(<https://link.springer.com/article/10.1007/s00335-019-09805-4>)

Yordy et al 2019 "Body size, inbreeding, and lifespan in domestic dogs"
(<https://www.semanticscholar.org/paper/Body-size%2C-inbreeding%2C-and-lifespan-in-domestic-Yordy-Kraus/61d0fa7a71afb26f547f0fb7ff71e23a14d19d2c>)

About Embark

Embark Veterinary is a canine genetics company offering research-grade genetic tests to pet owners and breeders. Every Embark test examines thousands of genetic markers, and provides results for over NaN genetic health conditions, breed identification, clinical tools, and more.

Embark is a research partner of the Cornell University College of Veterinary Medicine and collaborates with scientists and registries to accelerate genetic research in canine health. We make it easy for customers and vets to understand, share and make use of their dog's unique genetic profile to improve canine health and happiness.

Learn more at embarkvet.com

Veterinarians and hospitals can send inquiries to veterinarians@embarkvet.com.