

VILLAGE OF
North Portal
Regular Council Meeting
Thursday February 20th, 2025
Village Office
204 Park Ave

PRESENT: Mayor Amy Armstrong
Councillor Amy Belitski
Councillor Chase Buchanan
Councillor Callie Fair
Administrator Lindsay Davis

A quorum being present, Mayor Armstrong called the meeting to order at 6:28pm

REPORTS

Council

- Due to scheduling conflicts, Council will not be able to attend the SUMA conference
- Travel allowance rates will be revised for 2025 to match provincial rates
- Armstrong contacted the CP Police and received new contact information for future concerns
- Mayor Armstrong was featured on CBC Saskatchewan's Blue Sky and CBC National program As It Happens regarding border town relations
- Budget 2025 – first draft reviewed. Lindsay will send out a revision once the final property assessments are received from SAMA

Waterworks

- New distribution pumps to be delivered
- The sink at the WTP needs to be replaced
- Lindsay was trained in the new WTP procedures
- Sewage Works Permit application – Amy requires the lagoon dimensions
- Annual Report underway
- Well 1 Servicing – contractor required

Roads/Maintenance

- Snow piles at the corners on First St. need to be moved as they are blocking sightlines
- The PIFD plans to burn the tree pile in March

Hall/Park/Cemetery

- The outdoor rink is looking very good this year. The hockey goals need new nets
- Knox United Church – approval from the United Church of Canada Property Commission is not expected until after their meeting April 11th, 2025.

VILLAGE OF
North Portal
Regular Council Meeting
Thursday February 20th, 2025
Village Office
204 Park Ave

Administrator

- MIPL – SaskEnergy Full Scale Response Exercise postponed until further notice
- Assesment Roll – waiting for final industrial property assessments
- New Munisoft programs installed
- 2024 Audit has been moved to March 11th, 2025.
- Financial Statements – some account numbers (rink wages, water maintenance fees) have not been included in the statements due to a software issue. The problem has been fixed.

BUSINESS

2025-06 Fair/Buchanan

Minutes – January 2025

THAT the minutes of the meeting held January 16th, 2025 be approved as presented.

Carried

2025-07 Buchanan/Fair

Financials

THAT the January 2025 Financial Statements and Bill List for a total of \$20,412.41 be accepted and approved as presented.

Carried

2025-08 Fair/Buchanan

Interest Abatement Lot 16, Block 7, Plan AH831

THAT, upon review of the letter received from Daniel Giesen, the municipal tax interest be abated for the years 2022, 2023 and 2024 on Lot 16, Block 7, Plan AH831 for a total of \$706.95 once payment for the remainder owing totaling \$3197.13 is received in full.

Carried

2025-09 Belitski/Fair

CCBF Infrastructure Investment Plan – Roads

THAT the Canada Community-Building Fund Infrastructure Investment Plan for pulverizing and re-shaping of First St, Ulster Ave, Broad St and Park Ave as well as the paving either side of the railroad track be approved as presented and submitted to the Ministry of Government Relations.

Carried

VILLAGE OF
North Portal
Regular Council Meeting
Thursday February 20th, 2025
Village Office
204 Park Ave

2025-10 Belitski/Fair

Public Notice Policy 200-70

THAT the Public Notice Policy 200-70 be approved as presented.

Carried

2025-11 Fair/Buchanan

Travel and Expense Allowance Schedule A

THAT the Travel and Expense Allowance Schedule A be to effective February 20th, 2025 be approved as presented.

Carried

2025-12 Fair/Buchanan

Certificate of Insurance 2025

THAT the SUMAssure Certificate of Insurance effective December 31, 2024 to December 31, 2025 be approved as presented.

Carried

2025-13 Fair/Belitski

Bylaw 2025-01 Water Rates

THAT Bylaw No. 2025-01, being a bylaw to fix the rates to be charged for the use and consumption of water and to fix the rates to be charged by way of rent or service charge for the use of sewer, be read for the first time.

Carried

2025-14 Belitski/Fair

Bylaw 2025-01 Water Rates

THAT Bylaw No. 2025-01, being a bylaw to fix the rates to be charged for the use and consumption of water and to fix the rates to be charged by way of rent or service charge for the use of sewer, be read for the second time.

Carried

2025-15 Buchanan/Belitski

Bylaw 2025-01 Water Rates

THAT Bylaw No. 2025-01, being a bylaw to fix the rates to be charged for the use and consumption of water and to fix the rates to be charged by way of rent or service charge for the use of sewer, be given a third reading at this meeting.

Carried Unanimously

VILLAGE OF
North Portal
Regular Council Meeting
Thursday February 20th, 2025
Village Office
204 Park Ave

2025-16 Buchanan/Belitski

Bylaw 2025-01 Water Rates

THAT Bylaw No. 2025-01, being a bylaw to fix the rates to be charged for the use and consumption of water and to fix the rates to be charged by way of rent or service charge for the use of sewer, has been a third time and passed.

Carried

Correspondence Reviewed by Council

1. Giesen Tax Abatement
2. Portal Municipal Gas Company Inc
3. South East Sport, Culture & Recreation District
4. Notice Nature
5. CUPW

NEXT MEETING: Thursday March 20th, 2025 at 6:30pm

Adjournment


The meeting adjourned at 7:21pm.

Presented to council on the 20th day of March, 2025.



Mayor





Administrator

Report Date
2025-02-20 12:21 PM

Village of North Portal
Statement of Financial Activities - Detailed
For the Period Ending January 31, 2025

Page 1

	Current	Year To Date	Budget	Variance	%
REVENUES					
TAXATION					
Municipal Taxes					
410-130-100 - Discount on Municipal Tax - Property	(11.83)	(11.83)		(11.83)	
	(11.83)	(11.83)	0.00	(11.83)	0.00
Penalties on Tax Arrears					
410-400-210 - Penalty on Mun Taxes Arrears - Proper	11,090.33	11,090.33		11,090.33	
	11,090.33	11,090.33	0.00	11,090.33	0.00
TOTAL TAXATION:	11,078.50	11,078.50	0.00	11,078.50	0.00
FEES AND CHARGES					
Sale of Supplies and Gravel					
420-200-900 - F&C - Other Fees & Charges #1	5.24	5.24		5.24	
	5.24	5.24	0.00	5.24	0.00
Recreation Fees					
420-530-200 - F&C - Community Halls Fees	223.42	223.42		223.42	
	223.42	223.42	0.00	223.42	0.00
	223.42	223.42	0.00	223.42	0.00
Other					
Tax Certificate					
420-800-100 - F&C - Tax Certificate	40.00	40.00		40.00	
	40.00	40.00	0.00	40.00	0.00
	40.00	40.00	0.00	40.00	0.00
TOTAL FEES AND CHARGES:	268.66	268.66	0.00	268.66	0.00
CONDITIONAL GRANTS					
Provincial					
450-370-200 - Conditional - MMSW Recycling	525.06	525.06		525.06	
	525.06	525.06	0.00	525.06	0.00
TOTAL CONDITIONAL GRANTS:	525.06	525.06	0.00	525.06	0.00
GRANTS IN LIEU OF TAXES					
Other					
450-800-100 - GIL - Other - SPC Surcharge	1,747.62	1,747.62		1,747.62	
	1,747.62	1,747.62	0.00	1,747.62	0.00
TOTAL GRANTS IN LIEU OF TAXES:	1,747.62	1,747.62	0.00	1,747.62	0.00
INVESTMENT INCOME AND COMMISSIONS					
Investment and Income Revenue					
470-100-100 - Interest Revenue	340.38	340.38		340.38	
470-100-200 - Interest Income - Cemetery	0.08	0.08		0.08	
	340.46	340.46	0.00	340.46	0.00
TOTAL INVESTMENT INCOME AND COMMIS	340.46	340.46	0.00	340.46	0.00

Report Date
2025-02-20 12:21 PM

Village of North Portal
Statement of Financial Activities - Detailed
For the Period Ending January 31, 2025

Page 2

TOTAL REVENUES:

<u>Current</u>	<u>Year To Date</u>	<u>Budget</u>	<u>Variance</u>	<u>%</u>
13,960.30	13,960.30	0.00	13,960.30	0.00

Report Date
2025-02-20 12:21 PM

Village of North Portal
Statement of Financial Activities - Detailed
For the Period Ending January 31, 2025

Page 3

	Current	Year To Date	Budget	Variance	%
EXPENDITURES					
GENERAL GOVERNMENT SERVICES					
Wages & Benefits					
Wages					
510-110-230 - GG - Salaries - Administrator	2,662.92	2,662.92		(2,662.92)	
	2,662.92	2,662.92	0.00	(2,662.92)	0.00
Benefits					
510-120-110 - GG - Benefits - Administrator	805.28	805.28		(805.28)	
510-120-115 - GG - Benefits - Admin - Superannuation	360.00	360.00		(360.00)	
510-120-120 - GG - Benefits - Admin - SUMA Group 4	171.80	171.80		(171.80)	
	1,337.08	1,337.08	0.00	(1,337.08)	0.00
510-130-231 - GG - Benefits - CPP	394.17	394.17		(394.17)	
510-130-232 - GG - Benefits - EI	178.02	178.02		(178.02)	
510-130-233 - GG - Benefits - Superannuation	497.89	497.89		(497.89)	
510-130-250 - GG - Benefits - SUMA Group 60% + Fe	268.22	268.22		(268.22)	
	2,675.38	2,675.38	0.00	(2,675.38)	0.00
	5,338.30	5,338.30	0.00	(5,338.30)	0.00
Professional/Contract Services					
510-200-110 - GG - Cont. - Legal	250.00	250.00		(250.00)	
510-200-150 - GG - Cont. - Assessment - SAMA	2,689.00	2,689.00		(2,689.00)	
510-210-170 - GG - Admin. - Training, Travel & Meals	182.50	182.50		(182.50)	
510-230-110 - GG - Cont. - Insurance - SUMA	13,560.00	13,560.00		(13,560.00)	
510-240-100 - GG - Cont. - Memberships & Subscript	238.10	238.10		(238.10)	
510-290-100 - GG - Cont. Bank Charges	29.75	29.75		(29.75)	
	16,949.35	16,949.35	0.00	(16,949.35)	0.00
Utilities					
510-300-110 - GG - Utility - Heat	421.00	421.00		(421.00)	
510-300-120 - GG - Utility - Power	253.09	253.09		(253.09)	
510-300-140 - GG - Utility - Telephone	237.67	237.67		(237.67)	
	911.76	911.76	0.00	(911.76)	0.00
Maintenance, Material and Supplies					
510-400-110 - GG - Maint. - Postage	99.00	99.00		(99.00)	
510-410-160 - GG - Maint. - Other #1	218.19	218.19		(218.19)	
510-440-100 - GG - Maint. - Data Processing Supplies	2,274.57	2,274.57		(2,274.57)	
510-490-150 - GG - Maint. - Other #3	0.27	0.27		(0.27)	
	2,592.03	2,592.03	0.00	(2,592.03)	0.00
TOTAL GENERAL GOVERNMENT SERVICES	25,791.44	25,791.44	0.00	(25,791.44)	0.00
PROTECTIVE SERVICES					
FIRE PROTECTION					
Professional/Contractual Services					
525-210-110 - PS - Fire - Contracted Services	6,409.00	6,409.00		(6,409.00)	
	6,409.00	6,409.00	0.00	(6,409.00)	0.00
TOTAL FIRE PROTECTION:	6,409.00	6,409.00	0.00	(6,409.00)	0.00

Report Date
2025-02-20 12:21 PM

Village of North Portal
Statement of Financial Activities - Detailed
For the Period Ending January 31, 2025

Page 4

	Current	Year To Date	Budget	Variance	%
TOTAL PROTECTIVE SERVICES:	6,409.00	6,409.00	0.00	(6,409.00)	0.00
TRANSPORTATION SERVICES					
MAINTENANCE					
Wages & Benefits					
Wages					
530-110-120 - TS - Maint. - Salaries - Foreman	1,576.64	1,576.64		(1,576.64)	
	1,576.64	1,576.64	0.00	(1,576.64)	0.00
Benefits					
530-150-300 - TS - Maint - Foreman - Benefits	390.87	390.87		(390.87)	
	390.87	390.87	0.00	(390.87)	0.00
	1,967.51	1,967.51	0.00	(1,967.51)	0.00
Utilities					
530-310-100 - TS - Maint. - Utility - Street Lights	706.48	706.48		(706.48)	
	706.48	706.48	0.00	(706.48)	0.00
Maintenance, Materials & Supplies					
530-400-110 - TS - Maint. - Materials & Supplies	44.49	44.49		(44.49)	
	44.49	44.49	0.00	(44.49)	0.00
TOTAL MAINTENANCE:	2,718.48	2,718.48	0.00	(2,718.48)	0.00
TOTAL TRANSPORTATION SERVICES:	2,718.48	2,718.48	0.00	(2,718.48)	0.00
RECREATION AND CULTURAL SERVICES					
Wages					
570-110-100 - R&C - Salary Rink Maintenance Seaso	249.69	249.69		(249.69)	
570-110-200 - R&C - Benefits Rink Maint Seasonal	4.16	4.16		(4.16)	
	253.85	253.85	0.00	(253.85)	0.00
Professional/Contractual Services					
570-290-100 - R&C - Cont. - Library Requisition	833.38	833.38		(833.38)	
	833.38	833.38	0.00	(833.38)	0.00
Utilities - Heat					
570-300-150 - R&C - Utility - Heat - Hall	142.86	142.86		(142.86)	
	142.86	142.86	0.00	(142.86)	0.00
Utilities - Power					
570-310-150 - R&C - Utility - Power - Hall	158.51	158.51		(158.51)	
	158.51	158.51	0.00	(158.51)	0.00
Maintenance, Materials and Supplies					
570-430-160 - R&c - Event	483.84	483.84		(483.84)	
	483.84	483.84	0.00	(483.84)	0.00
Other					
570-900-110 - R&C - Flowers, Beautification	49.97	49.97		(49.97)	
	49.97	49.97	0.00	(49.97)	0.00
TOTAL RECREATION AND CULTURAL SERV	1,922.41	1,922.41	0.00	(1,922.41)	0.00

Report Date
2025-02-20 12:21 PM

Village of North Portal
Statement of Financial Activities - Detailed
For the Period Ending January 31, 2025

Page 5

	Current	Year To Date	Budget	Variance	%
UTILITIES					
WATER					
Wages and Benefits				(1,295.32)	
580-110-110 - UT - Water - Salaries	1,295.32	1,295.32		(98.94)	
580-120-110 - UT - Water - Benefits	98.94	98.94		(137.89)	
580-130-233 - UT-Superannuation	137.89	137.89			
	1,532.15	1,532.15	0.00	(1,532.15)	0.00
Professional/Contractual Services				(43.80)	
580-290-100 - UT - Water - Laboratory Testing	43.80	43.80			
	43.80	43.80	0.00	(43.80)	0.00
Utilities				(731.36)	
580-300-120 - UT - Water - Power	731.36	731.36			
	731.36	731.36	0.00	(731.36)	0.00
Maintenance, Materials and Supplies				(137.86)	
580-430-130 - UT - Water - Matls & Suppl - WTP	137.86	137.86		(33.29)	
580-460-100 - UT - Water - Freight	33.29	33.29			
	171.15	171.15	0.00	(171.15)	0.00
TOTAL WATER:	2,478.46	2,478.46	0.00	(2,478.46)	0.00
TOTAL UTILITIES:	2,478.46	2,478.46	0.00	(2,478.46)	0.00
TOTAL EXPENDITURES:	39,319.79	39,319.79	0.00	(39,319.79)	0.00
CHANGE IN NET-FINANCIAL ASSETS	(25,359.49)	(25,359.49)	0.00	(25,359.49)	0.00
CHANGE IN NET ASSETS	(25,359.49)	(25,359.49)	0.00	(25,359.49)	0.00
CHANGE IN SURPLUS	(25,359.49)	(25,359.49)	0.00	(25,359.49)	0.00

Report Date
2025-02-20 12:21 PM

Village of North Portal
Statement of Financial Activities - Detailed
For the Period Ending January 31, 2025

Page 6

<u>Current</u>	<u>Year To Date</u>	<u>Budget</u>	<u>Variance</u>	<u>%</u>
----------------	---------------------	---------------	-----------------	----------

ACCOUNT BALANCES

Cash and Investments

	<u>Current</u>	<u>Year to Date</u>	<u>Balance</u>
110-110-110 - Cash - On Hand - Petty Cash			300.00
110-110-120 - Cash - Bank - Demand	(30,903.97)	(30,903.97)	55,143.19
110-110-130 - Cash - Bank - Savings	265.34	265.34	138,031.88
110-110-140 - Cash - Waterworks Reserve	75.04	75.04	48,290.86
110-110-150 - Cash - Cemetery Demand			18,857.04
110-110-155 - Cash - Cemetery board special savings	0.08	0.08	51.50
Total Cash and Investments:	(30,563.51)	(30,563.51)	260,674.47

Municipal Taxes Receivable

110-200-100 - Municipal - Tax Receivable - Current	(181.24)	(181.24)	(181.24)
110-200-110 - Municipal - Tax Receivable - Arrears	9,223.12	9,223.12	82,920.10
110-200-900 - Municipal - Allow. for Uncollected			(43,751.63)
Total Municipal Taxes Receivable:	9,041.88	9,041.88	38,987.23

Report Date
2025-02-20 12:21 PM

Village of North Portal
Statement of Financial Activities - Detailed
For the Period Ending January 31, 2025

Page 7

<u>Current</u>	<u>Year To Date</u>	<u>Budget</u>	<u>Variance</u>	<u>%</u>
Additional Tax Information				

Receipt of Arrears

Receipts	BalFwd
----------	--------

Current Taxes Collected

Receipts	Levy
----------	------

Totals Arrears & Current

0.00	0.00	0.00	0.00	0.00
------	------	------	------	------

Certified correct and in accordance with the records


Presented to council on

Feb 20, 2025

(Date)



Administrator Name
Administrator Title



Head of Council Name
Head of Council Title



Date Printed
2025-02-20 11:07 AM

Village of North Portal
List of Accounts for Approval
Batch: 2025-00003 to 2025-00006

Page 1

Bank Code - Gen Bank - General - Affinity CU

COMPUTER CHEQUE

Payment # Invoice #	Date	Vendor Name GL Account	GL Transaction Description	Detail Amount	Payment Amount
3554 2025386	2025-01-31	SAMA 510-200-150 - GG - Cont. - Asse	Requisition	2,689.00	2,689.00
3555 Feb 2025	2025-02-20	Adrian Schindel 530-110-120 - TS - Maint. - Sala	wages & mileage	1,576.64	1,667.89
		510-210-170 - GG - Admin. - Tre	wages & mileage	91.25	
3556 2025 Dodge Rai	2025-02-20	SGI Auto Fund 530-290-200 - TS - Maint - Vehic	Truck insurance	958.40	958.40
Total Computer Cheque:					5,315.29

OTHER

Payment # Invoice #	Date	Vendor Name GL Account	GL Transaction Description	Detail Amount	Payment Amount
101 Feb 2025	2025-02-18	Receiver General 510-120-110 - GG - Benefits - A		805.28	1,839.15
		530-150-300 - TS - Maint - Forei		390.87	
		580-120-110 - UT - Water - Beni		85.05	
		510-130-231 - GG - Benefits - C		383.28	
		510-130-232 - GG - Benefits - E		171.89	
		570-100-200 - R&C - DO NOT L		2.78	
R0HNA080FQ3P5K 0666-0098-504E	2025-01-31	Sask Power 530-310-100 - TS - Maint. - Utilit	streetlights	706.48	741.80
		110-340-110 - GST Receivable	GST Tax Code	35.32	
R0HNA080FQ3P5J Jan 24 office	2025-01-31	Sask Power 510-300-110 - GG - Utility - Hea	Office, wtp energe	421.00	442.05
		110-340-110 - GST Receivable	GST Tax Code	21.05	
R0HNA080FQ3P5L 0666-0098-505E	2025-01-31	Sask Power 570-310-150 - R&C - Utility - Po	hall power	158.51	166.44
		110-340-110 - GST Receivable	GST Tax Code	7.93	
R0HNA080FQ3P5M 2976-0072-232E	2025-01-31	Sask Power 580-300-120 - UT - Water - Pow	well power	731.36	767.93
		110-340-110 - GST Receivable	GST Tax Code	36.57	
R0HNA080FQ3P5N 2976-0072-233E	2025-01-31	Sask Power 510-300-120 - GG - Utility - Pow	office power	253.09	265.06
		110-340-110 - GST Receivable	Both Tax Code	11.97	
		900-110-130 - GST Paid - Eligib	Both Tax Code	11.97 NL	
R0HNA080FQ3P5C Jan 2025 off	2025-01-29	Sask Tel 510-300-140 - GG - Utility - Tele	office, wtp, interent	237.67	248.88
		110-340-110 - GST Receivable	Both Tax Code	11.21	
		900-110-130 - GST Paid - Eligib	Both Tax Code	11.21 NL	
R0HNA4VKEUIFAE Jan 2025	2025-02-18	Ministry of Finance 210-210-190 - Due To PSS Sch	remit	723.04	723.04
R0HNAFUM1K3UF7 SK0000443397	2025-02-18	GFL Environmental Inc 540-200-110 - EH - Cont. - Wast	Trash Removal	1,060.90	1,113.95
		110-340-110 - GST Receivable	GST Tax Code	53.05	

Date Printed
2025-02-20 11:07 AM

Village of North Portal
List of Accounts for Approval
Batch: 2025-00003 to 2025-00006

Page 2

OTHER

Payment # Invoice #	Date	Vendor Name GL Account	GL Transaction Description	Detail Amount	Payment Amount
R0HNAFUM1K3UF/ 2025 Install 1	2025-02-18	Saskatchewan WCB 510-130-234 - GG - Benefits - W	remit	768.55	768.55
R0HNAFVMIK3UF8 Feb 7 2025	2025-02-18	Affinity Mastercard 580-290-100 - UT - Water - Lab	Lab Tests	43.80	
		580-430-130 - UT - Water - Matl	Uline WTP Supplies	376.30	
		580-460-100 - UT - Water - Freig	Uline WTP Supplies	147.79	
		530-400-110 - TS - Maint. - Mate	Cdn Tire	31.99	
		530-400-110 - TS - Maint. - Mate	Peavey Mart	26.79	
		110-340-110 - GST Receivable -	Both Tax Code	26.23	
		900-110-130 - GST Paid - Eligib	Both Tax Code	26.23 NL	
		110-340-110 - GST Receivable -	GST Tax Code	2.20	655.10
R0HNAFVMIK3UF9 Feb 2025	2025-02-18	MEPP 510-120-115 - GG - Benefits - A	Remit	360.00	
		580-130-233 - UT-Superannuati		121.43	
		510-130-233 - GG - Benefits - S		481.43	962.86
R0HNAHHV5M35VF Feb 2025 office	2025-02-20	Sask Tel 510-300-140 - GG - Utility - Tele	office, wtp, interent	237.74	
		110-340-110 - GST Receivable -	Both Tax Code	11.21	
		900-110-130 - GST Paid - Eligib	Both Tax Code	11.21 NL	248.95
R0HNAO80FQ3P5I Jan 24 hall	2025-01-31	Sask Power 570-300-150 - R&C - Utility - He	hall energy	142.86	
		110-340-110 - GST Receivable -	GST Tax Code	7.14	150.00
R0HNNHFVM1K3UFI 16217	2025-02-18	SUMA 510-120-120 - GG - Benefits - A	Admin	171.80	
		510-130-250 - GG - Benefits - S	Employer	257.72	
		510-130-250 - GG - Benefits - S	remit	10.50	440.02
				Total Other:	9,533.78

E-TRANSFER

Payment # Invoice #	Date	Vendor Name GL Account	GL Transaction Description	Detail Amount	Payment Amount
R0HNAFVM1K3L76 Feb 2025	2025-02-18	Lindsay Davis 510-110-230 - GG - Salaries - Ac	Wages, Mileage	2,662.92	
		510-210-170 - GG - Admin. - Tre	Wages, Mileage	91.25	2,754.17
R0HNAFVM1K3LU3 Feb 2025	2025-02-18	Jordan Armstrong 580-110-110 - UT - Water - Sala		1,142.72	1,142.72
R0HNAFVM1K3MG Feb 18 2025	2025-02-18	Michael Yurkowski 570-100-100 - R&C - DO NOT L	Rink Maintenance Wages	166.45	166.45
R0HNAFVM1K3NO: 2025 Tree Dump	2025-02-18	Joseph Yurkowski 540-200-210 - EH - Waste - Trei	tree dump site rental	1,500.00	1,500.00
				Total E-Transfer:	5,563.34

Total Gen Bank: 20,412.41

Date Printed
2025-02-20 11:07 AM

Village of North Portal
List of Accounts for Approval
Batch: 2025-00003 to 2025-00006

Page 3

Certified Correct This February 20, 2025

Armstrong

Reeve



[Signature]
Administrator

Canada Community-Building Fund Infrastructure Investment Plan

Please refer to the Guide to Completing the Infrastructure Investment Plan (IIP) when completing this form.

Part 1 – Municipality Information

Municipality Name:	North Portal
Municipality Type:	Village
Contact Name/Title:	Lindsay Davis/Administrator
Street or P.O. Box No.:	PO Box 119
City/Town:	North Portal, SK
Postal Code:	S0C 1W0
Phone:	306-927-5050
Email:	villagen@sasktel.net

Part 2 – Project Information (a separate IIP must be completed for each project)

Eligible Project Name: The project name should consist of a concise but meaningful reference to a distinct project scope and should provide “at-a-glance” confirmation of project eligibility, category, and objectives. (Examples in Guide.)

First Street, Ulster Ave and Park Ave Road Improvement

Eligible Project Category (choose one):		
For expenditures incurred after April 1, 2005:	For expenditures incurred after April 1, 2014:	For expenditures incurred after April 1, 2021:
<input type="checkbox"/> Capacity Building* <input type="checkbox"/> Community Energy Systems <input type="checkbox"/> Drinking Water <input checked="" type="checkbox"/> Local Roads and Bridges <input type="checkbox"/> Public Transit <input type="checkbox"/> Solid Waste <input type="checkbox"/> Wastewater	<input type="checkbox"/> Broadband Connectivity <input type="checkbox"/> Brownfield Redevelopment <input type="checkbox"/> Cultural Infrastructure <input type="checkbox"/> Resilience (any project under the former category Disaster Mitigation would continue to be eligible under Resilience) <input type="checkbox"/> Highways <input type="checkbox"/> Recreational Infrastructure <input type="checkbox"/> Regional and Local Airports <input type="checkbox"/> Short-line Rail <input type="checkbox"/> Short-sea Shipping <input type="checkbox"/> Sport Infrastructure <input type="checkbox"/> Tourism Infrastructure	<input type="checkbox"/> Fire Halls

*Capacity building includes practices or activities that lead to a tangible study/plan, asset management plans, infrastructure plans and housing needs assessments as per Schedule C, Section 1.1 of the Municipal Funding Agreement.

Eligible Project Description: The project description should include a brief outline of the project scope, the various components of the project including quantities, the main objective of the project, and the expected outcome(s). (Examples in Guide).

To Pulverize, Shape and Reapply the road surfaces of First St, Ulster Ave, Park Ave and Broad St for a total area of 9300m³ and as well as pave 8LM on either side of the International Boundary rail crossing.

With the exception of Capacity Building projects, select the investment type that best defines this project. (Definitions in Guide).

☐ New construction ☐ Replacement ☐ Expansion ☒ Enhancement/Renovation/Upgrade ☐ Acquisition

Will the project expenditures be capitalized? ☒ Yes ☐ No (If no, please provide an explanation.)

The pavement of the crossing area will be capitalized

Where will the project be located? (All descriptors are required)

Street address or legal land description All block of First St, 3rd block of Menies, Park Ave and Broad St

Latitude _____ Longitude _____

(Refer to Guide. For example, Latitude 50.443053 / Longitude -104.609992)

Site plan or map ☒ Attached

If your project has several locations (such as a multiple road or bridge project), attach a separate sheet with all locations listed.

Has the project started? ☐ Yes ☒ No

What is the actual or forecasted project start date (dd-mmm-yyyy) 01-Jun-2025

What is the actual or forecasted project end date (dd-mmm-yyyy) 01-Dec-2029

Does this project relate to infrastructure owned by your municipality? ☒ Yes ☐ No

If no, a Resolution of Council must be submitted stating that the infrastructure provides direct benefit to the residents of your municipality.

Resolution of Council attached ☐ Provide Owner's Name: _____

Estimated Project Costs: Provide information on estimated project costs and funding required:

Total Estimated Project Cost¹ \$ 87,500 (a)

CCBF Funding² \$ 36182.60 (b)

Municipal Funding \$ 51,317.40 (c)

Other Funding (specify below) \$ _____ (d)

Total Funding \$ 87,500 (b) + (c) + (d) should equal (a)

Other Funding:

Program Name	Project No. if known	Amount	Approved	Under Consideration
			<input type="checkbox"/>	<input type="checkbox"/>
			<input type="checkbox"/>	<input type="checkbox"/>

¹This amount is the municipality's estimate of the total eligible and ineligible project costs. If other municipalities are involved in this project, indicate only the portion of the total project costs that relate to your municipality.

²CCBF Funding is the amount of the municipality's CCBF allocation that the municipality requests to be provided for this project and cannot exceed the amount of eligible project costs. Consider maximizing eligible costs within the available CCBF allocation under one project to minimize the administrative burden of submitting several IIPs, if/where possible.

Are other municipalities contributing to this project? ☐ Yes ☒ No

If yes, attach a list of municipalities and the amount of their contribution. ☐ List attached

Part 3 – Outcomes

Each of the 19 eligible project categories support one of three national program objectives:

- Productivity and Economic Growth
- Clean Environment
- Strong Cities and Communities

Consider the potential benefits and outcomes for your project:

Step 1. Select the eligible project category that you identified on page 1.

Step 2. Review the national program objective associated with that category.

Step 3. Select at least one applicable outcome from the list provided.

Your project must be able to support at least one outcome and one output, and your IIP will be assessed based on this.

Once your project is reported as complete, an outcomes report will be sent to you to report on the specific benefits and outcomes achieved. This information will become part of an overall outcomes report that the province submits to the federal government.

National Program Objective	Project Category	Expected Outcomes	Expected Output	Output Indicator and Measurement (estimated)
Productivity and Economic Growth Relates to the economic benefits of a project in the community (e.g. increases or potential increases in number of jobs, services, tourism, etc. as a result of the investment).	<input type="checkbox"/> Broadband Connectivity	<input type="checkbox"/> Increase in premises having access to broadband internet <input type="checkbox"/> Increase in geographical area with access to high-speed internet <input type="checkbox"/> Increase in businesses positively affected <input type="checkbox"/> Increase in business investment <input type="checkbox"/> Number of households experiencing increased or improved service	<input type="checkbox"/> Size of increased or improved service area	<input type="checkbox"/> Area (km ²) <input type="text"/>
	<input type="checkbox"/> Highways	<input type="checkbox"/> Increase in vehicle capacity (no. of vehicles) <input type="checkbox"/> Decrease in travel distance from Point A to B <input type="checkbox"/> Decrease in average travel time from Point A to B <input type="checkbox"/> Increase in estimated remaining service life	<input type="checkbox"/> Number of increased or improved support facilities and installations <input type="checkbox"/> Length of increased or improved roads, highways, bridges, tunnels, and active transportation corridors	<input type="checkbox"/> Count (# assets) <input type="text"/> <input type="checkbox"/> Length (m) <input type="text"/>
	<input checked="" type="checkbox"/> Local Roads and Bridges	<input type="checkbox"/> Increase in capacity (no. of vehicles or load limit) <input type="checkbox"/> Decrease in travel distance from Point A to B <input type="checkbox"/> Decrease in average travel time from Point A to B <input checked="" type="checkbox"/> Increase in estimated service life <input type="checkbox"/> Increase in public usage of the infrastructure (cycling lanes, paths, sidewalks, trails) <input type="checkbox"/> Decrease in vehicle use (cycling lanes, paths, sidewalks, trails)	<input type="checkbox"/> Number of increased or improved support facilities and installations <input checked="" type="checkbox"/> Length of increased or improved roads, highways, bridges, tunnels, and active transportation corridors	<input type="checkbox"/> Count (# assets) <input type="text"/> <input checked="" type="checkbox"/> Length (m) <input type="text" value="1625"/>

<input type="checkbox"/> Public Transit	<input type="checkbox"/> Increase in public transport capacity <input type="checkbox"/> Increase in ridership <input type="checkbox"/> Decrease in greenhouse gas emissions <input type="checkbox"/> Decrease in average age of fleet <input type="checkbox"/> Decrease in average transit travel time <input type="checkbox"/> Decrease in fleet accidents <input type="checkbox"/> Increase in riders receiving additional traffic information <input type="checkbox"/> Increase in fleet with safety features <input type="checkbox"/> Increase in permanent jobs	<input type="checkbox"/> Number of public transit fixed assets receiving investments <input type="checkbox"/> Number of increased or improved seats on public transit vehicles	<input type="checkbox"/> Count (# assets) <div style="border: 1px solid black; height: 20px; width: 100%;"></div> <input type="checkbox"/> Count (# seats and/or standing spaces) <div style="border: 1px solid black; height: 20px; width: 100%;"></div>
<input type="checkbox"/> Regional and Local Airports	<input type="checkbox"/> Increase in takeoffs/landings <input type="checkbox"/> Decrease in delays <input type="checkbox"/> Increase in passengers <input type="checkbox"/> Increase in permanent jobs <input type="checkbox"/> Increase in businesses positively affected <input type="checkbox"/> Increase in business investment	<input type="checkbox"/> Number of increased or improved rolling stock or support facilities and installations	<input type="checkbox"/> Count (# assets) <div style="border: 1px solid black; height: 20px; width: 100%;"></div>
<input type="checkbox"/> Short-line Rail	<input type="checkbox"/> Increase in freight load capacity <input type="checkbox"/> Increase in goods handled <input type="checkbox"/> Decrease in truck greenhouse gas emissions <input type="checkbox"/> Increase in permanent jobs <input type="checkbox"/> Decrease in average turnaround time: average time between arrival and departure <input type="checkbox"/> Decrease in delays	<input type="checkbox"/> Number of increased or improved rolling stock or support facilities and installations	<input type="checkbox"/> Count (# assets) <div style="border: 1px solid black; height: 20px; width: 100%;"></div>
<input type="checkbox"/> Short-sea Shipping	<input type="checkbox"/> Increase in fleet, cargo or passenger capacity <input type="checkbox"/> Increase in frequency of service (trips/day) <input type="checkbox"/> Increase in permanent jobs <input type="checkbox"/> Decrease in delays	<input type="checkbox"/> Number of increased or improved floating stock or support facilities and installations	<input type="checkbox"/> Count (# assets) <div style="border: 1px solid black; height: 20px; width: 100%;"></div>

Clean Environment Relates to environmental benefits of a project in the community (e.g. reduction in greenhouse gas emissions; clean water, clean air and climate change mitigations etc. as a result of the investment).	<input type="checkbox"/> Brownfield Redevelopment	<input type="checkbox"/> Increase in people using parks/playgrounds on redeveloped site <input type="checkbox"/> Increase in residents benefiting from social housing on redeveloped site <input type="checkbox"/> Increase in taxable assessed value of property <input type="checkbox"/> Address housing pressures relating to infrastructure needs <input type="checkbox"/> Estimated land value of redeveloped site <input type="checkbox"/> Different types of contaminants removed or reduced to safe exposure level	<input type="checkbox"/> Area of land remediated	<input type="checkbox"/> Area (m ² remediated) <div style="border: 1px solid black; height: 20px; width: 100%;"></div>
	<input type="checkbox"/> Community Energy Systems	<input type="checkbox"/> Decrease in energy usage <input type="checkbox"/> Decrease in greenhouse gas emissions <input type="checkbox"/> Operational savings <input type="checkbox"/> Increase in kilowatt hours generated off grid <input type="checkbox"/> CO2 equivalent of energy efficiencies realized	<input type="checkbox"/> Number of increased or improved facilities and installations	<input type="checkbox"/> Count (# assets) <div style="border: 1px solid black; height: 20px; width: 100%;"></div>
	<input type="checkbox"/> Drinking Water	<input type="checkbox"/> Increase in volume of water treated <input type="checkbox"/> Decrease in volume of chemicals used to treat water <input type="checkbox"/> Decrease in drinking water advisories <input type="checkbox"/> Decrease in concentration of contaminants to meet or exceed the Guidelines for Canadian Drinking Water Quality or provincial standards <input type="checkbox"/> Increase in premises with improved water quality <input type="checkbox"/> Increase in premises with protected water supply <input type="checkbox"/> Increase in connections to drinking water system	<input type="checkbox"/> Number of increased or improved drinking water facilities and installations	<input type="checkbox"/> Count (# assets) <div style="border: 1px solid black; height: 20px; width: 100%;"></div>

		<input type="checkbox"/> Decrease in water main breaks <input type="checkbox"/> Decrease in average water consumption <input type="checkbox"/> Increase in estimated service life of waterlines <input type="checkbox"/> Decrease in energy usage (e.g. energy efficient pump) <input type="checkbox"/> Increase in premises served <input type="checkbox"/> Increase in water storage capacity <input type="checkbox"/> Change in total drinking water treatment capacity <input type="checkbox"/> Number of households experiencing increased or improved drinking water service		
	<input type="checkbox"/> Solid Waste	<input type="checkbox"/> Decrease in greenhouse gas emissions <input type="checkbox"/> Increase in premises participating in recycling <input type="checkbox"/> Increase in quantity of solid waste diverted from disposal <input type="checkbox"/> Increase in landfill capacity <input type="checkbox"/> Increase in volume of methane gas captured <input type="checkbox"/> Decrease in non-compliance incidents <input type="checkbox"/> Additional solid waste management capacity built or expanded in tonnes <input type="checkbox"/> Number of households experiencing increased or improved solid waste service	<input type="checkbox"/> Number of increased or improved solid waste facilities and installations or rolling stock	<input type="checkbox"/> Count (# assets) <div style="border: 1px solid black; height: 20px; width: 100px;"></div>
	<input type="checkbox"/> Wastewater	<input type="checkbox"/> Increase in connections to sanitary wastewater system <input type="checkbox"/> Increase in estimated service life of collection pipes <input type="checkbox"/> Increase in wastewater collection capacity <input type="checkbox"/> Increase in wastewater treatment capacity	<input type="checkbox"/> Number of increased or improved wastewater facilities and installations	<input type="checkbox"/> Count (# assets) <div style="border: 1px solid black; height: 20px; width: 100px;"></div>

		<input type="checkbox"/> Decrease in non-compliance incidents <input type="checkbox"/> Decrease in untreated wastewater <input type="checkbox"/> Decrease in energy usage (e.g. energy efficient pump) <input type="checkbox"/> Decrease in average volume entering storm drain system <input type="checkbox"/> Increase in capacity to manage storm water <input type="checkbox"/> Increase in premises with access to storm water infrastructure <input type="checkbox"/> Number of households experiencing increased or improved wastewater service <input type="checkbox"/> Change in total wastewater treatment capacity		
Strong Cities and Communities Relates to community health, social, and cultural benefits of a project in the community (e.g. promoting healthy living and improved access to health, social and cultural infrastructures).	<input type="checkbox"/> Capacity Building	<input type="checkbox"/> Increase in ability to develop long-term planning practices	<input type="checkbox"/> Number of new or improved asset evaluations, assessments and reports <input type="checkbox"/> Number of new or improved capacity-building assets (e.g. software, training)	<input type="checkbox"/> Count (# reports) <input type="text"/> <input type="checkbox"/> Count (# assets) <input type="text"/>
	<input type="checkbox"/> Resilience	<input type="checkbox"/> Increase in properties protected/reduced risk <input type="checkbox"/> Land area protected/reduced risk <input type="checkbox"/> Decrease in gross annual emergency response costs <input type="checkbox"/> Infrastructure equipped for climate change impacts	<input type="checkbox"/> Infrastructure equipped for climate change impacts <input type="checkbox"/> Length of linear infrastructure equipped for climate change impacts	<input type="checkbox"/> Count (# assets) <input type="text"/> <input type="checkbox"/> Length (m) <input type="text"/>

	<input type="checkbox"/> Cultural Infrastructure	<input type="checkbox"/> Increase in residents that benefit from the infrastructure <input type="checkbox"/> Increase in facility availability time <input type="checkbox"/> Increase in users <input type="checkbox"/> Increase in annual events <input type="checkbox"/> Increase in visitors to community <input type="checkbox"/> Increase in permanent jobs <input type="checkbox"/> Number of increased or improved public events or days open to the public	<input type="checkbox"/> Size of increased or improved public buildings and installations <input type="checkbox"/> Length of increased or improved cultural linear infrastructure	<input type="checkbox"/> Area (m ² impacted) <input type="text"/> <input type="checkbox"/> Length (m) <input type="text"/>
	<input type="checkbox"/> Recreational Infrastructure	<input type="checkbox"/> Increase in residents that benefit from the infrastructure <input type="checkbox"/> Increase in facility availability time <input type="checkbox"/> Increase in users <input type="checkbox"/> Increase in annual events <input type="checkbox"/> Increase in visitors to community <input type="checkbox"/> Increase in permanent jobs <input type="checkbox"/> Number of increased or improved public events or days open to the public	<input type="checkbox"/> Size of increased or improved public buildings and installations <input type="checkbox"/> Number of increased or improved recreational rolling stock <input type="checkbox"/> Length of increased or improved recreational linear infrastructure	<input type="checkbox"/> Area (m ² impacted) <input type="text"/> <input type="checkbox"/> Count (# assets) <input type="text"/> <input type="checkbox"/> Length (m) <input type="text"/>
	<input type="checkbox"/> Sport Infrastructure	<input type="checkbox"/> Increase in residents that benefit from the infrastructure <input type="checkbox"/> Increase in facility availability time <input type="checkbox"/> Increase in users <input type="checkbox"/> Increase in annual events <input type="checkbox"/> Increase in visitors to community <input type="checkbox"/> Increase in permanent jobs <input type="checkbox"/> Number of increased or improved public events or days open to the public	<input type="checkbox"/> Size of increased or improved public buildings and installations <input type="checkbox"/> Number of increased or improved sport rolling stock <input type="checkbox"/> Length of increased or improved cultural linear infrastructure	<input type="checkbox"/> Area (m ² impacted) <input type="text"/> <input type="checkbox"/> Count (# assets) <input type="text"/> <input type="checkbox"/> Length (m) <input type="text"/>

	<input type="checkbox"/> Tourism Infrastructure	<input type="checkbox"/> Increase in facility availability time <input type="checkbox"/> Increase in users <input type="checkbox"/> Increase in visitors to community <input type="checkbox"/> Increase in permanent jobs <input type="checkbox"/> Number of increased or improved public events or days open to the public	<input type="checkbox"/> Size of increased or improved public buildings and installations <input type="checkbox"/> Length of increased or improved tourism linear infrastructure	<input type="checkbox"/> Area (m ² impacted) <input type="text"/> <input type="checkbox"/> Length (m) <input type="text"/>
	<input type="checkbox"/> Fire Halls	<input type="checkbox"/> Increase in the safety and well-being of the community <input type="checkbox"/> Increase in the response time <input type="checkbox"/> Number of increased or improved emergency responses	<input type="checkbox"/> Size of increased or improved facilities and installations <input type="checkbox"/> Number of increased or improved rolling stock	<input type="checkbox"/> Area (m ² impacted) <input type="text"/> <input type="checkbox"/> Count (# assets) <input type="text"/>

Part 4 – Asset Management

Is the project aligned with the long-term plans of your organization? ☒ Yes ☐ No

(E.g. Asset Management Plan, Capital Plan and/or Community Plan)

If yes, describe how. If no, explain why not.

This project is consistent with the Village's Asset Management Plan. The roads included in this plan have been classified as in poor condition and this project will bring them back into good, serviceable condition. They will also be easier to maintain and will made to stay in condition longer.

Part 5 – Housing (If Applicable)

Required for municipalities with a 2021 Census Population of 30, 000 or more.

Is your municipality required to complete a Housing Needs Assessment under CCBF according to the Municipal Funding Agreement? ☐ Yes ☐ No

If No, your municipality is not required to fill in **Part 5 – Housing** of this IIP form.

If yes, please provide a link to the completed HNA on the municipal website as per the Municipal Funding Agreement.

Does this project address any of the housing pressures relating to infrastructure needs identified in your Housing Needs Assessment? ☐ Yes ☒ No

If yes, provide the key infrastructure-related housing pressures this project intends to address (examples in guide). This information will become part of a project-level housing report that the province must submit to the federal government. If no, explain why not.

Provide expected housing outcomes from the completion of the project (examples in guide). Once your project is reported as complete, a housing outcomes report will be sent to you to report on the specific benefits and outcomes achieved. This information will become part of an overall housing outcomes report that the province must submit to the federal government.

Part 6 – Program Requirements

Tenders and Contracts

Your Municipal Funding Agreement provides pertinent information regarding tenders and contracts, stating that the municipality is required to award and manage all contracts in accordance with its relevant policies and procedures and if applicable, in accordance with applicable international and domestic trade agreements.

It is the municipality's responsibility to ensure that contracts are awarded in a way that is fair, transparent, competitive, consistent with value-for-money principles or in a manner otherwise acceptable to Saskatchewan and, if applicable, in accordance with international and domestic trade agreements. These trade agreements include, but are not limited to, the *Canadian Free Trade Agreement*, the *New West Partnership Trade Agreement*, and the *Canada-European Union Comprehensive Economic and Trade Agreement*. For information on procurement and trade obligations, please contact:

- Procurement Advisor with the Saskatchewan Urban Municipalities Association at 306-525-4395 or procurement@centralsource.ca.
- Director of Finance with the Saskatchewan Association of Rural Municipalities at 306-761-3720 or finance@sarm.ca
- Priority Saskatchewan at 306-798-1229 or www.saskbuilds.ca (refer to Priority Saskatchewan tab at top of page)
- Trade and Export Development at 306-787-8910 or nwptradeted@gov.sk.ca

Records may be requested in support of audit as outlined in Schedule A of the Municipal Funding Agreement.

Please review and acknowledge the following statement:

Council hereby acknowledges that any tenders or contracts for this project have been or will be awarded in accordance with the Municipal Funding Agreement in a way that is fair, transparent, competitive and consistent with value-for-money principles, or in a manner otherwise acceptable to Saskatchewan and, if applicable, in accordance with the applicable trade agreements.

☒ Acknowledged

Permits, Licenses and Approvals

Under your Municipal Funding Agreement, the municipality agrees to obtain all necessary licences, permits and approvals required for the approved IIP by applicable legislation, regulations and by-laws.

Have you contacted, or will you be contacting, the appropriate authorities to confirm and begin the process of obtaining any permits, licenses and approvals the project may require?

☒ Yes ☐ No If no, explain why not.

Note that municipalities are responsible for obtaining all permits, licenses and approvals required to construct and operate their projects. These may include, but are not limited to:

- Approval to Construct (Ministry of Environment (MoE) for water, wastewater and solid waste);
- Water Allocation (Water Security Agency);
- Operating Permit (MoE after construction of water, wastewater or solid waste facilities);
- Shoreline Alteration Permit (MoE);
- Harmful Alteration, Disruption or Destruction (HADD) of Fish Habitat Authorization (Department of Fisheries and Oceans);
- Environmental Assessment (Trade and Export Development);
- Approval from adjacent landowners for temporary or permanent use of land during road construction; and/or
- Ministry of Highways for road projects connecting public roads or for closure of a road.

Part 7 – Communications

Signage

Signage is part of your Municipal Funding Agreement, and helps people recognize Canada Community-Building Fund investments in your community. In general, a physical or digital sign is required:

- when the CCBF contribution is over \$100,000;
- where there is visible construction; and
- where an installed sign is visible to the public.

Housing, Infrastructure and Communities Canada has created guidelines for sign design, content and installation for projects funded by the Canada Community-Building Fund. You can read these guidelines at: <https://housing-infrastructure.canada.ca/pub/signage-panneaux/intro-eng.html>

Information can also be found on the Government of Saskatchewan's website at:
<https://www.saskatchewan.ca/government/municipal-administration/funding-finances-and-asset-management/funding/canada-community-building-fund/ccbf-signage-requirements>

Other events

Key milestones may be marked by public events, news releases, etc. If your municipality plans an event or announcement, advise the Ministry of Government Relations so Saskatchewan or Canada may have the opportunity to participate in such an event.

Part 8 – Declaration

The Council of the **Village of North Portal** hereby submits an Infrastructure Investment Plan under the Canada Community-Building Fund in accordance with the Municipal Funding Agreement. In providing this submission, the Council declares that the information provided is to the best of its knowledge and belief; true in substance and in fact; and complies with the terms and conditions in the Municipal Funding Agreement.

Name:


Amy Armstrong

Title/Position:

Mayor

(Mayor/Reeve/City Manager/Administrator/Clerk)

Signature:



(IIP will be returned if not signed)

Date:

2025-02-20

Submit your Infrastructure Investment Plan and supporting documentation to:

Ministry of Government Relations
Municipal Infrastructure and Finance
500 – 1855 Victoria Avenue
REGINA SK S4P 3T2
Email: ccbfprogram@gov.sk.ca

Please retain a copy of this form for your records.

200-70 PUBLIC NOTICE POLICY

Background

The Village of North Portal has always used a local newspaper as significant way to inform residents of a public notice. Due to the closure of the last newspaper in the Estevan area as of January 7th, 2025, this practice is not longer available. In order to meet legislative requirements and ensure public has access and is aware of how to find notices, the Village of North Portal has developed a new public notice policy to ensure the public has access to and is aware of how to find notices.

Goal

The goal is to create a policy that is inclusive for all residents at the same time taking into account all forms of notice from paper to electronic and consistently using the approved forms and access points that the community has full knowledge of how to find these notices.

Procedures

We will place all public notices and give access points in the following:

- The Bulletin Boards located at the Canada Post Office at 302 Belfast Street and the Village Office at 204 Park Avenue.
- The Village of North Portal website under the page, Public Notices.
<https://villageofnorthportal.ca/public-notices>
- Social media pages managed by the Village of North Portal

In addition, Public Notice may also be given using the following methods when appropriate:

- SMS Alerts will be used for time-sensitive, emergency and/or health related notices such as Boil Water Advisories
- Provincial Gazette for all tax enforcement notices. This website is
<https://publications.saskatchewan.ca>
- Mailing of notice to residents will still be required in some circumstances of affected property owners.
- Registered Mail is also required under some legislations and will be used for enforcement.
- Utility Bills for some less time sensitive information.

VILLAGE OF
North Portal

TRAVEL AND EXPENSE ALLOWANCE SCHEDULE A

Effective as of Feb 20th, 2025

Private Vehicle Usage

Kilometer Rate: \$0.57.24 / km

Meal Rate

Breakfast \$16.00

Dinner \$23.00

Supper \$31.00

Per Diem \$70.00 per day

Meetings

Non-Regular Council / Training Rates

Half Day \$100.00

Full Day \$150.00

Clothing Allowance – For Public Works, Maintenance and Waterworks Employees Only

Annual Allowance \$500

**CERTIFICATE OF
INSURANCE**



Certificate Number SUMAssure 2024-23

This Document certifies that insurance has been effected under the following Master Policies:

- **Property and Excess Property** - Policy No. A2800157/6
- **Boiler and Machinery** - Policy No. 17607732-10
- **Crime** - Policy No. 10544012
- **General Liability and Public Officials Errors and Omissions Liability** - Policy No. CAGL12411

This Certificate is evidence that:
THE INSURER(S) DESCRIBED HEREIN, do hereby insure

Village of North Portal

hereinafter called the Insured, for the coverages and limits of liability shown below,
subject to all the terms and conditions of the Master Policies as listed above.

Mailing Address	P.O. Box 119 North Portal, SK S0C 1W0
Loss Payable	The Insured or as they may direct
Policy Period	Effective: December 31, 2024 Expiry: December 31, 2025 both dates 12.01 a.m. Standard Time at the address of the Insured as stated herein
Premium	\$12,502

DECLARATIONS

PLEASE REVIEW ALL SECTIONS CAREFULLY AND ADVISE IF ANY CHANGES ARE REQUIRED

1. PROPERTY INSURANCE (ALL RISKS)	
Property Insured:	
Property of Every Description (Including Unlicensed Municipal Equipment and Fire Fighting Equipment)	As Per Statement of Values on file with the insurer
Locations Insured	As listed on the Statement of Values on file with the Insurer
Territorial Limits	Canada and the Continental United States
Margin Clause	115%
Basis of Loss Settlement	
Building(s) / Contents	Replacement Cost unless otherwise stated on the Statement of Values on file with the Insurer
Equipment	Replacement Cost unless otherwise stated on the Statement of Values on file with the Insurer
Municipal Unlicensed Equipment	
-Covered Municipal Unlicensed Equipment less than 10 years old	Replacement Cost unless otherwise stated on the Statement of Values on file with the Insurer
-Covered Municipal Unlicensed Equipment older than 10 years old	Actual Cash Value
-Covered Firefighting Equipment (Regardless of Age)	Replacement Cost unless otherwise stated on the Statement of Values on file with the Insurer
A completed and signed Statement of Values including Schedule of Municipal Unlicensed Equipment and Fire Fighting Equipment must be filed with the Insurer(s) annually.	

**CERTIFICATE OF
INSURANCE**



Limits of Liability (shared with all SUMAssure members)	
Any one occurrence	As Per Statement of Values on file with the insurer up to \$200,000,000
Annual aggregate earthquake	As Per Statement of Values on file with the insurer up to \$200,000,000
Annual aggregate flood	As Per Statement of Values on file with the insurer up to \$200,000,000
Extensions of Coverage	
Accounts Receivable	\$1,000,000
Arson Reward	\$25,000
Automatic Coverage (no reporting)	\$1,000,000
Automatic Coverage, 90 days reporting – in excess of:	\$1,000,000
Bylaws	\$5,000,000
Civil Authority	\$500,000 30 Days
Consequential Loss	\$250,000
Course of Construction, per project	\$250,000
Debris Removal	Lesser of 25% of loss or \$5,000,000
Defense, Settlement, and Supplementary Payments	\$100,000
Electronic Data Processing Equipment and Media	\$500,000
Errors & Omissions (Inadvertent/Unintentional)	\$1,000,000
Expediting Expense	\$1,000,000
Exterior Trees, Plants, Shrubs, and Lawns (excluding Windstorm/Hail)	\$100,000
Fine Arts	\$250,000
Fire Fighting Expenses and Fire Extinguishing/Fire Fighting Materials	\$500,000
Land and Water Pollution Cleanup (Sudden & Accidental) (180 days incurred/reported) - Each occurrence and annual aggregate	\$250,000
Leasehold Interest	\$500,000
Master Key	\$50,000
Money and Stamps	\$10,000
Personal Property of Officers, Employees, and Guests (per individual)	\$25,000
Professional Fees	\$1,000,000
Property in Transit	\$500,000
- Roadways, sidewalks, pavements, street signs, light standards, traffic signals or hydrants	\$50,000
- All Other Land Improvements	\$1,000,000
Service Interruption (off premises)	\$1,000,000 3 km
Third Party Vehicles	\$100,000
Valuable Papers	\$1,000,000
Vacancy Notice Requirement – 180 Days	Yes
Waterborne Coverage, Special Conditions	\$25,000
Deductible(s)	
Earthquake	5% of Property Value, Minimum \$100,000
Flood	\$50,000
Municipal Unlicensed Equipment and Fire Fighting Equipment	\$2,500
All Other Losses	\$2,500

BUSINESS INTERRUPTION INSURANCE

Limit(s) of Liability:	
Loss of Revenue (Gross Earnings Form)	\$500,000
Indemnity Period	12 Months
Ordinary Payroll (90 days)	\$100,000
Rental Income	\$500,000
Extra Expense	\$5,000,000
Contingent Business Interruption	

c/o 2103 - 11th Avenue
8th Floor
Regina, SK S4P 3Z8
Tel: 1-866-450-2345

**CERTIFICATE OF
INSURANCE**



Contributing Properties	\$500,000
Recipient Properties	\$500,000
Ingress/ Egress	\$500,000 30 days
Waiting Period, including Service Interruption	48 Hours

2. BOILER AND MACHINERY (Equipment Breakdown) INSURANCE

Limit(s) of Liability	As per Statement of Values on File with the Insurer
Sub-limits	
Gross Profits	\$5,000,000
Gross Earnings	\$5,000,000
Extra Expense	\$5,000,000
Spoilage	\$250,000
Automatic Coverage (365 days reporting)	\$5,000,000
Bylaws, demolition and increased cost of construction	Included
Errors & Omissions (Inadvertent)	\$1,000,000
Hazardous substances (including Mould)	\$1,000,000
Water Damage	\$1,000,000
Ammonia Contamination	\$1,000,000
Professional Fees	\$1,000,000
Expediting Expenses	\$1,000,000
Data Restoration	\$100,000
Civil Authority	Included 60 Days
Service Interruption	Included 1,000 meters
Anchor Location	Included
Brands and Labels	\$100,000
Green Coverage	\$50,000
Off Premises Transportable Objects	\$10,000
Public Relations	\$25,000
Contingent Business Interruption	\$250,000
Future Loss Avoidance	\$10,000
Blanket Course of Construction (including testing and commissioning)	\$1,000,000
Excavation Expenses (including Buried Piping)	\$100,000
Heritage Clause	\$5,000,000
Catch-All Clause	\$1,000,000
Deductible(s)	
Property Damage:	
Total Insured Values ≤\$1,999,999 (resort village only)	\$5,000
Total Insured Values ≤\$1,999,999	\$10,000
Total Insured Values \$2,000,000 - \$5,999,999	\$15,000
Total Insured Values \$6,000,000 - \$9,999,999	\$20,000
Total Insured Values ≥ \$10,000,000	\$25,000
Ice rinks	\$25,000
Digestors and Related Power Generating Equipment	
0-499 HP	\$25,000

c/o 2103 - 11th Avenue
8th Floor
Regina, SK S4P 3Z8
Tel: 1-866-450-2345

**CERTIFICATE OF
INSURANCE**



500-1500 HP	\$50,000
1501-2500 HP	\$100,000
2501 HP and greater	\$150,000
Co-Generation Facilities and Turbines	\$100,000
Transformers and distribution equipment	
15,001 – 25,000 kva	\$10,000
25,001 – 50,000 kva	\$25,000
50,000 kva and higher	\$50,000
Business Interruption & Extra Expense except:	24 Hours
Anerobic Digestors and Associated Equipment	48 Hours
Power Generation Equipment, Internal Combustion Engines and their drive generators	720 Hour
Contingent Business Interruption	24 hours
Spoilage	Greater of 10% of the loss or \$5,000

3. CRIME	
Insured Location(s)	As per Statement of Values on file with the Insurer
Limits of Insurance	
Fidelity Coverage	\$500,000
Employee Theft	\$500,000
Sponsored Plan	\$500,000
Employee Theft of Client Property	\$500,000
Forgery or Alteration	\$500,000
On the premises	\$500,000
In Transit	\$500,000
Money Orders and Counterfeit Money	\$500,000
Computer Fraud	\$500,000
Funds Transfer Fraud	\$500,000
Sub-limited Coverages:	
Claims Expense coverage	\$50,000
Voice Computer Fraud	\$100,000
Social Engineering (Subject to Verification)	\$50,000
Overnight Money Exclusion (Unless the money is kept in a combination locked safe having a rating class of 2 Burglary)	\$10,000
Precious metals, precious or semi-precious stones, pearls or furs	\$50,000
Manuscripts, drawings, or records of any kind, or the cost of reconstructing them	\$50,000
Prior employee fraud Coverage terminates as to any employee as soon as the organization becomes aware of a dishonest or fraudulent employment act committed by the employee during their term of employment. OR 30 days after any dishonest or fraudulent non-employment related act committed by an employee during the term, or prior to their employment with the organization.	\$25,000
Deductible	\$2,500

4. LIABILITY INSURANCE	
Covering all premises and work within the scope of the Insured	
Limits of Insurance	
Bodily Injury or Property Damage, Each Occurrence	\$10,000,000
Products-Completed Operations Aggregate	\$10,000,000

c/o 2103 - 11th Avenue
8th Floor
Regina, SK S4P 3Z8
Tel: 1-866-450-2345

**CERTIFICATE OF
INSURANCE**



Personal Injury or Advertising Liability, Each Occurrence	\$10,000,000
Voluntary Medical Payments, Each Person	\$50,000
Voluntary Medical Payments, Each Accident	\$50,000
Tenant's Legal Liability, Each Occurrence	\$10,000,000
Forest Fire Fighting Expenses, Each Occurrence and in the Aggregate	\$10,000,000
Public Officials Administrative Errors & Omissions, CLAIMS MADE COVER Each Claim, and in the Aggregate (combined A-D):	\$10,000,000
(A) Wrongful Acts – each claim and aggregate	\$10,000,000
(B) Legal Representation – each claim and aggregate	\$100,000 each claim / \$500,000 aggregate
(C) Covered Event – each claim and aggregate	Combined with (B)
(D) Members conflict of interest defense	\$100,000 each claim / \$500,000 aggregate
RETRO DATE: as per schedule on file if applicable	
Employee Benefits Programs Liability, CLAIMS MADE COVER Each Claim and in the Aggregate	\$10,000,000
Wrongful Dismissal Legal Expense Coverage, any one occurrence	\$10,000,000
SPF No. 6 – Non-Owned Automobile Liability, any one accident	\$10,000,000
SEF 94 (physical damage to non-owned hired automobiles)	\$250,000
Sexual Abuse Liability, CLAIMS MADE COVER Each Claim and in the Aggregate	\$2,000,000
RETRO DATE: Dec 31, 2017	
Employment Practices Liability, CLAIMS MADE COVER Each Claim and in the Aggregate	\$10,000,000
RETRO DATE: Dec 31, 2017	
Contingent Employers Liability	Included
Sudden and Accidental Pollution Liability 7 days Discovery, 120 Hours Reporting	Included
Deductibles:	
Deductibles, all losses	\$5,000

Limits of Liability as stated in SECTIONS 1 through 4	
I. SUMAssure Insurance Reciprocal (primary layer)	<p>(1) PROPERTY</p> <ul style="list-style-type: none"> \$1,000,000 per occurrence \$3,000,000 combined annual aggregate in any one loss or series of losses arising out of one occurrence under Property during the policy term. <p>(2) BOILER & MACHINERY</p> <ul style="list-style-type: none"> \$0 combined annual aggregate in any one loss or series of losses arising out of one occurrence under Boiler and Machinery during the policy term. <p>(3) CRIME</p> <ul style="list-style-type: none"> \$250,000 combined annual aggregate in any one loss or series of losses arising out of one occurrence under Crime during the policy term. <p>(4) LIABILITY</p> <ul style="list-style-type: none"> \$400,000 combined annual aggregate in any one loss or series of losses arising out of one occurrence under Liability during the term.
II. Excess Insurers	<p>(1) EXCESS PROPERTY</p> <ul style="list-style-type: none"> Should the SUMAssure combined annual aggregate for Property be exhausted during the policy term, the applicable excess Insurer(s) shall become primary insurer(s), subject to the limits and deductibles as stated in each policy. <p>(2) EXCESS BOILER AND MACHINERY</p>

**CERTIFICATE OF
INSURANCE**




II. Excess Insurers	<ul style="list-style-type: none"> The applicable excess Insurer(s) shall become primary insurer(s), subject to the limits and deductibles as stated in each policy. <p>3) EXCESS CRIME</p> <ul style="list-style-type: none"> Should the SUMAssure combined annual aggregate for Crime be exhausted during the policy term, the applicable excess Insurer(s) shall become primary insurer(s), subject to the limits and deductibles as stated in each policy. <p>(4) EXCESS LIABILITY</p> <ul style="list-style-type: none"> Upon exhaustion of the Annual Aggregate specified above, this policy shall be primary, and the primary deductible shall be amended to \$5,000 each and every loss.
----------------------------	--

PREMIUM SUMMARY

Coverage	Excess Insurers	Total Premium
Property	- Aviva Insurance Company of Canada - QBE Services Inc. on behalf of Lloyds Underwriters under Agreement B6006QBECAN2024	\$5,515 \$1,254
Municipal Equipment	- Volante Canada Limited (Lloyd's Underwriters) (Volante Syndicate 1699) under Agreement No. B0775TV070A24	\$-
Fire Fighting Equipment	- Zurich Insurance Company Ltd. - AIG Insurance Company of Canada - Liberty Mutual Insurance Company	\$1,810
Boiler and Machinery	The Boiler Inspection and Insurance Company of Canada (HSB)	\$1,014
Crime	Travelers Insurance Company of Canada	\$2,182
Liability	QBE Services Inc. on behalf of Lloyds Underwriters under Agreement B6006QBECAN2024	\$ 727
Errors & Omissions	QBE Services Inc. on behalf of Lloyds Underwriters under Agreement B6006QBECAN2024	\$12,502
Total Premium		

Aon Reed Stenhouse Inc.


 Per: _____
 (Principal Attorney)

Dated at Regina, Saskatchewan as of January 16, 2025

**THE POLICY CONTAINS A CLAUSE THAT MAY LIMIT THE AMOUNT PAYABLE, OR,
IN THE CASE OF AUTOMOBILE INSURANCE, THIS POLICY CONTAINS A PARTIAL PAYMENT OF LOSS CLAUSE.**

THIS CERTIFICATE IS TO CERTIFY THAT THE INSURANCE POLICIES LISTED HAVE BEEN ARRANGED FOR THE INSURED NAMED ABOVE. NOTWITHSTANDING ANY REQUIREMENT, TERM OR CONDITION OF ANY CONTRACT OR OTHER DOCUMENT WITH RESPECT TO WHICH THIS CERTIFICATE MAY BE ISSUED OR MAY PERTAIN, THE INSURANCE IS SUBJECT TO ALL THE TERMS, EXCLUSIONS AND CONDITIONS CONTAINED IN THE POLICIES.

c/o 2103 - 11th Avenue
 8th Floor
 Regina, SK S4P 3Z8
 Tel: 1-866-450-2345



Cert # 84

Canadian Head Office
120 Bremner Boulevard, Suite 2200
Toronto, Ontario M5J 0A8

SUMAssure Insurance Reciprocal

Name of Insured and Address

Village of North Portal
P.O. Box 119
North Portal, SK S0C 1W0

ELIGIBILITY AND CLASSIFICATION

Plan	Option	Insured	Principal	Weekly Accident	Accidental	Cost Per
A	On Duty/24	Persons	Sum	Total # of Weeks	Medical Dental	person/yr

CLASS I (Councillors and Office Staff of a Participating Municipality who has applied for such coverage)

On Duty	7	\$250,000	\$600.00	104	\$25,000	\$5,000	\$44.00
24 Hour	0						\$140.00

CLASS II (All Volunteers of a Participating Municipality) 1 Indicates Plan Chosen for all Volunteers

A	On Duty	0	\$50,000	\$500.00	104	\$25,000	\$5,000	\$100.00
B	On Duty	0	\$100,000	\$500.00	104	\$25,000	\$5,000	\$150.00

CLASS III (Non Office Blue Collar Employees of a Participating Municipality)

On Duty	0	\$100,000	\$500.00	52	\$25,000	\$5,000	\$100.00
---------	---	-----------	----------	----	----------	---------	----------

CLASS IV (Volunteer Firefighters, Volunteer Emergency Medical Technicians and First Responders of a Participating Municipality)

A	On Duty	0	\$100,000	\$500.00	104	\$25,000	\$5,000	\$25.00
B	On Duty	0	\$200,000	\$500.00	104	\$25,000	\$5,000	\$50.00

CLASS V (Summer Students of a Participating Municipality)

Per Month Rate

On Duty	0	\$100,000	\$500.00	52	\$25,000	\$5,000	\$10.00
Total # of Months			0				

CLASS VI (Town Police Officers of a Participating Municipality)

On Duty	0	\$100,000	\$500.00	52	\$25,000	\$5,000	\$148.00
---------	---	-----------	----------	----	----------	---------	----------

CLASS VII (All Search and Rescue Volunteers of a Participating Municipality)

On Duty	0	\$100,000	\$500.00	104	\$25,000	\$5,000	\$25.00
---------	---	-----------	----------	-----	----------	---------	---------

In consideration of the payment of additional **\$308.00**, this certificate is effective from December 31, 2024 to December 31, 2025. Aggregate Limit of Liability \$2,500,000.00/Accident

Attached to and forming a part of Policy Number SRG 9427279

Authorized Representative:

VILLAGE OF
North Portal

BYLAW NO. 2025-01

A BYLAW OF THE VILLAGE OF NORTH PORTAL TO FIX THE RATES TO BE CHARGED FOR THE USE AND CONSUMPTION OF WATER AND TO FIX THE RATES TO BE CHARGED BY WAY OF RENT OR SERVICE CHARGE FOR THE USE OF SEWER

COUNCIL of the Village of North Portal, in the Province of Saskatchewan, enacts as follows:

1. The charges to be paid by the water consumer whose water service has been turned on shall be those set out in Schedule "A" attached; provided, however, that the minimum shall be payable in every case whether or not any water is consumed, at council's discretion.
2. Persons who own or occupy premises drained or that are by bylaw required to be drained into the sewer shall pay for such services a rental rate or service charge in accordance with Schedule "A" attached.
3. Every customer shall pay a quarterly maintenance/reconstruction fee as set out in Schedule "A" attached.
4. Accounts for water service and/or sewer service shall cover a period of **three** successive months, and shall be rendered on or before the first day of the month next following such period. Accounts shall be paid within a period of ninety (90) days from the date on which such accounts are rendered. If an account is not paid within the period of ninety (90) days, the water service may be cut off. When the water service is cut off, it shall not be turned on until all arrears have been paid, together with a fee of **\$50** to cover the expenses of turning off the water and turning it on again; provided that if it is required to turn on the water service during regular working hours otherwise, the fee shall be **\$100**.
5. Bylaws No. 2015-01 and 2015-02 are repealed.

THE rates, charges, tolls or rents contained in this bylaw shall come into force and take effect on the day of approval being issued by the Saskatchewan Municipal Board.


Mayor




Administrator

Certified a true copy of Bylaw No. 2025-01
adopted by resolution of Council
on the 20th day of February, 2025.


Administrator

VILLAGE OF
North Portal

Village OF North Portal
SCHEDULE "A"
TO BYLAW NO. 2025-01

QUARTERLY METERED UTILITY RATES

Water Rates	
Minimum up to 1500 Gallons	\$75.61
1501 to 9000 Gallons	\$7.75
9000 to 15,000 Gallons	\$9.69
15,001 Gallons and over	\$16.15
Sewer Rates (based on water consumption)	
Minimum up to 15,000 Gallons	\$75.61
15,000 Gallons and over	\$2.42
Waterworks Maintenance Fee	
Residential	\$24.23
Commercial	\$48.46

To whom it may concern,

My name is Daniel Giesen and Shirley Giesen is my mother who I'm sure you know used to reside at 212 Park Ave. I am writing this letter regarding the balance that is currently owed on the property taxes at said address.

Shirley has recently moved in with my family and I, and I have begun helping her with her finances as she has been struggling with the slow progression of dementia in the last few years. This is why the taxes have gone unpaid and why there has been no communication for some time from her. She simply just forgot about it and with the mail going to the wrong address it wasn't until I brought it up much later that she realized it had been left unattended. At this point she is just extremely embarrassed about this as her whole life she has been a person to pay her bills on time and on behalf of her I would like to extend an apology for this. I see now that I maybe should've begun helping with this responsibility sooner and for that I apologize as well but to be honest it has been difficult to find the line of when to help and when to leave my mother with her dignity and independence.

With all that said, I would like to ask if a portion of the property taxes and/or interest could be forgiven from this balance. I'm not 100% sure how much to ask for forgiveness for as it's not 100% clear to me what is owed for what time periods. The reason I am asking this is that for the past two plus years there has not been a renter residing at 212 Park Ave. The water has been shut off during this time and no one has been using the garbage services, sewer services or the snow removal services that I understand to be part of what is included in the property taxes.

Of course, these things should have been communicated a long time ago and a new agreement maybe could have been agreed upon at that time. Regardless, here we are, and I appreciate your grace and patience on the matter.

In addition to this, I feel I should notify you that we have the intention to either sell the property, have the trailer moved off the property to a different location nearer to us or dismantle the trailer of what's valuable and have what remains demolished and removed. If we are unable to sell, which seems like the most likely outcome at this point, and we do end up moving or dismantling the trailer I assume I will have the town's cooperation on the matter. If we do move or dismantle the trailer it is also our intention to gift the land back to the town if you would allow that. My mother cannot afford the expense of the property taxes forever for a property that she is very unlikely to sell in her lifetime and cannot seem to rent for a reasonable rent.

My mother and I will await your decision regarding the property taxes in arrears. If you have any questions or concerns regarding this or our future plans with the property, please do not hesitate to contact myself at d.giesen89@gmail.com

Thank you again for your time and patience on this matter.

Daniel Giesen

February 4, 2025

RE: Introduction of South East Sport, Culture & Recreation District (SESCRD)

Dear Council Members and Staff,

I would like to take this opportunity to introduce the *South East Sport, Culture & Recreation District (SESCRD)* to your newly elected council. SESC RD is one of seven (7) districts in the province and is dedicated to supporting communities in the southeast region with the development and delivery of sport, culture, and recreation programs that enhance the quality of life for all residents. We are funded by the Saskatchewan Lotteries Trust Fund and work in partnership with Saskatchewan Parks & Recreation Association, SaskCulture, and SaskSport.

Our programs and services are designed to build the capacity of local communities to offer quality programs, events, and activities. We connect local sport clubs, recreation boards, and cultural groups to funding opportunities, grants, resources, and training. Volunteers are the backbone of service delivery in rural areas, and much of our work is focused on supporting these vital groups—whether it's your museum, rink, community hall, or arts council.

With staff based in Weyburn and Estevan, we are available to meet with representatives from your council, staff, or committees to discuss how we can assist your community. As an information hub for sport, culture, and recreation, we are here to inform, inspire, and collaborate with you.

We respectfully request the following:

1. That this letter be included on the agenda for your next Council meeting.
2. That you consider scheduling a short presentation from our staff (either virtually or in person) to learn more about our free services and how we can support your sport, culture, and recreation groups and leaders.

Feel free to explore us more on our website at southeastdistrict.ca.

If you have any questions or would like to book a presentation/meeting with us, contact me, Joni Hagen, at 306.897.5452, or email ed@southeastdistrict.ca.
Our team looks forward to seeing you soon!

Sincerely,



Joni Hagen
Executive Director



Portal Municipal Gas Company Canada Inc.

City of Portal | 25 Railway Avenue | PO Box 37 | Portal, ND 58772 | cityofportal@nccray.com

January 5, 2025

***Via Email
Original by Mail***

Village of North Portal
Attn: Lindsay Davis, Administrator
Box 119
North Portal, SK S0C 1W0
Email: villagen@sasktel.net

Dear Interested Party:

RE: Portal Municipal Gas Company Canada Inc. Abandonment Project Information Package

Portal Municipal Gas Company Canada Inc. ("PMGC"), would like to share information regarding a proposed abandonment project in your area.

On February 4th, 2025, PMGC submitted an Application regarding a proposed gas pipeline abandonment project.

PMGC is proposing to abandon via removal a small section of 88.9 mm O.D. (NPS 3-inch) polyethylene natural gas pipeline ("PMGC Pipeline"), spanning just 0.0043 km in North Portal, Saskatchewan, ending at a point located on the Canada-US border.

The PMGC Pipeline exists only to export gas from Canada to serve the citizens and businesses of Portal, North Dakota. In coordination with the construction of a new gas distribution pipeline that will operate solely within the United States and serve Portal, North Dakota, the PMGC Pipeline will no longer be required and will be abandoned.

The attached Project Overview map provides additional details.

The Application is currently being assessed by the Canada Energy Regulator (the "Commission" or "CER").

All application materials to date can be seen at: <https://apps.cer-rec.gc.ca/REGDOCS/Item/Filing/C33303>.

Or

Go to the CER website at <http://www.cer-rec.gc.ca/> click on "Applications & Hearings" under the heading "View Regulatory Documents, enter the Document Number "C33303", and click on "Go".

SaskEnergy Incorporated is providing abandonment related services for the project. If you have any concerns or would like any additional information on the abandonment project, please feel free to contact:

SaskEnergy Incorporated
306-750-3002
gdaviduk@saskenergy.com

If you prefer to contact PMGC directly, PMGC can be contacted at:

701-926-3601
cityofportal@nccray.com


The Commission is the final decision-maker on this Project under the *Canadian Energy Regulator Act*. The Commission will decide whether to approve or deny the Application by weighing both the positive and negative impacts of the Application. Should the Application be approved, conditions may be imposed to mitigate or eliminate any negative impacts.

For more information on contacting the CER, opposing the abandonment application, dispute resolution, or Crown consultation, please find enclosed a Notice of Proposed Abandonment, and correspondence from the CER outlining the Canada Energy Regulator Approach to Crown Consultation.

To meet required timelines, we ask that any comments regarding this abandonment project be received within 30 days of the date of this letter.

Sincerely,

PORTAL MUNICIPAL GAS COMPANY CANADA INC.

A handwritten signature in black ink, appearing to read 'Kenneth Evenson', is written over a horizontal line.

Kenneth Evenson, President

Accountable Officer of Portal Municipal Gas Company Canada Inc.

