

FL200-SERIES

Submersible Effluent Pumps

Liberty Pumps®

A Family and Employee Owned Company


2 hp

1-1/2" or 2" Discharge

Flange Mounted

Features

- 3/4" solids handling
- Heavy cast iron construction
- Semi-open cast iron impeller
- Stainless steel rotor shaft
- Dual shaft seals
- Single float switch, mercury free level control
- Additional mounting clamp provided for optional float switch mounting to pipe
- Fully adjustable pumping range
- 2" FNPT threaded discharge with 1-1/2" FNPT flange provided
- Quick-connect power cord 25' length standard
- Available in automatic and manual models



Dual Sized Discharge
1-1/2" or 2"



innovate. evolve.

FL200-Series

External Construction

Pump volute, legs, and motor cover – class 25 gray cast iron. All castings shall be powder coated for corrosion resistance prior to assembly.

Motor

Submersible 3450 RPM, oil-filled and hermetically sealed. Class B insulation rating. 303 stainless steel rotor shaft. Thermal protection on 1-phase models. 3-phase models shall have overloads incorporated into the control panel, properly sized for the horsepower and amperage of the pump.

Impeller

Semi-open design. Cast iron construction.

Dual Shaft Seals

FL200-Series feature upper unitized silicon carbide and lower Viton® double lip.

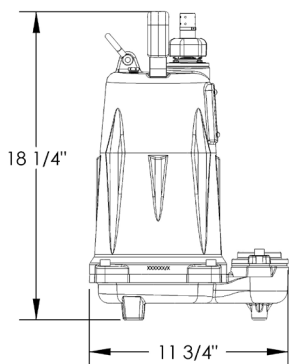
Fasteners

All fasteners shall be 300 series stainless steel.

Power Cord

25' length standard. Quick-connect design allows easy field replacement (35' and 50' available).

Dimensions



Level Control

The pump shall be controlled by a wide angle mechanical float switch sealed in a PVC housing. The float switch shall have a series plug for manual by-pass operation.

A water-stop seal shall be incorporated into the cord entry to eliminate potential water wicking into the float switch.

An adjustable clamp is provided for optional pipe mounting of the float switch.

Discharge

2" FNPT with 1-1/2" FNPT cast iron flange provided

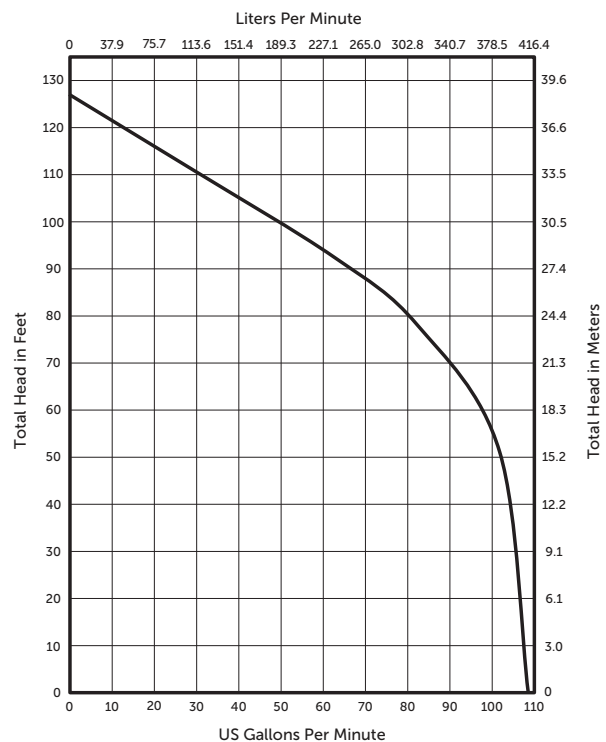
Maximum Fluid Temperature

104°F (40°C) Continuous Duty

140°F (60°C) Intermittent

Performance Curve

60 Hz, 3450 RPM



All Models

MODEL	HP	VOLTS	PHASE	AMPS	DISCHARGE	AUTOMATIC	CORD LENGTH	WEIGHT
FL202M-2	2	208-230	1	15	1-1/2" & 2"	No	25'	82 lbs
FL202A-2	2	208-230	1	15	1-1/2" & 2"	Yes	25'	83 lbs
FL203M-2	2	208/230	3	11.4	1-1/2" & 2"	No	25'	82 lbs
FL204M-2	2	440-480	3	5.7	1-1/2" & 2"	No	25'	82 lbs
FL205M-2	2	575	3	4.9	1-1/2" & 2"	No	25'	82 lbs

NOTE: 3-phase models require a control panel for automatic operation. See control panel literature for complete specifications on panels. 35' and 50' cord options available on 3-phase models. Add "-3" suffix or "-5" suffix to model number. Example: FL203M-3 for 35' cord, FL203M-5 for 50' cord.

Specifications subject to change without notice.

Copyright © Liberty Pumps, Inc. 2019 All rights reserved. LLIT006771-R08/19

Liberty Pumps - 7000 Apple Tree Avenue - Bergen, New York 14416
Phone 800-543-2550 - Fax 585-494-1839 - www.LibertyPumps.com