



## ***Surveyors Equipment Catalog 2025***



**Connect  
with us.**



Consultancy Services  
**legal.bic@outlook.in**



Contractors/Vendors  
**bicpl@outlook.in**



Careers  
**hr.bicpl@outlook.in**



Call us  
**+91 11-40072811**



## TOPOGRAPHIC SURVEYING EQUIPMENT



ANGLE MEASURING | LEVELING | PIPE LAYING | CHECKING ELEVATIONS | SETTING GRADE  
ACCESSORIES | HORIZONTAL/VERTICAL LAYOUT | INTERIOR LAYOUT

### Topcon RLH4C Laser Level

An all-in-one laser, the Topcon RL-H4C rotary laser level offers an operating range of 2,600 ft diameter with high accuracy, accurate to  $\pm 10$  arc seconds, that's  $1/16"$  at 100' and steep matching slopes. It is a great Laser Level for machine control, or checking grade, use for general construction, site preparation, concrete, grade checking.



#### Specifications

Accuracy	Horizontal $\pm 10$ arc sec
Self leveling range	Horizontal $\pm 5^\circ$
Working area	2,600' (800m)
Rotation speed	600 rpm
Dust and water protection	IP66
Operating time	Alkaline: 100 hrs/ Ni-Mh: 60 hrs
Operating temperature	$-4^\circ\text{F}$ to $+122^\circ\text{F}$ ( $-20^\circ\text{C}$ to $+50^\circ\text{C}$ )
Size (H x W x L)	216.5 x 195.6 x 177mm



RLH4C4B/5B

### Topcon Tri-Pods

TP-110/TP-100 - Tripod for a theodolite level with a detachable basement.

Model	TP-110	TP-100
Center Pin Size	5/8"	5/8"
Shape of Tripod Head	Flat	Flat
Expanded Length (mm)	1,710	1,650
Retracted Length (mm)	1,010	1,000
Mass (kg)	4.0	3.7



TP-110



TP-100



## Topcon Taurus 2LS Rotating Laser

The Topcon Taurus is the perfect laser for all of your general purpose construction applications. Hit the power button and get to work in seconds. The Taurus is the perfect tool for quick and accurate grading and excavation work. This self-leveling laser makes every job faster and easier. From checking grades and excavations, to setting forms for concrete, to general building, Taurus makes it easy.



### Specifications

Accuracy	±2mm over 20m
Automatic Correction Range	±3°
Operating range (diameter)	Approx. 4m to 300m with LS-1
Rotation speed	600 rpm
Laser source	Laser diode (635nm)
Laser output	2.4mW
Water and dust resistance	IP56
Operating temperature	-20° to +50°
Power supply	4x C size dry cells (alkaline)
Operating time	Approx. 60 hours
Weight	2kg (including batteries)
Dimensions	167 x 192.5 x 189mm



Taurus 2LS

## MEASURING TOOLS



## Topcon TP-L4B Pipe Laser

Topcon's TP-L4B is the perfect entry-level utility laser for those in search of high accuracy and great features at an economical price. The TP-L4B provides automatic line centering and grade zeroing, along with the incredible accuracy you expect in a Topcon pipe laser, all with a bright, perfectly round red beam.

TP-L4B features include:


- Automatic line centering and grade zeroing.
- Bright, easy-to-read rear display.
- World's Best long-range spot quality.
- RC-200 radio remote for complete control of All metal, waterproof housing so you know it'll survive even under the toughest conditions.



TP-L4B

## Topcon Leo3 Laser Level

The Leo3 is a 3-line laser line. The two vertical laser lines that contradict each other can be turned easily angled corners. This is ideal for the placement of walls and walls. Also ideal is the tile work all kinds. By automatically leveling pendulum mechanism, leveling the 2LS Leo 3 automatically quickly and accurately.



### Specifications


Accuracy	3 mm / 10 meter
Range	25 meters *
Range with receiver	50 meters*
Laser Lines	1x horizontal/ vertical 2x/ 1x perpendicular
Laser diode	Class 2
Leveling range	3 degrees
Protection	IP54
Connection	5/8 "
Dimensions LxWxH	175 x 120 x 120 mm



Leo3

## Topcon RLVH4DR-GC Laser Level

The Topcon RL-VH4 series laser level provide fast, superior leveling and visibility for interior and general contractor's. The Topcon RL-VH4 Series Laser Levels are up to four times more visible with twice the operating time. It's an unbeatable combination.



### Specifications

Accuracy	±1/8" at 100'
Working range with detector (diameter)	2000'
Beam type	635 nm red
Laser class	3R
Rotating speed	0-300 rpm
Water-dust proof	IP 54
Scanning width	180 degrees
Battery Power with Alkaline	90hr
Battery Power with Rechargeable Ni-MH	BT-63Q 27hr
Weight	2.2 kg
Dimensions	182 x 167 x 240mm





RLVH4DR-GC



## Topcon Auto Level ATB4 24X

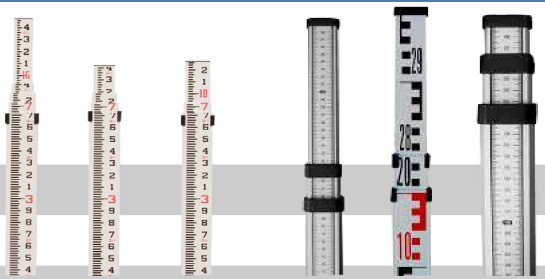

The Topcon AT B4 Automatic Level enables surveyors, builders and civil engineers to take highly accurate horizontal plane and angle measurements. It features 24x magnification and superior telescope design that provides clear and bright view. With 1/16 inch accuracy and a built-in compensator, this optical instrument ensures precise leveling even when working near heavy equipment or busy highways.



Specifications		 ATB4 24X
Length	215mm (8.46 in.)	
Magnification	24X	
Objective Aperture	32mm (1.26 in.)	
Resolving Power	4 in.	
Field of View	1°25' (at 100m/328ft.) (2.5m/8.2 ft.)	
Min. Focus from end of telescope	0.2m (7.9 in.)	
Min. Focus from instrument center	0.3m (1 ft.)	
Image	Erect	
Stadia Constant	0	
Stadia Ratio	100	
Focusing Knob	1-speed	
Sighting Aid	Gun Sight	
Accuracy without Micrometer	2.0mm (0.08 in.)	
Accuracy with Micrometer	n/a	

## Topcon Accessories - Survey Rods / Receiver

These Rod's have sharply defined characters and graduations that can easily be read in any lighting. These leading edge Telescopic Grade Rod is ideal for surveying, plot mapping, building, planning, grading and leveling.

Description	Model #	 Fiberglass      Aluminum
Rod 25' in Inches Fiberglass	807338	
Rod 25' in 10ths Fiberglass	807348	
Rod 13' in 10ths Aluminum	807397	
Rod 13' in Inches Aluminum	807398	 LS80L Reciever & Holder
Reciever	LS80L	
Reciever Holder	N/A	

Using a LS-80 laser receiver/detector in conjunction with a Rotating Laser allows one person to do the work of two.

## Measuring Tools



POINT TO POINT LASERS | CONTINUOUS LINE LASERS | ROTARY LASERS  
ACCESSORIES | HORIZONTAL/VERTICAL LAYOUT | INTERIOR LAYOUT

### Pacific Laser Systems PLS-3

The Pacific Laser Systems PLS 3 Handheld Laser provides 3-beam plumb and level, and point-to-point laser alignment, allowing you to lay out reference points faster than traditional, labor-intensive construction levels.



#### Specifications

Leveling Type	self 3 1/4 in. at
Beam (Qty)	100ft 100 100
Accuracy	6°
Interior Range (ft)	30hrs (AA) 1 1/2 x 4
Exterior Range (ft)	1/2 x 3 1/8
Self Leveling Range	
Battery Life	
Dimensions (L x W x H)	



PLS3

With a PLS laser and a little thought you can reduce your layout time dramatically. Use your PLS 3 to determine reference points and lines down and up for each light, per dimensioned plans. Install conduit, raceways, fixtures, and more.



## Pacific Laser Systems PLS-5

The industry standard for plumb, level and square layout. The PLS 5 has been the essential layout tool for commercial drywall, glazier, framing and industrial contractors since 1995.



### Specifications

Working Range	+/- 100 Feet (30 meters)
Accuracy (all beams)	+/- 1/8 inch @ 100 Feet +/- 3mm @ 30 Meters
Leveling	Automatic
Leveling Range	6 Degrees
Power Supply	3 "AA" Batteries
Operating Time	+ 30 Hrs. continuous
Dimensions	2" x 4" x 4 3/4"
Weight	1.13 lbs. (.52 kg.)



PLSP3LS5

Class II Laser Product

## Pacific Laser Systems PLS-5X System

The industry standard for plumb, level and square layout. The PLS 5 has been the essential layout tool for commercial drywall, glazier, framing and industrial contractors since 1995.




### Specifications

Working Range	+/- 100 Feet (30 meters)
Accuracy (all beams)	+/- 1/8 inch @ 100 Feet +/- 3mm @ 30 Meters
Leveling: Automatic Leveling Range	6°
Power Supply	3 (AAA)
Batteries Operating Time	30+hrs
Weight	1.13 lbs.



With a PLS laser and a little thought you can reduce your layout time dramatically. Use your PLS 5 to determine reference points and lines down and up for each light, per dimensioned plans. Install conduit, raceways, textures, and more.



PLS5-5X



## Pacific Laser HVR-500 Package

The PLS HVR 505R is a compact, mid range laser designed for light commercial, residential, and remodeling projects. Horizontal and vertical applications. This rotary laser is ideal for mid-range outdoor horizontal and vertical layout, as well as interior acoustic ceiling and drywall installation.



Specifications	+/- 500 Feet Radius (152 meters Radius)
Working Range	5°
Accuracy (all beams)	+/- 1/8 inch @ 100 Feet (3mm @ 30 meters)
Power Supply	NIMH Rechargeable Batteries and Alkaline Battery Pack
Dimensions	7.5 inch x 8 inch x 6 inch

Class II Laser Product



HVR-500

## Pacific Laser HVR-1000 Package

The PLS HVR1000 long range rotary laser that has horizontal and vertical capabilities and has a usable diameter of 2,000 feet with 3 rotating speeds and 3 scan modes. The PLS HVR1000 is versatile for mid and long range layouts with an accuracy of 1/10 inch at 100 feet.



Specifications	
Working Range	1,000 Feet
Accuracy (all beams)	+/- 1/10 Inch @ 100 Feet
Maximum Indoor Visibility	1,000 Feet
Leveling Range	+/- 5 Degrees
Display Angle	360°
Operating Time	30+hours
Power Supply	Ni-Cad Rechargeable

Class III Laser Product




HVR-100

## Engineering Field Book

Hard cover field books are weatherproof and durable even when wet. Books contains 160 pages (80 Sheets) plus include an index of table formulas for slope staking, right angles, curves, conversions, trig, rods, links, and more.

Pentax Engineers Field Book



## Marking Tools



SURVEYORS TAPE | SURVEYORS MARKING FLAGS | MARKING PAINT

### Survey Stakes


OAK	8 IN	(25 BDL)
OAK	18 IN	(50 BDL)
OAK	24 IN	(50 BDL)
OAK	28 IN	(50 BDL)
OAK	36 IN	(50 BDL)
OAK	148 IN	(25 BDL)
OAK	5 FT	(25 BDL)
OAK	6 FT	(25 BDL)



Survey grade stakes.

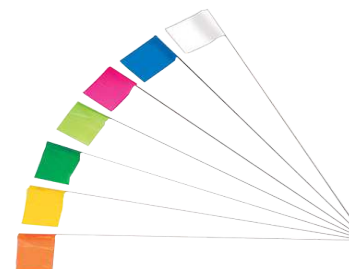
### Survey Tacks

GALVANIZED	#14	1LB Box
------------	-----	---------



### Survey Marking Flag

15901	BLUE
15901	RED
15901	WHITE
15901	GLO-ORANGE
15901	GREEN
15901	YELLOW



## Surveyors Tape

VINYL	300FT	BLUE
VINYL	150FT	BLUE-GLO
VINYL	300FT	GREEN
VINYL	300FT	ORANGE
VINYL	150FT	ORANG-GLO
VINYL	150FT	PINK- GLO
VINYL	300FT	RED
VINYL	300FT	WHITE
VINYL	300FT	YELLOW
VINYL	300FT	CHARTREUS
VINYL	150FT	RED - GLO
VINYL	150FT	LIME- GLO



Standard



Flourescent

## Inverted Tip Marking Paint

SEYMOUR BRAND Stripe Inverted Tip Fluorescent Paint Spray Through Cap  
VOC Compliant - Waterbased. Available in 16 & 20 ounce cans.

Inverted Tip	16oz	White
Inverted Tip	16oz	Precaution Blue
Inverted Tip	16oz	Alert Orange
Inverted Tip	16oz	Flour Green
Inverted Tip	16oz	Safety Red
Inverted Tip	16oz	Hi Viz Yellow
Inverted Tip	16oz	Hot Pink
Inverted Tip	16oz	Red-Or. Fluorescent
Inverted Tip	20oz	Safety Green
Inverted Tip	20oz	Hi Viz Yellow
Inverted Tip	20oz	White
Inverted Tip	20oz	Precaution Blue
Inverted Tip	20oz	Black Asphalt
Inverted Tip	20oz	Red-Or. Fluorescent
Inverted Tip	20oz	Green Fluorescent
Inverted Tip	20oz	Yellow
Inverted Tip	20oz	Pink Fluorescent
Seymour	Z-604	Stripe Mark Machine
Seymour	Z-606	33" Stripe Wand



Z-604



Z-606



## Measuring Tools



## MEASURING WHEELS



### Keson RR30 Measuring Wheel

#### Kesonite Wheels (Made of Kesonite)

There are inherent vulnerabilities of die cast and metal spoked wheels. Everyday use requires that a wheel handle some rough treatment without dents and without bending. Not all wheels are up to this. Our solution? Invent a new material. Kesonite is a strong, dense metal/resin composite. It holds its shape better than metal and it's stronger than a spoked or die cast wheel. The weight of the wheel makes it easier to use and more accurate on rough terrain.

#### EASY-READ, MAGNIFIED COUNTER

5-digit, easy-read, magnified counter measures 9,999 feet, 11 inches (9,999.9 ft. on the engineers' models and 9,999.9 meters on metric).

#### 3-PC. PISTOL GRIP HANDLE

Telescopes down to a more compact 23 inches for ease of transport and more compact storage.



MODEL	UNITS	DIA.	CIRC.	SPECIAL FEATURES
RR30	ft./in.	11-1/2 in.	3 ft.	Increased strength & weight

## MEASURING WHEELS

### Keson RR182 Measuring Wheel

#### Dual Wheel

Keson has patented a raised reset button that enables you to re-set the counter with your foot. We have improved the supporting structure around the reset so that it can handle foot taps to zero the counter.

The dual wheel provides greater stability when measuring, making it easier to maintain a straight line as you walk.

The handle telescopes from 20 inches ( ts into a toolbox or brief-case) up to 42 inches.



MODEL	UNITS	DIA.	CIRC.	SPECIAL FEATURES
RR182	ft./in.	4 in.	1 ft.	Dual-wheel stability

### Keson MP401/MP301 Measuring Wheel

#### METAL PROFESSIONAL SPOKED WHEELS

MP401 - The 4-foot circumference wheel levels out uneven ground by spanning divets that smaller wheels would dip into. The wheel's size enables it to roll and register feet clicks at the best pace in the industry.

MP301- This slightly more compact wheel is a little lower in price without compromising any durability.



MODEL	UNITS	DIA.	15-	CIRC.	SPECIAL FEATURES
MP401	ft.	1/2 in.		4 ft.	Metal Spoked Wheels
MP301	ft.	11-1/2 in.		3 ft.	Metal Spoked Wheels
MP401E	ft.	11-1/2 in.		4 ft.	Elec tronic



BHARAT INTERNATIONAL  
CORPORATE PVT. LTD.  
U42909DL2024PTC429269

**Description:**