

ENTRANT # _____

DIVISION: _____

CATEGORY _____

DESCRIPTION: _____

1

2

3

M

NAME: _____

PHONE # (____) _____

GOURD IS NOT FOR SALE _____

GOURD IS FOR SALE # _____

PERMISSION TO MOVE GOURD TO A CORRECT CATEGORY YES___ NO___


PICK UP TAG - keep this portion

NAME: _____

ENTRANT # _____

DIVISION: _____

CATEGORY _____



ENTRANT # _____

DIVISION: _____

CATEGORY _____

DESCRIPTION: _____

1

2

3

M

NAME: _____

PHONE # (____) _____

GOURD IS NOT FOR SALE _____

GOURD IS FOR SALE # _____

PERMISSION TO MOVE GOURD TO A CORRECT CATEGORY YES___ NO___


PICK UP TAG - keep this portion

NAME: _____

ENTRANT # _____

DIVISION: _____

CATEGORY _____



ENTRANT # _____

DIVISION: _____

CATEGORY _____

DESCRIPTION: _____

1

2

3

M

NAME: _____

PHONE # (____) _____

GOURD IS NOT FOR SALE _____

GOURD IS FOR SALE # _____

PERMISSION TO MOVE GOURD TO A CORRECT CATEGORY YES___ NO___


PICK UP TAG - keep this portion

NAME: _____

ENTRANT # _____

DIVISION: _____

CATEGORY _____



ENTRANT # _____

DIVISION: _____

CATEGORY _____

DESCRIPTION: _____

1

2

3

M

NAME: _____

PHONE # (____) _____

GOURD IS NOT FOR SALE _____

GOURD IS FOR SALE # _____

PERMISSION TO MOVE GOURD TO A CORRECT CATEGORY YES___ NO___


PICK UP TAG - keep this portion

NAME: _____

ENTRANT # _____

DIVISION: _____

CATEGORY _____



ENTRANT # _____

DIVISION: _____

CATEGORY _____

DESCRIPTION: _____

1

2

3

M

NAME: _____

PHONE # (____) _____

GOURD IS NOT FOR SALE _____

GOURD IS FOR SALE # _____

PERMISSION TO MOVE GOURD TO A CORRECT CATEGORY YES___ NO___


PICK UP TAG - keep this portion

NAME: _____

ENTRANT # _____

DIVISION: _____

CATEGORY _____



ENTRANT # _____

DIVISION: _____

CATEGORY _____

DESCRIPTION: _____

1

2

3

M

NAME: _____

PHONE # (____) _____

GOURD IS NOT FOR SALE _____

GOURD IS FOR SALE # _____

PERMISSION TO MOVE GOURD TO A CORRECT CATEGORY YES___ NO___

PICK UP TAG - keep this portion

NAME: _____

ENTRANT # _____

DIVISION: _____

CATEGORY _____

- MUST BE PRINTED ON WHITE CARD STOCK PAPER.
- Use hole Punch to punch top hole only, attach to gourd using thin white string. Tape may be applied if necessary.
- Fill in tag completely before arriving. Phone # should be a number you can be reached at during the show.
- Entrant number will be assigned upon check in. You will need the bottom tab to pick up gourds at end of show.
- Division: I = Dried II = Junior Crafted III = adult novice skill level IV = MASTER TECHNIQUES
- V = Adult Master Skill Level VI = Adult Special Exhibition
- Category: individual categories.
- Description of gourd: ex: Eagle Design on bowl plus feathers
- GOURD IS FOR SALE: Mark an "X" if not for sale or the price if for sale. All sales must go through the exhibit chairperson.
- GOURD PLACED IN WRONG CATEGORIES WILL ONLY BE MOVED BY A JUDGE/CLERK IF THE "YES" LINE IS CHECKED.