


FWDP Newsletter

Volume 40 Issue 4 April 2025

Fort Worth Decorative Painters Celebrating 40 Years



Greetings fellow painters. Wow, how time flies. It is hard to believe it's already April and Easter is around the corner. We've had a lot of great programs thus far and many more to come. This month we have another pencil and ink project. This one is of a Christmas Santa. In May we have a Saturday special with Beth's paper clay Santa. Don't forget to sign up and pay at this month's meeting. See the newsletter for more details. Hope everyone is working on their greeting cards that Jan handed out. If you have finished them, don't forget to bring them back to Jan and pick up some more. If you are wanting to participate, it's not too late; see Jan for cards and information. The board has been working hard on the planning for a seminar or two; more details to come shortly. Be on the lookout. Hopefully, you are enjoying more painting time at our meetings. Remember to let a board member know if you would like something brought up for discussion at the meeting. We want you to have more painting time, but we also want to address any ideas, concerns, or address any clarification that you may want or need. I hope everyone has a happy Easter with their family and friends. We look forward to seeing you at our April meeting. Until then, happy painting.

Dora, 2025 President

LEMON CAKE WITH BLUEBERRIES

You will need: one lemon cake mix, one can of Sprite, two eggs and one can of blueberry

pie filling (20oz). You will also need some 10X sugar for an icing glaze.

Grease and flour a sheet cake (9X13) pan, pour the blueberry pie filling in the bottom and set aside. Preheat the oven to 350 degrees.

In a large bowl, mix the cake mix, Sprite and two eggs together. Pour over the blueberry pie filling. Bake for 30-35 min or until the cake is done.

When cool, mix some water and 10X sugar to make a thin glaze and pour over the top.

This was served at a Saturday Special

So easy and tastes so good,

Louise





This year's **2025 board** is as follows:

President--Dora Jodoin
 VP Programs-President Elect--Linda McDonald
 VP Membership--Sharlene King
 Treasurer--Louise Smith
 Secretary--Peggy Thomas

March
 Trading
 Cards

This year's **2025 Committee Chairs** are as follows:

Newsletter--Nancy Genetti
 Saturday Specials--Dusti Dancer
 Seminars--Nancy Genetti
 Raffle--TBD pending confirmation
 Service Project--Jan Park
 Sunshine--Becky Reed
 Publicity/Website--Suzane Godley
 Hospitality--Sue Davis
 Nominating Committee--TBD



Trading Card Reminders--May

Our next proposed trading card swap for our May meeting will have a theme of Spring.

Saturday Specials

We had our first Special of the year on the 1st of March and it was a hit! If you missed it, we missed you!

Our next three Specials are as follows. Mark your calendars, because you don't want to miss the fun!

- 1) May 10th 2025 Beth will teach the Paper Clay Santa (we will do the clay part Saturday and paint him at the meeting.)
- 2) July 12th 2025 Linda will teach the Chickadees
- 3) September 13th 2025 This will be a UFO Day!

Mark your calendars, bring a friend, and come join us! We always have a great time!

Dusti

Raffle

Greetings ladies! Those of you that are signed up for the April raffle are as follows:

Louise Smith

Nancy Genetti

Sharon Thompson

Beth Stodieck

If you are unable to attend please make arrangements to switch with someone.

For May we have Jan Park, Linda McDonald, and Louise Smith signed up. We need one more for May and then the year will be covered.

Thank you for signing up to bring items!

Janis and Dusti

APRIL HOSPITALITY IS PROVIDED BY:

Non sweet - Becky Reed and Louise Smith

Sweet - Connie Alexander and Dora

Thanks

Sue

Service Project

Operation Gratitude - operationgratitude.com is the website to get tips for writing a Heartfelt Note to a Military or First Responder. Every Care Package includes multiple notes, letters, cards and colorful drawings to remind those who serve we care. Tips for writing a heartfelt note. **EXPRESS GRATITUDE**; acknowledge their selfless service, dedication and sacrifice. **KEEP IT TIMELESS** Avoid dating your letters as it may take several months for care packages to be delivered. **STAY INCLUSIVE** Refrain from discussing politics or excessive religious content, though mentioning that you are praying for them is appreciated. **MAKE IT PERSONAL** Share a bit about yourself. **FOR ADULTS** (over 18) feel free to include your contact information (mail or email) if you'd like to give them an option to reply.

Not sure what to say. Even a simple Thank You means the world to those who serve. A colorful drawing or painting can also brighten their day - just add a short note to explain the artwork. Important reminder All letters go through a screen process before they are sent, therefore envelopes are not needed.

Hugs for Soldiers - hugsforsoldiers.org - The instructions are very similar to the above. Please do not use glitter or confetti or any product that could come loose when we open the box or envelop.

I encourage you all to look up the websites and see more inclusive tips.

Jan Park

New



New

SOMETHING NEW!
PLACE YOUR AD IN THE NEWSLETTER
 Approximate size: 2" x 3"

**You can advertise items for sale....wish someone a special birthday.....congratulate someone,,,,,
 \$5.00 per ad**

**Give money to Nancy along with your ad or
 use Zelle to go to the Treasurer**

Kathi Hanson Seminar

June 28-29, 2025

Please review the projects below before the April meeting. We will vote on one watercolor pencil project and one graphite pencil piece. Try to think in terms of what you can learn from Kathi, especially values. Not only will you learn a lot she is a fun teacher.


Please to come to meeting ready to vote for one graphite project and one watercolor pencil class. If you plan on attending the seminar. Kathi will have supply kits at wholesale prices or you can obtain your own supplies from her list. Will have prices on these at the meeting to be ordered.



1 Poinsettia (WC pencil)



2 Cherry Blossome (WC pencil)



3 Rose (graphite pencil)



4 Covered Bridge (graphite pencil)

Fort Worth Decorative Painters Meeting

March 17, 2025

The meeting of the Fort Worth Decorative Painters members was called to order at 6:30 pm at the Botanical Research Institute of Texas. Those in attendance were Dora Jodoin, Louise Smith, Sharlene King, Jan Park, Peggy Thomas, Juanita Munoz, Becky Reed, LaRue Hughes, Janis Briggs, Sue Davis, Judy Wallis, Sharon Thompson, Sheryl Jonesa Dusti Dancer.

Motion was made to accept the minutes of the previous meeting by Dusti Dancer and it was seconded by Sue Davis.

Treasurer: Louise Smith reported the balance of the checking account.

Programs: Dora Jodoin Tonight Dora will teach a zentangle project and next month she will teach another zentangle project of Santa. The following month Beth Stodieck will teach painting the Santa on an ornament or on the clay project that she will have taught at the next Saturday Special May 10.

Monthly Raffle: Janis Briggs. Tonight's raffle items were brought by Peggy Thomas, LaRue Hughes, Dora Jodoin, and Juanita Munoz.

Service Projects: Jan Park. Jan passed out sheets with suggestions of verbage to write on the cards for distribution to the veterans. So far she has four cards and will accumulate more until she has 15 or more before sending them in.

Hospitality: Sue Davis. For our April meeting, the following are signed up to bring food:

Non-sweets: Becky Reed and Louise Smith

Sweets: Connie Alexander and Dora Jodoin

Newsletter: Nancy Genetti. Newsletter deadline is the first Wed. of the month.

Seminars: Nancy Genetti. It was reported that Nancy is finalizing plans for Kathie Hansen to teach and will bring some projects to the next meeting for us to decide on.

Saturday Specials: Dusti Dancer. We will have three more specials this year. Dora's class was a huge success. It was a lot of fun! Remaining specials are:

May 10 - Beth Stodieck's Clay Santa

July 12 - Linda McDonald's Chickadee painting

September 13 - UFO Day (unfinished objects)

Meeting adjourned at 6:50 PM.

Respectfully submitted, Peggy Thomas

Saturday Special May/May Project

Hey ladies! It's time to roll up your sleeves and dig in..... literally ! We will start this 2 part project at our next Saturday Special and then paint our clay or wood pieces at the May meeting. This is so much fun and once you start playing you'll start finding so many things that could be manipulated using this very user friendly paper clay.

Dusti will have a sign up sheet at the May meeting. Once you have signed up with her I'll give you a list of generic items to bring. I will also sign you up for clay kits which will include clay, storage bag and box, clay tools, etc. at the April meeting. We will have plenty of time to do our entire ornament in class on Saturday. I will bring all kits to the seminar.

If for some reason you can't make it to the April meeting but want to do the clay class, contact Dusti about making arrangements to come to the SS and I'll send you the intro paperwork via email.

For those of you who don't want to work with the clay I will have a pattern and directions in the May newsletter that will allow you to paint the Santa on a flat surface at the May meeting. Those same prep instructions will include paints and other supplies that will be needed for both clay and wood surfaces.

I can't wait to introduce you to this. Dusti, Barb Jones and Prudy Vaneer got me started and I have loved everything I've played with ever since. See you in April!!

Colormebeth@sbcglobal.net
Beth Stodieck

...

Thanks Dora for teaching the beautiful Butterfly in March. I'm sorry I missed it. Can't believe I'm out of town for the Zantangle Santa you are teaching in April. I always find Zentangle rather peaceful in its patterns. I hope everyone in the chapter takes advantage of the Zentangle techniques you are sharing with them. Hey members, draw an outline of something simple, like a flower and leaf. Fill it with Zentangle shapes, or make some up. Have fun Zentangling (is that a word.)

May has another Santa taught by Beth. Remember Beth is sharing the paper clay on the ornament Saturday, May 10th. And everyone can paint the wooden (or clay enhanced) Santa ornament at our meeting in May. Keep those paint brushes moving and bring your pieces to Show and Share!

Linda

Santa Zentangle Project Supplies:

The following supplies will be needed for the Santa Zentangle Project:

Prismacolors:

Chartreuse--#PC989	Apple Green--#PC912	Dark Green--#PC909
Carmine Red--#PC926	Scarlet Lake--#PC923	Crimson Lake--#PC925
White--#PC938		

Pigma Micron Pens:

.005, .01, and .05---Choose the pens in these numbers in black ink.


Drawing Pencils:

4H and 2B

Other Supplies: Blending stump, white eraser, white gelly roll pen by Sakura (optional), soft brush (to dust pencil flakes off paper) and Pencil Sharpener


Paper: 9x12 Bristol Smooth Paper

Transfer pattern lightly onto Bristol Smooth Paper with grey graphite paper. If it is too dark use a kneaded eraser to lighten. The rest of the steps will be done in class. If you bought a kit, this has already been done for you. I still have some paper for sale with the pattern already transferred for you; I will bring them to the meeting. I will also be bringing the patterns to the meeting.





April Meeting





FOOD FOR THOUGHT!

This is too good not to share. I asked a friend who has crossed 70 & is heading towards 80 what sort of changes he is feeling in himself? He sent me the following:

1. After loving my parents, my siblings, my spouse, my children and my friends, I have now started loving myself.
2. I have realized that I am not "Atlas". The world does not rest on my shoulders.
3. I have stopped bargaining with vegetable & fruit vendors. A few pennies more is not going to break me, but it might help the poor fellow save for his daughter's school fees.
4. I leave my waitress a big tip. The extra money might bring a smile to her face. She is toiling much harder for a living than I am.
5. I stopped telling the elderly that they've already told that story many times. The story makes them walk down memory lane & relive their past.
6. I have learned not to correct people even when I know they are wrong. The onus of making everyone perfect is not on me. Peace is more precious than perfection.
7. I give compliments freely & generously. Compliments are a mood enhancer not only for the recipient, but also for me. And a small tip for the recipient of a compliment, never, NEVER turn it down, just say "Thank You."
8. I have learned not to bother about a crease or a spot on my shirt. Personality speaks louder than appearances.
9. I walk away from people who don't value me. They might not know my worth, but I do.
10. I remain cool when someone plays dirty to outrun me in the rat race. I am not a rat & neither am I in any race.
11. I am learning not to be embarrassed by my emotions. It's my emotions that make me human.
12. I have learned that it's better to drop the ego than to break a relationship. My ego will keep me aloof, whereas with relationships, I will never be alone.
13. I have learned to live each day as if it's the last. After all, it might be the last.
14. I am doing what makes me happy. I am responsible for my happiness, and I owe it to myself. Happiness is a choice. You can be happy at any time, just choose to be!

I decided to share this for all my friends. Why do we have to wait to be 60 or 70 or 80, why can't we practice this at any stage and age?

To Check Out:

Facebook page for Artists: Artful Ties

Check out Zoom Classes at *Decorative painters academy*



The company that produced The Decorative Painter, the magazine from The Society of Decorative Painters, and Miho Halsey, who many of you know from The Society of Decorative Painters, have been collaborating on a new magazine just for us decorative artists!

Go to www.artistrytodaymag.com/subscribe to subscribe.



It is so fun to have lots of photos in the newsletter and be able to look back on them. We also put in some very old pictures which are quite fun to see! I would like different members to take photos at the meetings, paint-ins etc. and send to me for the newsletter. It is great to have photos from different members to show different perspectives.



Oklahoma City Painting Palooza

Aug 10—16, 2025

FWDP Meets the Third Monday of February, March, April, May, September, October & November.

January Meeting 4th Monday and the Christmas Party 2nd Monday in December.

At the

Botanical Gardens
3220 Botanic Garden Blvd.
Fort Worth, TX 76107

Fort Worth Decorative Painters

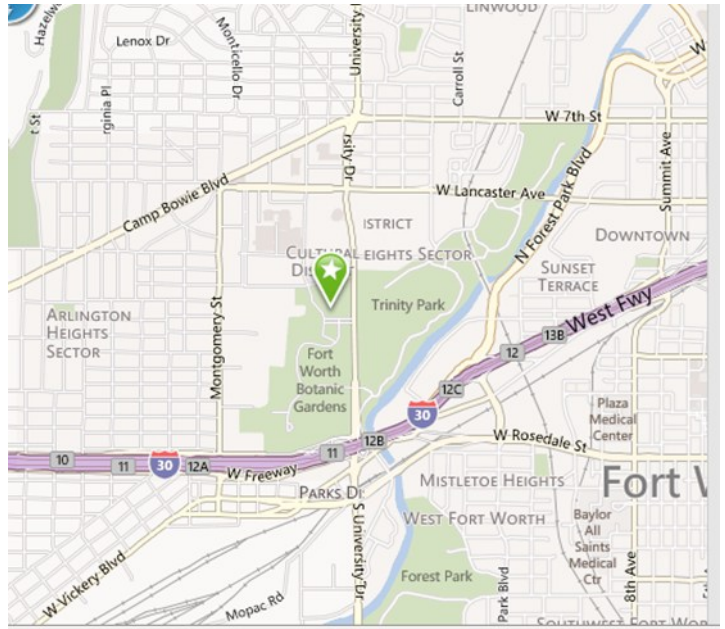
Nancy Genetti
Newsletter Editor
1117 Eton Drive
Richardson, TX 75080

Website:

WWW://fwdecorativepainters.com

Facebook:

Fort Worth Decorative Painters (FWDP)



2025 Dates to Remember

January 27 – Chapter Meeting

February 17 - Chapter Meeting

March 1—Saturday Special—Pumpkins with Dora

March 17 – Chapter Meeting

April 21 – Chapter Meeting

May 10—Saturday Special—Paper Clay Santa with Beth

May 19 – Chapter Meeting

July 12—Saturday Special—Chickadees with Linda

September 13—Saturday Special—UFO Day

September 15 – Chapter Meeting

October 20 – Chapter Meeting

November 17 – Chapter Meeting

December 8 – Christmas Party