


FWDP Newsletter

Volume 41 Issue 6 September 2025

**Fort Worth Decorative Painters
Celebrating 40 Years**



Greeting fellow painters! Hope everyone enjoyed their summer holiday and /or OKC Palooza. September is finally upon us and that means we finally get to meet again. Yeah! We have several exciting programs left for the year. Additionally, we have our final Saturday special on September 13, a UFO; appropriately timed to complete projects from Palooza or any that you have lying around that need to be finished. If you are fortunate enough, unlike most of us, and don't have any unfinished projects to paint, maybe bring your gifts of five to paint. You might be helping others by giving them some inspiration for painting their gifts of five or might make members envious hoping they get one of your gifts of five. It might convince them to participate if they were on the fence. Hope everyone has been preparing projects to teach to bring to the November meeting. If you have not started, it is time to start preparing. Remember, we only have a couple more months to go to before bringing finished projects for voting by the members. If you have any completed cards for Jan, remember to bring them to the meeting. We still have a couple more months left to get as many cards completed for send out; grab more from Jan if you need some. Want to make a difference for our organization? Consider throwing in your name to the nominating committee for serving on the board. Voting for the board positions will occur soon. If this is too much, consider serving on a committee for 2026. Got any new suggestions or ideas, please share. Speak up. Your voice is important, and the board would like to hear them. Without your input, we are not able to serve you effectively and/or make any changes that you may want. Finally, our project for this month is the holiday acrylic ornaments painted with enamel glass paint. Specifics can be found further in this newsletter. Your board looks forward to seeing you at our Saturday special. If not, we hope we will see you at our September meeting. Till then have a great Labor Day holiday with your family and friends.

Dora



This year's **2025 board** is as follows:

President--Dora Jodoin
 VP Programs-President Elect--Linda McDonald
 VP Membership--Sharlene King
 Treasurer--Louise Smith
 Secretary--Peggy Thomas

This year's **2025 Committee Chairs** are as follows:

Newsletter--Nancy Genetti
 Saturday Specials--Dusti Dancer
 Seminars--Nancy Genetti
 Raffle--TBD pending confirmation
 Service Project--Jan Park
 Sunshine--Becky Reed
 Publicity/Website--Suzane Godley
 Hospitality--Sue Davis
 Nominating Committee--TBD

Sunshine

August birthdays: Sharon Thompson 10; Sharlene King 19; Becky Reed 20; Dusti Dancer 23; Juanita Munoz 28.

September birthdays: Nonie Castro 6; Sheryl Jones 11; Judy Wallis 18; Connie Alexander 21; Beth Stodieck 27.

Becky

Sent Thinking of you card to Nonie Castro and Get Well Card to Phil McCleery on August 26.

Saturday Specials

Our next and last Saturday Special is September 13th. We will have a different type of special this time, the fee is only \$10.00 and you are on your own for lunch and or snacks. We will be painting on UFOs aka unfinished projects! Bring things you need to finish or basecoat, projects you are stuck on and would like some advice or input on to get you unstuck. Come have fun on a stress free day with painting friends!

The Special on the 13th of September is our fourth and last Special of the year. We have had three great well attended Specials lead by three great teachers. Thank you Dora, Beth, and Linda for taking the time to teach a class on a Saturday. I appreciate those willing to teach and those willing to attend, you are the ones that make the Saturday Specials a success! Thank you!

If I don't see you at the Saturday Special, I will see you at the meeting.

Dusti

Raffle

The following ladies are signed up to bring a raffle item in September:

- 1) Juanita Munoz
- 2) Jan Park
- 3) Becky Reed
- 4) Sharlene King

If you are unable to attend or bring an item, please reach out to a fellow member to substitute for you or to me to see if someone will switch with you.

Thank you,
Dusti

SEPTEMBER HOSPITALITY IS PROVIDED BY:

Non Sweets - Juanita, Jan and Sharon
Sweets - Louise and Nancy

Thanks,
Sue



2025 Programs and Saturday Specials



January
Ornaments
Peggy Thomas



February
Brilliant Trees
Beth Stodieck



March
Zentangle/
Colored Pencil
Butterflies
Dora Jodoin



April
Zentangle/
Colored Pencil
Santa
Dora Jodoin



May
Paper Clay
Santa Part 2
Beth Stodieck



September
Faith & Joy
Ornaments
Enamel Paint
Dora Jodoin



October
Autumn Basket
Peggy Thomas



November
Cats & Piano
Sharlene King



January 2026
Floral Backgrounds
Linda McDonald

SATURDAY SPECIALS

March 1



Pumpkins on
floater frame
Dora Jodoin

May 10



Paper Clay Santa –
Part 2
(paint Santa at May
meeting)
Beth Stodieck

July 12



Chickadees
Linda
McDonald

Sept. 13

UFO
Day



CHRISTMAS PARTY

HISTORIC CAMP BOWIE MERCANTILE

ROSE GARDEN TEA ROOM

7200 CAMP BOWIE BLVD, FT. WORTH 76116

SATURDAY DECEMBER 6

1:30—3:00

MENU

*ROSE GARDEN VARIETY PLATE – CHICKEN SALAD FRESH FRUIT, QUICHE,
SOUP AND PUMPKIN BREAD SANDWICH*

DESSERT

RESERVATIONS TAKEN AT THE OCTOBER MEETING



MAY MEETING



Operation Gratitude - operationgratitude.com is the website to get tips for writing a Heartfelt Note to a Military or First Responder. Every Care Package includes multiple notes, letters, cards and colorful drawings to remind those who serve we care. Tips for writing a heartfelt note. **EXPRESS GRATITUDE**; acknowledge their selfless service, dedication and sacrifice. **KEEP IT TIMELESS** Avoid dating your letters as it may take several months for care packages to be delivered. **STAY INCLUSIVE** Refrain from discussing politics or excessive religious content, though mentioning that you are praying for them is appreciated. **MAKE IT PERSONAL** Share a bit about yourself. **FOR ADULTS** (over 18) feel free to include your contact information (mail or email) if you'd like to give them an option to reply.

Not sure what to say. Even a simple Thank You means the world to those who serve. A colorful drawing or painting can also brighten their day - just add a short note to explain the artwork. Important reminder All letters go through a screen process before they are sent, therefore envelopes are not needed.

Hugs for Soldiers - hugsforsoldiers.org - The instructions are very similar to the above. Please do not use glitter or confetti or any product that could come loose when we open the box or envelop.

I encourage you all to look up the websites and see more inclusive tips.

Jan Park



Fort Worth Decorative Painters Meeting
May 19, 2025 (Corrected)

The meeting of the Fort Worth Decorative Painters members was held at the Botanical Research Institute of Texas. Those in attendance were Dora Jodoin, Louise Smith, Sharlene King, Peggy Thomas, Juanita Munoz, Janus Briggs, LaRue Hughes, Sue Davis, Nancy Genetti, Sharon Thompson, Beth Stodieck and Dusti Dancer.

Dora Jodoin briefed members on discussions that the Board had been having on possible changes to our meeting times and places to accommodate weather and night driving in the winter months since a lot of the members are getting up in age. She distributed survey sheets for members to indicate their preferences on any changes. One suggestion was to change the time slot so we could begin earlier but we had not received any requested information from BRIT.

Treasurer: Louise Smith reported the balance of the checking account.

Programs: Dora Jodoin Tonight Beth Stodieck will teach painting the Santa on an ornament or on the clay project that she taught at the Saturday Special May 10. In September Dora Jodoin will teach Faith and Joy enamel ornaments, Peggy Thomas will teach an Autumn pumpkin pattern, and in November Sharlene King will teach a Cats and Piano project.

Monthly Raffle: Tonight's raffle items were brought by Louise Smith, Linda McDonald and Beth Stodieck.

Service Projects: Jan Park. Since Jan was absent, cards will be brought to the June seminar for Jan

Hospitality: Sue Davis. For our September meeting, the following are signed up to bring food:

Non-sweets: LaRue Hughes and Louise Smith.

Sweets: Dusti Dancer and Linda McDonald

Newsletter: Nancy Genetti.

Seminars: Nancy Genetti. The projects to paint at the Kathie Hanson seminar are the Cherry Blossoms and the Covered Bridge patterns. The seminar will be held on June

28 and 29 at the VFW. Cost is \$150 for both days or \$100 for one day. Nancy needs to have the money and order for surfaces and kits by June 11.

Saturday Specials: Dusti Dancer. The next Saturday Special will be on July 12. Linda McDonald will teach the Chickadees.

Remaining specials are:

July 12 - Linda McDonald's Chickadee painting

September 13 - UFO Day (unfinished objects)

Christmas Party: Discussions were held regarding place and date for the Christmas party. Sharon Thompson was given the okay to find out about a private room at the Rose Garden Tearoom at the Mercantile Antique Store on a Saturday in December and if there was a fee. Motion was made to allow Sharon to have the authority to book the room if needed.

Respectfully submitted, Peggy Thomas



Programs

It is so nice to see our projects enlarged on the screen so we can all see the details. We are winding down this year with just a few classes left. Dora, Peggy, and Sharlene. And looking forward to 2026. Calling all painters: we need some of you to step up and share a class with us. It doesn't have to be your design. If not, get permission from the teacher. We will be voting on projects to paint next year at the NOVEMBER meeting. Please share your FINISHED project so we can get excited and plan for next year!! And Vote!

Linda

SEPTEMBER PROJECT

This month we will be painting 2 holiday acrylic ornaments using enamel and multi-surface paint. There is no prep work required. I will have a kit for sale for \$3.50 which will include your two ornaments, paint, and pattern. Permission was granted by the original artist to be taught. The pattern, will not be posted online, out of respect for the teacher. If you don't want to buy a kit, it is ok. You may have some of the paint and/or ornaments, bring it, use it. You will still be provided with the pattern at the meeting so that you can paint. See below for paint colors and supplies. If you have any questions, please don't hesitate to reach out.

FALL ORNAMENT.

Folk-art Enamels:

Wicker White
Berry Wine
Thicket
Fresh Foliage
Vivid Orange
Yellow Ochre
Lemon Custard
Coffee Bean

Multi-Surface:

Autumn Leaves
Sap Green

CHRISTMAS ORANAMENT

Folk-art Enamels:

Wicker White
Berry Wine
Thicket
Fresh Foliage
Magenta
Lipstick Red

Acrylic Disc Ornaments: Hobby Lobby Christmas Dept

Glass brushes or soft haired brushes in sizes comfortable to you: Suggested size and type--10 flat, #2 Filbert, Stipple brush.

Small sponge spuncers--can be found at Dollar Tree and or Hobby Lobby

Painters Tape

Scissors

Water Basin

Paper Towels

Q-tips



October 2025 project:

Autumn Pumpkin basket taught by Peggy Thomas from a pattern by Kim Christmas entitled Autumn Kitty (the e-packet can be ordered from www.decorativepaintingstore.com).

This I painted on fabric screen material and also on a banner from Hobby Lobby. See picture of what needs to be base coated before class in October. Can be painted on surface of your choice. **

Paint: DecoArt Americana Acrylic

lamp black
Mustard seed
Antique gold deep
Raw sienna
Traditional burnt umber
Russet
Orange flame
Antique green
Plantation pine
Tomato red
Yellow light
Burnt orange

Suggested Brushes:

¾ flat wash
Small dry brush
2 Filbert
10/0 liner
Size 2 round
½ inch, ¾, ¼ angle or whatever you float with

Other supplies:

White graphite

Stylus


Tracing paper

Usual acrylics supplies

Preparation before class:

1. Sand and seal and sand if you are painting on wood. Then paint entire background lamp black using the flat wash brush.
2. Trace on pattern using white graphite paper.
3. Basecoat the lettering with mustard seed using the number two shader.
4. Paint the pumpkin orange flame, using the appropriate size, flat shaders or angle brushes.
5. Using the No. 2 Filbert, base coat the flowers with the following colors: the yellow flowers based with mustard seed, the green flowers base with antique Gold deep.

The rest we will do in class.





Seminar with Kathi Hanson



July Saturday Paint In



To Check Out:

Facebook page for Artists: Artful Ties

Check out Zoom Classes at *Decorative painters academy*



It is so fun to have lots of photos in the newsletter and be able to look back on them. We also put in some very old pictures which are quite fun to see! I would like different members to take photos at the meetings, paint-ins etc. and send to me for the newsletter. It is great to have photos from different members to show different perspectives.



Oklahoma City Painting Palooza

Aug 9-15, 2026

FWDP Meets the Third Monday of February, March, April, May, September, October & November.

January Meeting 4th Monday and the Christmas Party 2nd Monday in December.

At the

Botanical Gardens
3220 Botanic Garden Blvd.
Fort Worth, TX 76107

Fort Worth Decorative Painters

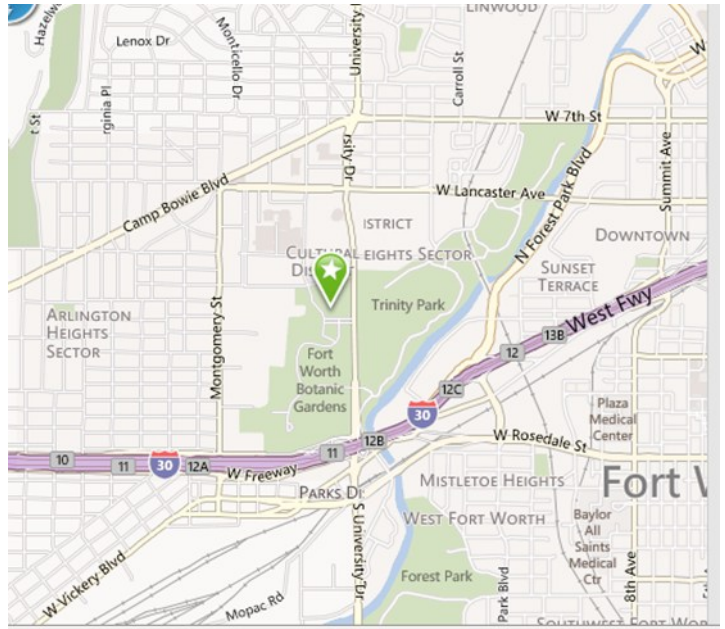
Nancy Genetti
Newsletter Editor
1117 Eton Drive
Richardson, TX 75080

Website:

WWW://fwdecorativepainters.com

Facebook:

Fort Worth Decorative Painters (FWDP)



2025 Dates to Remember

January 27 – Chapter Meeting

February 17 - Chapter Meeting

March 1—Saturday Special—Pumpkins with Dora

March 17 – Chapter Meeting

April 21 – Chapter Meeting

May 10—Saturday Special—Paper Clay Santa with Beth

May 19 – Chapter Meeting

July 12—Saturday Special—Chickadees with Linda

June 28-29 Kathi Hanson Seminar

September 13—Saturday Special—UFO Day

September 15 – Chapter Meeting

October 20 – Chapter Meeting

November 17 – Chapter Meeting

December 6 – Christmas Party