



Custom TV Lift Cabinets

Extra Customer Information:

To ensure we custom-build the cabinet to the perfect size, we need to know where it will be placed? For instance, will it sit at the foot of a bed, or will it function as a standalone piece? If it's going in front of a bed, we would need to know the bed size (e.g., double, king) so we can tailor the width accordingly.

We can finish the cabinet in any Farrow & Ball eggshell colour of your choice, applied with a professional HVLP spray gun for a professional result. It would be a good idea to buy some tester pots from a local B&Q type store to decide. Please find a link below to Farrow & Ball's website to consider your colour choices:

Link to website: <https://www.farrow-ball.com/paint/modern-eggshell?p=2>

The cabinets are made from MDF in a shaker style and constructed with professional joinery techniques (not just beading glued onto the front, as many sold online are). Further along in this pdf are some photos of a cabinet we recently made for a 50" TV; of course, the design adapts seamlessly to larger or smaller TV's.

Pricewise, our price is dependent on final size and finish, style chosen. Giving us the information below will help us give a final price.

Example: for a 65" shaker style MDF painted TV cabinet delivered to London; it would be £2,000. This includes delivery to any London postcode, mounting your TV to the lift mechanism, positioning the cabinet, and leaving it fully operational. The TV lift mechanism is included in the price. We purchase this in the clients name and address, but have it delivered to us, so the warranty remains yours directly with the manufacturer.

Our price covers the custom cabinet build, materials, paint, spray-painting, the lift mechanism, delivery, and setup. We also guarantee our craftsmanship on the cabinet itself. Once we confirm all details, the build and delivery timeframe is typically 2-3 weeks.

Payment is made in full upfront, similar to a shop purchase. After the client confirms that they wish to go ahead, we raise an invoice, which the customer can pay via

bank transfer, and we'll begin building once the payment is received. This helps ensure we don't start work until everything is confirmed on both sides.

For the TV lift mechanism, we typically use models with remote controls and programmable presets, allowing you to custom set the lift height and lower it with a single click. I'd be happy to send you the exact specifications if you'd like.

While we've never had issues with the mechanisms, registering it in your name ensures you can contact the manufacturer directly if anything arises down the line (we can't repair any electrical components ourselves, so this feels like the safest approach). To match the mechanism to your TV, could you please give the full details of the make and model of your television? This enables us to check the VESA mount and weight of your TV.

You will need to consider power access to the cabinet. For example, if it's going at the foot of a bed, a long extension lead run under the bed could work (provided the bed is raised and won't crush the cord). In that regard, the power supply would need to be ready for the installation date.

Also relevant to the power supply, we would need to know where the power input will be located so we can cut an access point in the right place. We don't supply the extension lead (or TV), but we do supply everything else, including the cabinet, mechanism, paint, delivery, and setup. This is all included in the price.

If you prefer a more modern look, we also offer oak (or other) veneer finishes, though these are slightly higher cost.

Please let me know if you have any questions or if there's anything else I can clarify or help with.

Tim O'Donnell, Director

Palace Gate Building Services Limited

Email: info@palacegatebuildingservices.co.uk

Phone/Whatsapp: 07361 111 630

Shop: Floors, Doors & More, 11 Whipton Village Road, Exeter, EX4 8AN

Website: www.palacegatebuildingservices.co.uk

Google: <https://maps.app.goo.gl/HpKbT5KYzUaGfx6ZA>

Twitter: <https://twitter.com/@PalaceGateLtd>

Facebook: <https://www.facebook.com/palacegatebuildingservices.co.uk>



TV Lift Cabinet Customer Information Sheet

Customer Name:	
Customer Installation Address:	
Customer Email:	
Customer Telephone Number:	
TV Make and Model:	
TV Screen Size:	
Will the Cabinet go at the foot of the bed:	
Bed size: (e.g. double, king-size etc)	
Location of Power source: E.g. front left, front right, side left, side right etc	
MDF Shaker Style or Wood Veneer Style:	
Farrow & Ball Eggshell Paint Colour Chosen: (for shaker style MDF cabinets)	
Final Size Agreed: (Height, width, depth)	



**Example of TV Lift cabinet in
shaker style panelling in MDF.
Unpainted**



**Joiner Shaker Panels
attached - not just
beading**



6



**TV Lift Cabinet mechanism.
Fully fitted during custom build**




**VESA mounts attach
to the clients TV**



Spray painted in
Farrow & Ball
Eggshell in any colour





**Client needs confirm
power in location. Here
a long 5 meter
extension is run
underneath a bed**



Power supply in

Example of an Oak Veneer TV lift cabinet

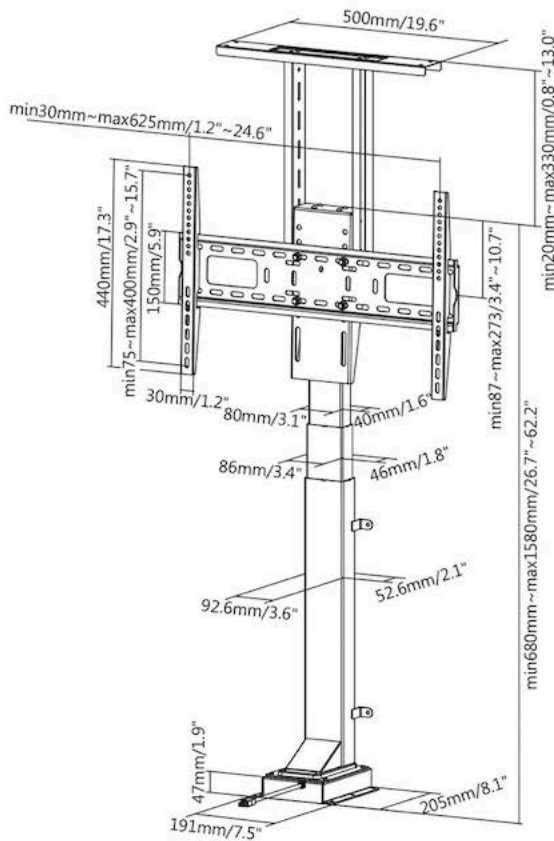












Home /

MACLEAN

Maclean MC-866 Electric TV Lift
Mount Bracket Universal
Adjustable 37" - 65" Remote
Control 50kg VESA Ceiling &

Modern Eggshell Paint Finish

Modern Eggshell is our toughest interior finish, adding colour and protection to wood, metal, and concrete surfaces. This ultra-durable eggshell is even tough enough for floors, and can be used throughout the home on skirting, doors, kitchen cabinets, furniture, and radiators. Browse every colour available in Modern Eggshell below and start your transformation.

Some colour examples but more can be found by visiting:

<https://www.farrow-ball.com/paint/modern-eggshell?p=2>

Filter by


Colour +

Finish +

Tones +

Items 1-100 of 304

Sort By v




Scallop
No. 311

+ Add Sample



Dibber
No. 312

+ Add Sample




Reduced Green
No. 313

+ Add Sample




Sizing
No. 314

+ Add Sample




Naperon
No. 315

+ Add Sample



Marmelo
No. 316

+ Add Sample



Kakelugn
No. 317

+ Add Sample




Douter
No. 318

+ Add Sample




Duster
No. 319

+ Add Sample




Broccoli Brown
No. 319

+ Add Sample




Sap Green
No. 199

+ Add Sample



Etruscan Red
No. 56

+ Add Sample




India Yellow
No. 66

+ Add Sample




Lime White
No. 1

+ Add Sample




Hound Lemon
No. 2

+ Add Sample




Off-White
No. 3

+ Add Sample




Old White
No. 4

+ Add Sample




Hardwick White
No. 5

+ Add Sample



London Stone
No. 6

+ Add Sample



Octagon Yellow
No. 7

+ Add Sample



String
No. 8

[Add Sample](#)




Light Stone
No. 9

[Add Sample](#)



Fawn
No. 10

[Add Sample](#)



Stone White
No. 11

[Add Sample](#)

20



Green Stone
No. 12

[Add Sample](#)



Olive
No. 13

[Add Sample](#)



Berrington Blue
No. 14

[Add Sample](#)



Bone
No. 15

[Add Sample](#)



Cord
No. 16

[Add Sample](#)



Light Gray
No. 17

[Add Sample](#)



French Gray
No. 18

[Add Sample](#)



Lichen
No. 19

[Add Sample](#)



Buff
No. 20

[Add Sample](#)



Ointment Pink
No. 21

[Add Sample](#)



Light Blue
No. 22

[Add Sample](#)



Powder Blue
No. 23

[Add Sample](#)



Ballroom Blue
No. 24

[Add Sample](#)



Pigeon
No. 25

[Add Sample](#)



Down Pipe
No. 26

[Add Sample](#)



Parma Gray
No. 27

[Add Sample](#)



Dead Salmon
No. 28

[Add Sample](#)



Sugar Bag Light
No. 29

[Add Sample](#)



Hague Blue
No. 30

[Add Sample](#)



Railings
No. 31

[Add Sample](#)



Cooking Apple Green

No. 52

[Add Sample](#)


Pea Green

No. 53



Calke Green

No. 54

[Add Sample](#)


Chine Green

No. 55



Mahogany

No. 56



Hay

No. 57

[Add Sample](#)


Biscuit

No. 58

[Add Sample](#)


Fowler Pink

No. 59

[Add Sample](#)


Mouse's Back

No. 60

[Add Sample](#)


Drab

No. 61

[Add Sample](#)


Picture Gallery Red

No. 62

[Add Sample](#)


Eating Room Red

No. 63

[Add Sample](#)


Cream

No. 64

[Add Sample](#)


Sand

No. 65

[Add Sample](#)


Wet Sand

No. 66

[Add Sample](#)



Green Smoke

No. 67

[Add Sample](#)


Fox Red

No. 68



Porphyry Pink

No. 69

[Add Sample](#)


Book Room Red

No. 70



Sudbury Yellow

No. 71

[Add Sample](#)


Straw

No. 72

[Add Sample](#)


Cane

No. 73

[Add Sample](#)


Dauphin

No. 74

[Add Sample](#)


Wainscot

No. 75

[Add Sample](#)



Off-Black

No. 57

[Add Sample](#)


Wall White

No. 58

[Add Sample](#)


New White

No. 59

[Add Sample](#)


Smoked Trout

No. 60



Entrance Hall Pink

No. 61

[Add Sample](#)


Dutch Pink

No. 62

[Add Sample](#)


Menagerie

No. 63

[Add Sample](#)


Red Earth

No. 64

[Add Sample](#)


Farrow's Cream

No. 67

[Add Sample](#)


Dorset Cream

No. 68

[Add Sample](#)


Print Room Yellow

No. 69

[Add Sample](#)


Orangery

No. 70



Pale Hound

No. 71

[Add Sample](#)


Gervase Yellow

No. 72

[Add Sample](#)


Ciara Yellow

No. 73

[Add Sample](#)


Citron

No. 74



Ball Green

No. 75

[Add Sample](#)


Folly Green

No. 76

[Add Sample](#)


Suffield Green

No. 77

[Add Sample](#)


Sutcliffe Green

No. 78



Card Room Green

No. 79

[Add Sample](#)


Saxon Green

No. 80

[Add Sample](#)


Breakfast Room Green

No. 81

[Add Sample](#)


Dix Blue

No. 82

[Add Sample](#)



Blue Gray
No. 91

[Add Sample](#)



Castle Gray
No. 92



Studio Green
No. 95

[Add Sample](#)



Carriage Green
No. 94



Black Blue
No. 95



Radicchio
No. 96



Shaded White
No. 101

[Add Sample](#)



Pink Ground
No. 102

[Add Sample](#)



Tallow
No. 103

[Add Sample](#)



Pale Powder
No. 104

[Add Sample](#)



Skylight
No. 105

[Add Sample](#)



Green Ground
No. 106



Pink Drab
No. 107



Ringwold Ground
No. 108

[Add Sample](#)



Middle Ground
No. 109

[Add Sample](#)



Blue Ground
No. 110

[Add Sample](#)



Stony Ground
No. 111

[Add Sample](#)



Blazer
No. 112

[Add Sample](#)



Savage Ground
No. 113

[Add Sample](#)



Arsenic
No. 114

[Add Sample](#)



Belvedere Blue
No. 115




Chemise
No. 116

[Add Sample](#)



Rectory Red
No. 117



Yellow Ground
No. 118

[Add Sample](#)



Mere Green



Pitch Blue



Pantalon



Brinjal

No. 219

No. 220

No. 221


No. 222

**Babouche**

No. 223

[Add Sample](#)
**Minster Green**

No. 224

**Bible Black**

No. 225

[Add Sample](#)
**Joa's White**

No. 226

[Add Sample](#)
**Archive**

No. 227

**Cornforth White**

No. 228

[Add Sample](#)
**Elephant's Breath**

No. 229

[Add Sample](#)
**Calamine**

No. 230

[Add Sample](#)
**Setting Plaster**

No. 231

[Add Sample](#)
**Loggia**

No. 232

[Add Sample](#)
**Dayroom Yellow**

No. 233

[Add Sample](#)
**Vert de Terre**

No. 234

[Add Sample](#)
**Borrowed Light**

No. 235

[Add Sample](#)
**Teresa's Green**

No. 236

[Add Sample](#)
**Cook's Blue**

No. 237

[Add Sample](#)
**Monkey Puzzle**

No. 238

**Wimborne White**

No. 239

[Add Sample](#)
**Cats Paw**

No. 240

[Add Sample](#)
**Skimming Stone**

No. 241

[Add Sample](#)
**Pavilion Gray**

No. 242

[Add Sample](#)
**Charleston Gray**

No. 243

[Add Sample](#)
**London Clay**

No. 244

**Middleton Pink**

No. 245

**Cinder Rose**

No. 246

[Add Sample](#)



Terre d' Egypt
No. 247



Incarnadine
No. 248 [Add Sample](#)



Lancaster Yellow
No. 249 [Add Sample](#)



Tungate Green
No. 250 [Add Sample](#)

25



Churlish Green
No. 251 [Add Sample](#)



Pavilion Blue
No. 252 [Add Sample](#)



Drawing Room Blue
No. 253



Pelt
No. 254



Tanner's Brown
No. 255 [Add Sample](#)



Pitch Black
No. 256 [Add Sample](#)



Oxford Stone
No. 264 [Add Sample](#)



Manor House Gray
No. 265



Mizzle
No. 266 [Add Sample](#)



Dove Tale
No. 267 [Add Sample](#)



Charlotte's Locks
No. 268 [Add Sample](#)



Cabbage White
No. 269 [Add Sample](#)



Calluna
No. 270 [Add Sample](#)



Brassica
No. 271 [Add Sample](#)



Plummett
No. 272 [Add Sample](#)



Wewet
No. 273 [Add Sample](#)



Ammonite
No. 274 [Add Sample](#)



Purbeck Stone
No. 275 [Add Sample](#)



Mole's Breath
No. 276 [Add Sample](#)



Dimpse
No. 277 [Add Sample](#)