

School Activity Booklet



Horticulture and Gardening



Step into the farm from home!

We have created you a 6-week activity booklet for you, so that you enjoy farm life whilst staying at home. You can complete these weekly activities across six weeks, one activity per week.

Have fun and we hope you enjoy

Watch your plants grow

Learn to grow your own fruit and vegetables

Become a volunteer when you are 14 years old



We love nature

We all enjoy our fruit and vegetables at the farm, we grow them each and every year and sell them here in our farm shop.

Eat the vegetables that you grow



Did you know...

That plants are living things which we call organisms at the farm?

Yes, they are... As living things, they breathe just like us humans and if they did not breathe, then humans and animals would not be able to survive on planet earth. Plants are that important that they grow all over the planet – on land and even in our oceans!







They provide us with fruit and vegetables and fresh air to breathe.

Do you know the steps to growing your own plant?

Activity:

Week one

Put these pictures in the right order. Number 1 has been done for you

 <p>SPROUT</p>	 <p>WATER</p>	 <p>SOIL</p>
<input type="text"/>	<input type="text"/>	1
 <p>SUNLIGHT</p>	 <p>PLANT</p>	 <p>SEEDS</p>
<input type="text"/>	<input type="text"/>	<input type="text"/>

At Stonebridge City Farm we have three polytunnels and having these helps to protect the baby plants from the environment. This is really good at the beginning of spring when the weather starts to get warmer and the days become longer.

Activity:

Can you fill in the gaps in the paragraph below?

When planting a seed into a _____, it is important to dig a little hole into the soil with your finger so that the seed is protected in the soil. Once you have placed your seed into your pot, you have to cover the hole with _____ so that you can no longer see it. Now you are ready to _____ water onto the soil. Not too much or the seed will get too wet and will rot. Before watering the seed again, it is important to check the soil just in case it is still _____.

Now is the time to place your planted _____ onto your window sill or in the poly tunnel. Sit back and keep checking on your new plant and adding water where needed and you will soon see the you seed sprout.

Seed

Plant pot

Soil

Wet

Pour

Why not grow a sunflower from seed?

People come onto the farm and volunteer in our gardens. All year round we have volunteers in the gardens helping to prepare the land, plant the seeds, water the plants and harvest the fruit and vegetables in the summer to sell in the shop.

Activity:

Week two

Grow your own sunflower from a seed

Can you remember what you have to do from the previous activity

If not, there are instructions below 😊

You will need:

seed



Soil



water



Plant pot



How to plant and grow a sunflower indoors

1. Place soil into a plant pot
2. Make a small hole in the soil with your finger
3. Gently place the seed into the hole in the soil
4. Cover the seed over with more soil so that you cannot see it
5. Press the soil down firmly with your fingers
6. Water your sunflower seed
7. Place next to a window facing the sun

Tip: Sunflowers love sunlight, so if you have a garden why not plant it outside once it has grown

Idea

Once you have started to grow your flower, why not draw your flower every week as it grows?

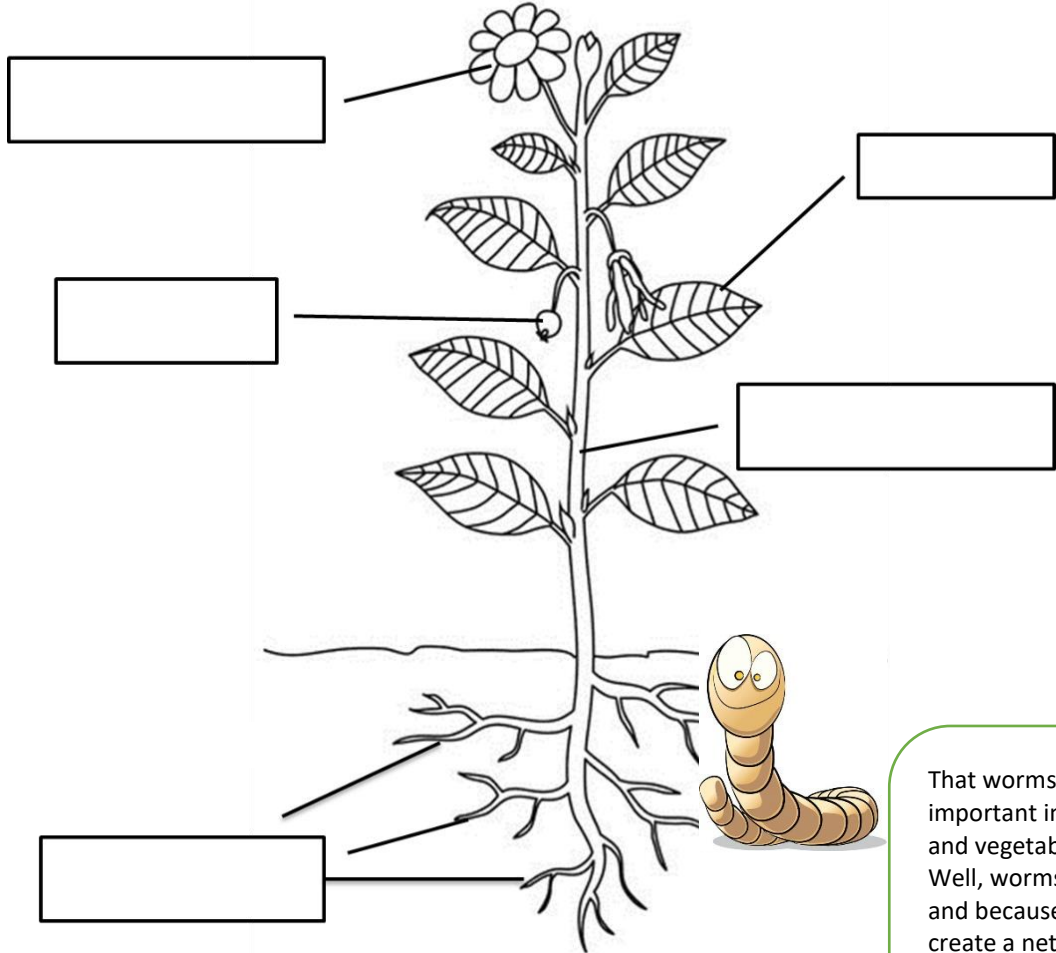
There is space on the next page for you 😊

Week one	Week two
Week three	Week four
Week five	Week six

Do you know your plants?

Activity:
Week three

Take a look at the plant below.
Do you think you can name the different parts of a plant?



That worms are a very important insect for plants and vegetables to grow? Well, worms live in the soil and because of this they create a network of tunnels beneath the ground and as a result, the roots from plant are able to breathe.

Did you know...

Idea

If you know what each part of the plant does, why not write about them below?

A large, empty rounded rectangular box for writing.



There are many varieties of fruit and vegetables

At Stonebridge City Farm there are loads of gardeners that volunteer to make the gardens beautiful and to grow many different types of vegetables. They volunteer in the gardens all year round and help with

Activity:

Week four

Can you name all of the fruit and vegetables that we grow on the farm?



Idea


Why not think of one meal and one snack that you can make with these fruits and vegetables?

You can add other types of food to your meal or snack also. There is space on the next page

Meal

Snack

Can you draw a picture of them?



Oh No! Where's the Gardening Equipment?

Activity:

Week 5

Can you find all of the gardening equipment?
Take a look below and see how long it takes you to find all the pieces?

B W P V W U D N A H M Y F I R
G O I I A L G B R J Q C F B C
A R G P T L E F E A V W Y J C
R R X U F C T A B D A W B E D
D A L E V O H S F T P L F D L
E B X K H D L F E B O I O C V
N L Q T K J T R O N L D I E L
P E D C C S I I W L K O E E U
Y E Z D V N K W O S K H W K B
W H O D G Q J Y F W R O T E G
I W U H E D M J V A R A Z X R
P V O O F X L P K T B X E G N
R S C O V A O E M D L H B H X
E Q C V V Y S S R O S S I C S
A Y R B V Z R E W O M N W A L

GARDEN
SCISSORS
HAND
TROWEL
SHEARS
SHOVEL
RAKES
WATERINGHOSE
WHEELBARROW
LEAFBLOWER
PITCHFORK
LAWNMOWER

Did you know...

That the farm as roughly 3.2 acres of land and the gardens take up about half of that – well that is if you include our amazing new playground!

We have loads of different types of gardening equipment at the farm and we use all of them to help growing and looking after our vegetation.

So just remember that when you come in the summer months, a lot of work has been done earlier in the year!

Can you guess what fruit or vegetable I am?

Activity:

Week 6

Below you will see a picture of some of the wild flowers that we grow on the farm

Can you draw our beautiful gardens and label the plant and vegetables that you draw?

One has been done for you...

I look like a small tree but I am a super vegetable

When people cut into me I make them cry

I grow on trees. Sometimes I am green and people might think I am a pear when I start to grow

Sometimes people think I am a vegetable but I am a juicy fruit with seeds inside

When you cut me in half, I have a dark purple colour

The longer you grow me for the more I change colour from green to red

Sometime I am used to make soups and pies. Around the time of Halloween, I am also used to scare people

You can taste me in your toothpaste

Apples



Broccoli



Onions



Tomatoes



Mint



Beetroot



Sweet Peppers



Pumpkin





Well done on completing the Stonebridge City Farm horticulture and gardening booklet!

We hope you enjoyed all the activities that you have completed.

Here is your very own badge that you can cut out and show your family



Hey Parents...

Below is a list of different activities and resources for you to have a look at and try with your little one – enjoy!

BC Learning

<http://www.bbc.co.uk/learning/coursesearch/>

This site is old and no longer updated and yet there's so much still available, from language learning to BBC Bitesize for revision. No TV licence required except for content on BBC iPlayer.

Futurelearn

<https://www.futurelearn.com>

Free to access 100s of courses, only pay to upgrade if you need a certificate in your name (own account from age 14+ but younger learners can use a parent account).

Openlearn

<https://www.open.edu/openlearn/>

Free taster courses aimed at those considering Open University but everyone can access it. Adult level, but some e.g. nature and environment courses could well be of interest to young people.

Blockly

<https://blockly.games>

Learn computer programming skills - fun and free.

Scratch

<https://scratch.mit.edu/explore/projects/games/>

Creative computer programming

Oxford Owl for Home

<https://www.oxfordowl.co.uk/for-home/>

Lots of free resources for Primary age

Ted Ed

<https://ed.ted.com>

All sorts of engaging educational videos

National Geographic Kids

<https://www.natgeokids.com/uk/>

Activities and quizzes for younger kids.

Duolingo

<https://www.duolingo.com>

Learn languages for free. Web or app.

Mystery Science

<https://mysteryscience.com>

Free science lessons

The Kids Should See This

<https://thekidshouldseethis.com>

Wide range of cool educational videos

Crash Course

<https://thecrashcourse.com>

Youtube videos on many subjects

Crash Course Kids

<https://m.youtube.com/user/crashcoursekids>

As above for a younger audience

Crest Awards

<https://www.crestawards.org>

Science awards you can complete from home.

iDEA Awards

<https://idea.org.uk>

Digital enterprise award scheme you can complete online.

Paw Print Badges

<https://www.pawprintbadges.co.uk>

Free challenge packs and other downloads. Many activities can be completed indoors. Badges cost but are optional.

Tinkercad

<https://www.tinkercad.com>

All kinds of making.

Prodigy Maths

<https://www.prodigygame.com>

Is in U.S. grades, but good for UK Primary age.

Cbeebies Radio

<https://www.bbc.co.uk/cbeebies/radio>

Listening activities for the younger ones.

Nature Detectives

<https://naturedetectives.woodlandtrust.org.uk/naturedetectives/>

A lot of these can be done in a garden, or if you can get to a remote forest location!

British Council

<https://www.britishcouncil.org/school-resources/find>

Resources for English language learning

Geography Games

<https://world-geography-games.com/world.html>

Geography gaming!

Blue Peter Badges

<https://www.bbc.co.uk/cbbc/joinin/about-blue-peter-badges>

If you have a stamp and a nearby post box.

The Artful Parent

<https://www.facebook.com/artfulparent/>

Good, free art activities

Red Ted Art

<https://www.redtedart.com>

Easy arts and crafts for little ones

The Imagination Tree

<https://theimaginationtree.com>

Creative art and craft activities for the very youngest.

Toy Theater

<https://toytheater.com/>

Educational online games

DK Find Out

<https://www.dkfindout.com/uk/?fbclid=IwAR2wJdpSJSeITf4do6aPhff8A3tAktmpaxqZbkgudD49l71ep8-sjXmrac>

Activities and quizzes

Twinkl

<https://www.twinkl.co.uk>

They are offering a month of free access to parents in the event of school closures.