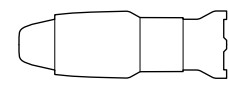
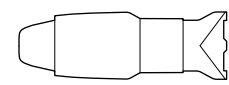


ETC Source4 19deg @ 575w



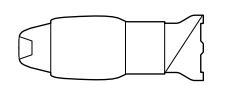
ETC Source4 36deg @ 575w



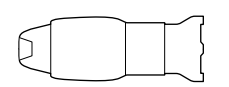
ETC Source4 50deg @ 575w



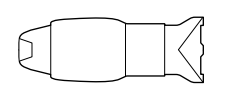
ETC Source4 PAR MFL @ 575w



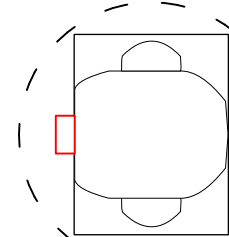
ETC Source4 Jr 26deg @ 575w



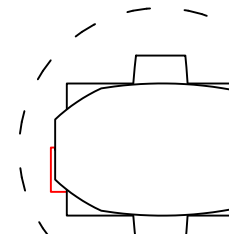
ETC Source4 Jr 36deg @ 575w



ETC Source4 Jr 50deg @ 575w



Martin MAC 2000 Performance @ 1.2kw



Clay Paky Alpha Profile 1500ST @ 2kw

Color



#

Unit Number



#

Channel



Notes:

All Fixtures to be run in standard modes unless otherwise noted

Designer to confirm final light locations

All Ellipsoidals without texture should have R-119

Lights may be moved to avoid beam shadows

Lights hung above the stage area may be two-ferred to units in the same systems

Alpha Spot 300 HPE to be hung on CS cheeseborough position

**THIS DRAWING CONTAINS VISUAL CONCEPTS AND CONSTRUCTION SUGGESTIONS ONLY.**

The Designer is unqualified to determine the structural or electrical appropriateness of this design, and will not assume responsibility for improper engineering, construction, handling, or use. All materials and construction must comply with the most stringent applicable Federal and Local Fire, Safety, Energy, and Environmental Codes.

No liability is assumed, expressed, or implied for the use of this design or any notes or dimensions appearing on the sheet bearing this disclaimer by any entity. No public agency has approved the design or the materials specified. The user is cautioned to read all MSDS's, and review all applicable publications of the NFPA, OSHA, the NEC, etc. prior to attempting to use this design in conjunction with a show.

**Rosencrantz and Guildenstern Are Dead**

Directed by: Cassie Urbenz

Scenic Design: Jazlyn Rivero

Lighting Design: Mason Schmidt

ALD: Christiana Gager

Drafted by: Mason Schmidt

Date: 10/19/2021

Sheet No.

Scale: 1/2" = 1'

1

of

Sheet Title: Groundplan

1