



Garden Talk

April 2022



Tulsa Garden Club

gardening • community • education
PO Box 521003 Tulsa OK 74152-1003

Beautifying Tulsa since 1929!

Member: National Garden Clubs and
Oklahoma Garden Clubs



Oklahoma Natives are our Friends!

Andy Fusco, Director of Horticulture at the Tulsa Garden Center, is a Tulsa native and life-long gardener. In his studies at Oklahoma State University, he focused on underused native plants of Oklahoma. He strongly believes in sharing his passion for plants with the public and hopes to inspire the next generation of horticulturist.

May 2, 2022

11 am

Tulsa Garden Center at
Woodward Park Auditorium
2435 South Peoria Avenue
Tulsa Oklahoma
Brings plants for NSU-BA!



Tulsa Garden Club 2021-2022 Officers

Planting Plants, Growing Friends

President, Rose Schultz

1st Vice President, Kathi Blazer

2nd Vice President, Fleta Haskins

Recording Secretary, Judy Weaver

Corresponding Secretary, Linda Smith

Treasurer, Carol Puckett

Assistant Treasurer, Sue Hicks

Historian, Patty Freese



Table of Contents

Page 3	President's Perspective
Page 4	Gardeners & Their Secrets
Page 6	Plants for NSU
Page 7	Garden Tour
Page 8	Planting Spring Bulbs



Tulsa Garden Club
gardening • community • education

Rose Fund

March 2022

www.TulsaGardenClub.org/Rose-Fund

DONORS

Cindy & Bill Davis

Brenda & Lloyd Haggard

Helen Marie Sisler & Family

HONOREES

Roger Hagans
Jim Moore
Daniel O'Neal

Tom Campbell
Mary Davis
Kathleen Mefford
Dan O'Neal
James Sturdivant
Margaret Terry

Shari A. Gross

EIN 73-1359566 Tulsa Garden Club is a not-for-profit educational organization subordinate to Oklahoma Garden Clubs. Charitable gifts are deductible to the extent allowed by current tax law.

Welcome, New Member

Kimberly Thompson

Help Us Raise Needed Money!

Bloomin' Bucks
with Brent and Becky's

Brent & Becky's Bulbs supports clubs like ours with a percentage of sales.

Order your spring-flowering bulbs, NOW, to plant before snow flies!

Select Tulsa Garden Club,
hit **GO**.

Click **YES** through the REMINDER page,



President's Perspective

by Rose Schultz, Member since 2016

“Grow Where You’re planted”

My grape hyacinths are making good cover for the Easter Bunny to lay his eggs! I’m hoping this is the only bunny that visits my yard this year, then I can enjoy my flowers and herbs without providing protection. I have discovered pinwheels placed near my edibles do deter Mr. Rabbit!!!

April, *Plant America Month*, has been very busy for the Tulsa Garden Club. Several members enjoyed the Oklahoma Garden Club Convention, sold items at SpringFest, and will be *Playing Outside* with students in Chandler Park on Earth Day. Thanks, Kim Thompson, a new member, for planning this day. Volunteer to help educate students.



One of the workshops at the Convention was *Planting Edibles in the Landscape*, which I have done for several years. I hope to get some radish seeds in the ground today. Picking your own produce brings joy and great

flavor! Swiss Chard is beautiful in the landscape. One year I planted parsley as an edging plant and loved it, but so do my rabbits.



Phyllis Ogilvie has planned a great Magical Mystery Tour for Members and guests, June 7. Call or [email](#) her and get on the list. It will be lots of fun and the price of \$50 is a bargain.

Andy Fusco will be sharing his knowledge, *Oklahoma Natives are our Friends*, at the May meeting. I’m trying to plant more natives in my landscape and inviting nature into my yard.

As you can see, there are numerous ways to Grow Where You’re planted!

I wish each of you a Blessed Easter and hope you can spend time with family.

Rose Schultz, President

Planting Plants, Growing Friends

Gardening Secret #5

Cilantro can self-seed from year to year in Green Country. Yours may be popping up, already. To keep your cilantro from bolting, cut the center stalk first and force growth on the outer edges of the plant. You will have more to harvest. It will, eventually, go to seed (that’s what it is supposed to do!). Then you can harvest the coriander seeds. Cilantro is a cool weather crop so give up trying to grow it during Oklahoma summers!



71st Annual Garden Tour

Gardeners and Their Secrets

by Cindy Davis, Member since 1990 & Brenda Michael-Haggard, Member since 1995

THANKS to our generous home/garden owners, Patrons, donors, and Members, for supporting gardening education and annual Garden Tour!

May 1 Deadlines

- [Confirm reservations](#) for the SOLD OUT Patron recognition reception, May 13: TulsaGardenClub@gmail.com. (Garden cocktail attire for strolling indoors and out!)
- **Patrons** may still support this 71st Garden Tour and be included in Tour Guide, signage and online: Check mailed: PO Box 521003, Tulsa OK 74152-1003 [Eventbrite](#)
- **Be a Host/Hostess** during the Tour. Contact Hostess Chair [Phyllis Ogilvie](#) for details.

3p, May 13 Deadline

\$10 Advance* Ticket AND Raffle Tickets for Cohlmia's The Plant Place plant via [Eventbrite](#) Tulsa Garden Center [Eventbrite](#)

*Advance Ticket is redeemed for official Tour Guide at first garden visited

May 14 Tour Day

- **\$15** may be purchased at first garden visited to receive official Tour Guide
- **\$5/\$20 Raffle Tickets**

Watch Facebook [@TulsaGardenClub](#) for upcoming media including *Oklahoma Gardening!*



Sabrina and Glenn Brown
6702 Riva Ridge Road

Kathy and Mike Mears
2134 East 27th Street




71st Annual Garden Tour

Gardeners and Their Secrets

by Cindy Davis, Member since 1990 & Brenda Michael-Haggard, Member since 1995



Patsy and Jim Rodgers
2235 East 35th Street



Gwen and Jim Wilburn
1332 East 27th Place

Beth and Paul Teel
5707 South Birmingham Avenue



Drawing Tickets available

NOW - 3p, May 13! Drawing is 3p, Tour Day, May 14, for this large, beautiful planted container, \$500 value, courtesy of Cohlmia's The Plant Place. On display at Rodgers' garden during Tour.

\$5 ticket * \$20 five-ticket bundle

- **May 2, 10:30-11am, BEFORE, and 12:30-1p, AFTER** Club meeting at Tulsa Garden Center
- [Eventbrite](#)

Tour proceeds benefit formal and informal gardening education projects and partners, including Tulsa Garden Center and TCC's Second Chance program in horticulture for inmates of Dick Conner Correctional Center.

As a not-for-profit educational organization subordinate to Oklahoma Garden Clubs, Tulsa Garden Club accepts charitable gifts deductible to the extent allowed by current tax law.



Plants for NSU-BA Campus

by Phyllis Ogilvie, Member since 2017

Hi, Tulsa Garden Club!

Thank you for the warm welcome at your meeting on April 4! I really enjoyed being able to hear the presentation and meet and talk with some of you.

Please remember if you have any plants that you are thinning out during your spring clean-up this year, please bring them to the next meeting on **May 2. I will pick them up.** I will gladly take your shade-loving plants, your sun-loving plants, your bulbs, your ground covers, your shrubs, and anything and everything in between to help beautify our campus on a budget!

I'm very happy to let you know that one of your members, (AKA Ginny Graham!) had just removed eight Sunshine Ligustrums before the last meeting that I was able to pick up after the meeting, and those are in the ground and they look great.

If you can't get your plants to the meeting, please contact me and I will gladly figure out a way to get them from your home/office/etc. or you can always bring them to campus if that is easier for you.

I plan to use these plants to fill in areas of our campus gardens that have suffered most recently from the harsh winter two years ago. They will also be used in gardens that could use refreshing around campus. I now have a great labor force on campus from our recent establishment as a New Leaf training facility to plant and care for these new plants, so now I just need to get plants to campus!



Thank you so much for your help and I look forward to seeing you again on May 2!




Julia Rogers
Northeastern State University
Broken Arrow Campus
rogers83@nsuok.edu
918-449-6351 (office)
918-510-0581 (cell)



NORTHEASTERN
STATE UNIVERSITY



Flower Show Awards Exhibits and Youth Posters



Planting Spring Bulbs

By Charlene Wells , Member since 2007

Alocasia/Colocasia (Elephant Ears)

Growing an elephant ear plant is easy if you have plenty of rich moist soil and water. Alocasia is the group of medium-to-large elephant ears. Colocasia is the group of larger-to-giant elephant ears. These large leaved plants prefer partial shade. These "bulbs" are really corms. The difference bulbs and corms: bulbs are leaves coiled inside the bulb, the inside of a corm is all stem.



Plant elephant ear corms outside after all danger of frost has passed and daytime temperatures are above 70 degrees, as elephant ears are tropical plants and cannot tolerate any frost. They only emerge when the soil is warm. Select a location in full sun or part sun with a good rich moist organic soil. Turn soil to a level of 8 inches with a garden fork or shovel. Then level off with a rake to alleviate clods and grass clumps. Dig a hole about 8 inches deep and plant the small end down. It would be good if the top of the corm is just below the surface of the soil.

Pat the soil down around the corm with hands. Water thoroughly.

One can plant the corms in pots thus getting a head start on the weather. Again, use a good rich moist potting soil and plant the same depth as you would outside. Water thoroughly. Keep the corms inside until you see a small amount of green coming out of soil. When ready to plant outside set them outside for a week to harden off a bit. It is important to water the plants thoroughly, but not enough to make the corm rot. Regular fertilizer is helpful.

In the fall when the weather starts to cool down, remove the corm from the soil, remove leaves and stalks, and store in peat moss or vermiculite inside at about 50 degrees.

Resources:

Plant Index.com

WaltersGardens.com



Check out other tips on Tulsa Garden Club YouTube channel:

<https://www.youtube.com/channel/UCCLribdiXIUINifaaDmqCBA>