



**Tulsa Garden Club**  
gardening • community • education  
PO Box 521003 Tulsa OK 74152-1003  
*Beautifying Tulsa since 1929!*  
Member: National Garden Clubs and  
Oklahoma Garden Clubs

**See Page 4 for  
invitation and  
RSVP details  
for Members  
and Guests!**

**Annual Membership Luncheon**  
*Planting Ideas,  
Celebrating Friends!*  
**June 6, 2022**  
**11 am**  
**The Summit Club**  
**15 West 6th Street**  
**Tulsa Oklahoma**



**SUMMIT**



*Everyone can grow in our garden!*

[www.TulsaGardenClub.org](http://www.TulsaGardenClub.org)

@TulsaGardenClub



# Tulsa Garden Club 2021-2022 Officers

## *Planting Plants, Growing Friends*

**President, Rose Schultz**

**1<sup>st</sup> Vice President, Kathi Blazer**

**2<sup>nd</sup> Vice President, Fleta Haskins**

**Recording Secretary, Judy Weaver**

**Corresponding Secretary, Linda Smith**

**Treasurer, Carol Puckett**

**Assistant Treasurer, Sue Hicks**

**Historian, Patty Freese**



## Table of Contents

- Page 3** President's Perspective
- Page 4** Annual Luncheon
- Page 5** National Garden Club Week
- Page 6** May Showers Bring More Flowers
- Page 7** 71st Annual Garden Tour
- Page 8** Growing Roses in Containers



Tulsa Garden Club  
gardening • community • education

## Rose Fund

April 2022

[www.TulsaGardenClub.org/Rose-Fund](http://www.TulsaGardenClub.org/Rose-Fund)

### Donors

Andrew Carletti & Staff

Carletti Dentistry  
& Associates

Janice Gordon

Mary Thomason  
Matthews

Marvene & Linda  
Vanhooser

### Honorees

James Morrison

Cynthia Hubbard

Sandra Norman

Bub & Mayetta

Patsy Nimerick

*EIN 73-1359566 Tulsa Garden Club is a not-for-profit educational organization subordinate to Oklahoma Garden Clubs. Charitable gifts are deductible to the extent allowed by current tax law.*

**Remember, Tulsa  
Garden Club's  
Membership year is  
July—June!**

**Help Us Raise Needed Money!**

**Bloomin' Bucks**  
with Brent and Becky's

**Brent & Becky's Bulbs** supports clubs like ours with a percentage of sales.

**Order** your spring-flowering bulbs, NOW, to plant before snow flies!

Select Tulsa Garden Club,  
hit **GO**.

Click **YES** through the REMINDER page,



# President's Perspective

by Rose Schultz, Member since 2016

*Planting Ideas, Celebrating Friends!* Can it be? Our gardening year is almost over! Many ideas have been planted and I am celebrating many Friends. Make your reservation for June 6 today so you can celebrate with all of us.

Even though our June meeting is not far away we have much happening before that meeting. Some of those things are seeking out new plants to purchase and plant in our yards, some are touring other yards for ideas, some are just walking around our yards and rejoicing in a job well done! I prefer doing this with a glass of wine.

The last major event for the Tulsa Garden Club this year is National Garden Week, the first full week of June, during which Susan Henderson has planned a full week of activities. Also, during this week, Phyllis Ogilvie has planned a



MAGICAL MYSTERY trip, I'm excited to discover where?

As I write this article, I realize this is my last time to write an article as President of the

Tulsa Garden Club. At the June 6 meeting, new officers will be installed. Our new President, Kathi Blazer, will be writing this column during 2022-2023. Congratulations and 'thanks' Kathi!

During the past two years, Tulsa Garden Club has accomplished many things, none of which could have happened without you and many other members who donated your time and talents to make it all possible. I am very appreciative.

My world is definitely richer for having met and worked with the members of the Tulsa Garden Club. Thanks for putting your confidence in me.

Rose Schultz, President

*Planting Plants, Growing Friends*



## Gardening Secret #7

The peony is a most-beloved springtime bloomer. Bring peony blooms inside to extend their enjoyment! Harvest on a May morning when the peony buds are at the "marshmallow" stage. Gently press each bud between two fingers. When bud feels soft to the touch—like a fluffy marshmallow—and has a bit of color exposed, cut with sharp, disinfected shears and pop into a container filled with lukewarm water. Display out of direct sun. Keep your vase filled with clean water for longest life!




# ***Planting Ideas, Celebrating Friends!*** **Annual Membership Luncheon**

June 6, 2022

11AM \* MONDAY \* JUNE 6, 2022  
THE SUMMIT \* 30TH FLOOR BALLROOM  
15 WEST 6TH STREET

## ***Planting Ideas, Celebrating Friends!***



Tulsa Garden Club  
gardening • community • education

***PLANTING PLANTS, GROWING FRIENDS***

MEMBER: NATIONAL GARDEN CLUBS, OKLAHOMA GARDEN CLUBS

JUNE 1 RSVP DEADLINE: SANDY@FARRIST.COM



\$40 BUFFET LUNCHEON  
BRING CHECK PAYABLE TO TULSA GARDEN CLUB  
"NO SHOWS" WILL BE BILLED

10:30 AM CARPOOL FROM  
TULSA GARDEN CENTER

NATIONAL GARDEN WEEK JUNE 5-11



PARKING \* FREE VALIDATION

BANK OF AMERICA GARAGE

ENTRANCE: BOULDER BETWEEN 5TH & 6TH STREETS

NOTE: 10 SUMMIT SPACES ON 4TH FLOOR

MAIN PARK PLAZA GARAGE

ENTRANCE: BOULDER BETWEEN 4TH & 5TH STREETS

NOTE: VISITOR PARKING SPACES ONLY

*Everyone can grow in our garden!*

[www.TulsaGardenClub.org](http://www.TulsaGardenClub.org)

@TulsaGardenClub



# National Garden Week

June 5-11, 2022

By Susan Henderson, Member since 2021



## **Sunday Spread The Word: Gardening is for Everyone**

Get out your camera or phone and take a shot of what's blooming in your yard. Join the picture if you'd like. Post it on Facebook and/or other social media and tell the world it's National Garden Week.

## **Monday A Gathering of the Gardeners: Tulsa Garden Club Annual Membership Meeting/Luncheon.**

## **Tuesday The Famous Mystery Tour**

Off we go on another tour to place unknown for fun, fellowship, and flowers.

## **Wednesday A Day to Prune, Plant, and Share**

Outside the Conservatory at Woodward Park you will find a Meet and Swap. Plants, cuttings, and lots of ideas. Thanks to the City of Tulsa and TGC members.

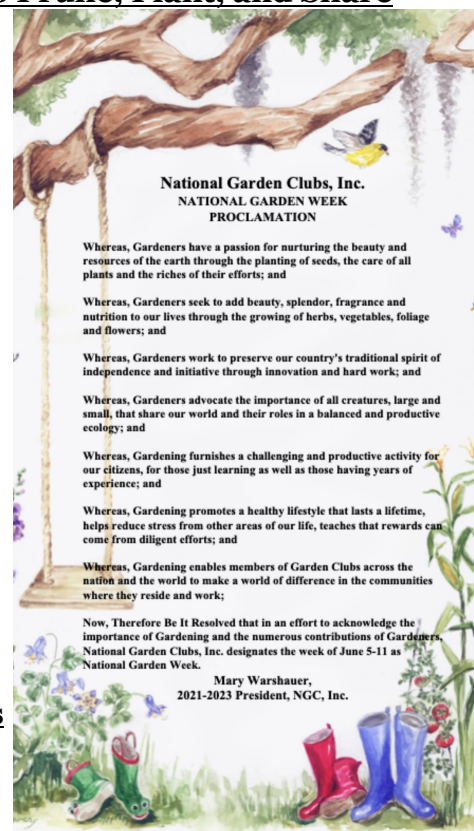
## **Thursday Proclaim That It's National Garden Week**

His Honor the Mayor and other local dignitaries will sign their names and attest that Tulsa Loves Gardens. Let's post that news all over the internet.

**Friday Growing Young Gardeners** Spring is perfect to start some young gardeners. Now is the time to teach them to love the beauty of nature. Gardening books from National Garden Club are presented to area schools.

## **Saturday Open Your Yard to Neighbors and Friends**

Share your Spring time yard with friends, family, and others. Come, have a cup of coffee, chat with friends, and share with others the beauty you have helped to create.



The gardening education vision includes looking toward TGClub's centennial. Are you a founding Member's descendant? Do you know their family members?

Please contact First Vice President and Membership Chair Kathi Blazer, [TulsaGardenClub@gmail.com](mailto:TulsaGardenClub@gmail.com).

# May Showers Bring More Flowers

by Phyllis Ogilvie, Member since 2017

## Six tips to a better third week of May for your garden flowers and trees


- Be sure to water newly planted trees and shrubs that will help to establish roots before the summer's heat. This will also assist with the tree being more resistant to borers.
- Plant dahlia tubers in well-drained sandy loam and make sure they will get at least 8 hours of sun daily. Put in stakes now to support the taller dahlia varieties. If you take care of dahlias thru the summer, they will supply you with fall color through the first frost.
- Deadhead your pansies to prolong their blooms. Deadheading is a British term for removing faded flowers. If you prefer more flowers over seeds, this is a 'must' action. Annuals and perennials will produce more blooms and your garden will look well-groomed for your garden guests.
- Pull up maple, elm, redbud, and any seedlings in the garden now to avoid digging up young trees later.
- Carry a container of warm water into the garden when focusing on cutting flowers and place the cut flowers immediately in the warm water so they will last longer for your enjoyment.
- If you have any spare cut flowers, plants you are dividing, or beds you are thinning, I am positive your neighbors will appreciate them. Or, call or text 918-760-6818 to find a Garden Club Member to become a foster flower parent and to welcome your plants to a new home!

For year-round planning and tips, watch OSU/[Oklahoma Gardening](#).



# 71st Annual Garden Tour Quick Photos


by Cindy Davis, Member since 1990 & Brenda Michael-Haggard, Member since 1995



**Garden Guests**



**Cashiers**



**Thank you!**

Thank you, Patrons, for helping share  
*Gardeners and Their Secrets*

**PRESENTING PATRON**  
Wendy and Gentner Drummond

**SUSTAINING PATRON**  
Anonymous

**PALLADIUM PATRON**  
Marla and Steve Bradshaw  
Celeste and Mark Davis  
Christine Detrick  
Franden Farris

Mrs. Walt Helmerich  
Messages Floral Design Studio  
Amy and Jim Riddle

**PLATINUM PATRON**  
Jackie and Augustine Killing  
Graves McLain PLLC

**GOLD PATRON**  
Irma Galloway  
Honoring Nancy Greer  
Brenda and Lloyd Haggard  
Jones Gotcher  
Susie and Bob Mase  
Dr. Clark and Phyllis Ogilvie  
Rancho Flores Garden Center  
Crystal and Jim Stovall

**SILVER PATRON**  
Brenda and Don Johnson  
Debbie and Sam Joyner  
Ginger and Dave Kollman  
Ann and Jim McKellar  
Jeanne and Richard Richardson  
Susan and Tracy Robinett

Sundance Office  
Nancy and Phil Tholen  
Tulsa Neurospine  
Leslie Paris and Ken Ray Underwood  
Susie and Don Wellendorf  
Julie and Gregory Wood

Joyce Roodman  
Stone Petal Landscape, LLC  
Connie Swan and Bob Klumder  
Pat and Mel Whittington  
Susan Wilkes and Hobart Hammond

Tulsa Garden Club  
tulsagardenclub.org



**Homeowners**



**Hostesses**



**More to come!**

**Watch online for photo album.**

Tour proceeds benefit formal and informal gardening education projects and partners, including Tulsa Garden Center and TCC's Second Chance program in horticulture for inmates of Dick Conner Correctional Center. As a not-for-profit educational organization subordinate to Oklahoma Garden Clubs, Tulsa Garden Club accepts charitable gifts deductible to the extent allowed by current tax law.

# Growing Roses in Containers

By Brenda Johnson, Member since 2001

Growing roses in containers can give you more control of the plants environment and flexibility. If you are experiencing lack of sun because you have a shady garden then you have the convenience of placing the rose in an area that receives at least 6 or more hours of sun. If you are an urban gardener and have run out of space, containers can add to your garden. Splendid rose gardens can be planted on terraces, balconies, or any area capable of holding a wide assortment of containers. Begin with purchasing good plants from a reputable nursery or online. Choose varieties whose habits are appropriate for containers such as Floribundas, small shrubs, and miniatures. (all roses can be grown in containers) After selecting your rose, purchase good potting soil. The best soil to use is a medium specifically blended for potting. Some potting mixes may include fertilizer. These mixes are lightweight, free of disease and insect eggs, plus they retain water.

**NEVER USE GARDEN SOIL IN CONTAINERS.** It is too heavy, drains poorly and brings insects and disease with it. Make sure your containers have good drainage holes in the bottom.

Potting soil needs more frequent watering. This flushes out nutrients in the soil making it necessary to add nutrients more often. Incorporate a slow release fertilizer on top of the soil, never around the roots, and augment it with half strength water soluble fertilizer. ( Miracle Grow) Wash directly into the root zone for immediate intake. Apply the water soluble fertilizer every two weeks.

An attractive way to display your rose is double potting. Place a plain plastic pot inside a large decorative ceramic or terracotta container with space between. Fill the space between with mulch that acts like insulation during hot weather. Be sure that both pots have good drainage holes.



For more rose resources, click:

[Roses for Tulsa](#) on [Tulsa Rose Society's](#) web site

“[Find A...](#)” on [American Rose Society's](#) web site

Check out other tips on Tulsa Garden Club YouTube channel:

<https://www.youtube.com/channel/UCCLribdiXIUINifaaDmqCBA>

