

NOVEMBER 2023



Here We
Grow Again



Tulsa Garden Club
gardening · community · education

PO Box 521003 Tulsa OK 74152-1003

Member: National Garden Clubs
and Oklahoma Garden Clubs

Beautifying Tulsa since 1929!

11 a.m., Monday
December 4, 2023

Tulsa Garden Center
2435 South Peoria Avenue

IT'S A "RETRO"
HOLIDAY!



11 a.m., Monday
Dec 4, 2023

Tulsa Garden Club
gardening · community · education

Tulsa Garden Center

Merry Mingle & Jingle

An interactive holiday event for
Members and guests!

TulsaGardenClub.ORG * TulsaGardenClub@GMAIL.COM

RSVP by Nov 29

Member: National Garden Clubs
& Oklahoma Garden Clubs

Come join the fun for our interactive, potluck holiday event for Members and Guests. Please **RSVP** to 1st VP Cathy Covington ensure seating and supplies:

- bring a retro dish served in "Christmases past". This could be fun! Dig out recipes for Jell-o salads, stuffed celery, ribbon candy or a crockpot dish you, Mom or Granny used to make. And of course, who will bring Ritz crackers with Kraft pimento cheese?
- wear your retro holiday attire, such as Christmas sweaters and jewelry.
- bring an ample container (pottery or glass) to transport home your hands-on floral creation. Your container should be no less than 4 to 5 inches inches at the opening and about the same depth. We will have extras for guests.

So, be Merry, Mingle, and Jingle, Jingle, Jingle...with us for holiday kick-off fun!



Tulsa Garden Club 2023-2024 Officers

Planting Oklahoma: Let's Think Global and Plant Local

President *Kathi Blazer*

1st Vice President *Cathy Covington*

2nd Vice President *Jimmy Black*

Recording Secretary *Jane Crawford*

Corresponding Secy *Sharon Williams*

Treasurer *Phyllis Ogilvie*

Assistant Treasurer *Jeri Keith*

Historians *Judy Weaver & Linda Smith*

Standing Committees

Awareness *Brenda Michael-Haggard*

Education *Susan Foust*

Membership *Cathy Covington*

Organization *Fleta Haskins*

Garden Tour/Patrons *Sandy Farris & Brenda Michael-Haggard*



Table of Contents

Page 3 President's Perspective

Page 4 Gardening Education in Action

Page 5 History Bite

Page 6 Gardening for Bats

Page 7 Designer's Choice Workshop

Page 8 73rd Annual Garden Tour



Tulsa Garden Club
gardening • community • education

TulsaGardenClub@gmail.com

Rose Fund

October 2023

www.TulsaGardenClub.org/Rose-Fund

DONORS

Dr. Carletti, Karen,
Cathy & Staff

Kathy Chenoweth
Louise & Jerry Greer
Kaiser Tax Dept.

Virginia & Tom McCoy

HONOREES

Lynda Schaffitzel

Dr. Richard Payne
Annette Pringle

Melanie Godwin

Colonel George V.
McCoy, Sr.

EIN 73-1359566 Tulsa Garden Club is a not-for-profit educational organization subordinate to Oklahoma Garden Clubs. Charitable gifts are deductible to the extent allowed by current tax law.

Welcome, New Member!

Brenda Lawyer

(corrected name from October "Welcome")

Membership in Oklahoma's largest, longest-operating garden club, and one of the first nationally-federated garden clubs, extends Tulsa Garden Club's vision to engage the community through gardening education.

Members benefit from affiliation with Northeast District of Oklahoma Garden Clubs, Inc., Oklahoma Garden Clubs, Inc. (OGC), South Central Region of National Garden Clubs, Inc. (SCR), and National Garden Clubs, Inc. (NGC)

Help Us Raise Needed Money!

Bloomin' Bucks
with Brent and Becky's

Order bulbs and perennials to plant for fall 2023! Click the Bloomin' Buck\$ image/link, choose Tulsa Garden Club to "seed" in multi ways.



President's Perspective

by Kathi Blazer, Member since 2018

Care for Christmas Wreaths

I receive one gorgeous Christmas wreath annually and work to keep it that way. Here's what I do, and Martha Stewart approves.

- 1. Condition branches to rehydrate.** Before making wreaths or garlands, fill buckets with room-temperature water. Using a hand pruner, make diagonal cuts through the stems (this allows more water to be absorbed), then gently crush the exposed end with a small hammer. Set them in water for a few hours before working with the plants. I soak my pre-made wreath overnight in the bathtub.
- 2. Hang Your Wreath Outside.** If you plan on [hanging a live wreath](#) indoors, reconsider, because it will last much longer outside than in a heated home. You can bring it in to 'visit' for special times, then mist and return outside. Keep your wreath out of direct sunlight, It can last up to 8 weeks if out of the sun and misted regularly.
- 3. Apply Water.** Spritzing or [misting your wreath](#) with water regularly is essential—



Photo courtesy [Missouri Botanical Garden](#).

and will prevent your piece from turning brown. We recommend spritzing the back of the wreath (where the cut ends of the boughs are) every two to three days.

4. Cover the Wreath at Night.

Cover its face with a lightweight plastic bag at night, like a trash bag, You can just tuck it around the outside of the wreath and keep it hanging and easily remove plastic the next morning.

- 5. Try an Anti-Transpirant Plant Spray.** Once you've conditioned the cuttings, treat them with an anti-desiccant spray, which is available online and at local garden centers and nurseries. This seals the pores on the leaves and bark and helps the foliage retain moisture.

Looking forward to going “retro” with you on December 4!

Kathi Raun Hromas Blazer



Kathi Raun Hromas Blazer
President, 2022-2024

Gardening Education in Action

By Club Awareness Team

Growing for Tulsa! Horticulture-Specialty Flower Show October 18 General Show

Chair **Linda Smith** presented Sweepstakes award to Club Member De-
lores Comfort, pictured left. At right is just one of De-
lores' exhibits! Gardeners of all ages entered their con-
tainer-grown plants, cut stems, botanical arts, collec-
tions and displays.



Below left is the Grower's Choice and Special Award-
winning exhibit. In center is just one Youth Division
Award-winning *Rosa chinensis*. Bottom right shows
President Blazer sharing gardening tips with students
during afternoon demonstrations. See more on the
Club's Facebook page and TulsaGardenClub.org.



Wild About Wildflowers October 28




Thanks to NGC's grant,
NSU-Broken Arrow and Julia
Rogers for helping present the
44th Oklahoma Garden Clubs
(OGC) wildflower workshop for
45 participants and three native
plant vendors.



NGC Gardening School and more! This month Cushing Gladiolus and Tulsa garden

clubs presented NGC Gardening
School Course 1 via Zoom. You may
still dig in to remaining sessions.
Register via **Eventbrite** or call Reg-
istrar Judy Grotts, 918.630.1979.

Learn more about NGC Schools to
refresh or to become a consultant!



Environmental School

Helping members become accomplished environmental consultants. Helping others engage in environmental education.



Flower Show School

Flower Show School is a comprehensive program that teaches all you need to know about judging, entering, competing and chairing a NGC flower show.



Gardening School

Gardening Schools provide educational information to those who are especially interested in gardening, horticulture and related subjects.



Landscape Design School

Landscape Design School aims to help members develop a greater appreciation of the environment, both natural and human made.

History Bite

by Linda Smith, Member since 2017, and Judith Weaver, Member since 2016

YESTERDAY

The Tulsa Garden Club “Greens Committee” was formed in 1962. For many years, this group of ambitious Members worked every Wednesday from March through December, setting up workshops in homes to make Christmas wreaths, swags, kissing balls, door swags and table decorations. Members and friends brought pine cones and seed pods from all over the country for the Greens Committee’s holiday project. One Member, while searching passionately for nature’s material, suffered a broken leg while climbing in Utah (according to a newspaper article found in the Club’s archives).

The priority of the Greens Committee was to raise funds for student grants. The goal to raise money continued in 1983 when the annual Christmas Tea was held at the Garden Center on Friday, December 9. (Club Members spent days decorating the Mansion for the holidays.)



Members and guests enjoyed a luncheon and entertainment with proceeds going toward the OSU student grants program. The photo on the left (*Tulsa World*) shows “kissing balls” that were handed to four grant recipients at the Tea. On Saturday and Sunday, Dec. 10-11, the Christmas Decorations Show was open to the public.

Holiday decorations and ornaments made by Members were sold. One popular Christmas feature was a 7-foot poinsettia tree displayed in the Mansion lobby.

TODAY

The Tulsa Garden Club now gives eight to ten scholarships annually to OSU students of horticulture and landscape architecture. We also are proud to support the Second Chance horticulture program with Dick Conner Correctional Center in Hominy, Oklahoma.

Your contributions and support of our ongoing projects, the annual Garden Tour, Patrons/Donations, Ticket Sales, Garden Kiosk, and Garden Garage Sales are much appreciated.

Learn more. Give to gardening education. TulsaGardenClub.org.

A garden is a grand teacher. It teaches patience and careful watchfulness; it teaches industry and thrift; above all it teaches entire trust.

Gertrude Jekyll

Gardening for Bats

by Judith Weaver, Member since 2016

Bats are “people” too!

Bats are an important part of our ecosystem. With natural habitats declining, bats need our help now more than ever. Bats are mammals that hunt by using echolocation, a mixture of sonar and special ear features that allow them to “see” with sound. Bats will eat many of your unwanted yard and garden pests including moths, beetles, and biting insects like mosquitoes.

Landowners whose crops and landscapes have been damaged by insects install bat boxes to welcome bats to their properties. Oklahoma bats forage for insects in the early evening and later at night.

In one night a single bat can consume up to 40% of its weight in insects. Oklahoma bats seek out a variety of daytime retreats such as caves, rock crevices, old buildings, bridges, mines and trees. Pollination is associated with bees and birds but bats play a major role in pollinating crops and spreading seeds.

Setting up a bat house near your home is a great way to get involved in protecting bats. Their nightly

displays of aerial acrobatics are fascinating to watch! At least 23 species of bats have been documented in Oklahoma but only seven species are most likely to occupy bat houses in urban areas.

One of the best places to see bats is right here, outside the Tulsa Garden Center, in the big trees like the magnolia next to the parking lot. Also, the banks of the Arkansas River and dam provide homes to bats.


Click on the links below to discover more about bats.

Bat Conservation international BatCon.org and its [Guide to](#)

[Gardening for Bats](#), list of regional native plants

Oklahoma Department of Wildlife Conservation: [BAT WEEK SPOT-LIGHT: State’s Flying Mammal Focus of Ongoing OU Research](#)

Tour [Selman Bat Cave](#) south of Freedom, Oklahoma, with Casey Hentges and *Oklahoma Gardening*.



Designer's Choice Workshop

by Sue Lovelace, Member since 2004, President 2011-2013

Hands-on Floral Design Workshop 9 a.m.—3 p.m. January 24, 2024

Join us for a full-day, hands-on workshop for novice through expert-level floral designers. Unleash your inner artist like late Member Denise Caves in whose memory this workshop is presented. Only 36 design seats available so register early.



Learn principles of design, mechanics, alternatives to floral foam, instruction on Botanical Arts and other tips for improving your floral design skills with NGC Master Accredited Flower Show Judge and Design Instructor Cathy Waitinas.



Cathy is a member of Arissa and Garden Guild Garden Clubs, Creative Floral Arrangers of the Americas and the Society of American Florists. She taught school and spent 30+ years in the nuclear industry in safety and technical writing. She and her husband Jerry live out in the country near Oliver Springs, Tennessee. Cathy enjoys leading workshops and floral design programs. If she doesn't answer her phone, she's probably in her basement woodworking shop building a design

structure for her next class!

You will complete two (2) petite designs, both of which are in the *Showing for Tulsa! Petite-Specialty Design Flower Show Schedule April 6, 2024*:

- Armature design – 12” ([NGC Flower Show Handbook](#), Chapter 7, page 77).
- Horizontal design – 6”

Bring: Paper/Pen, camera, toolbox (see [YouTube Floral Designer's Toolkit video](#)), any dried plant material you wish to use and/or could share. Keep in mind that these are petite designs and that material should be proportional. Covered drink optional.

RESERVE your design seat **by January 15, 2024** via [Eventbrite](#) or mail \$55* check payable to Tulsa Garden Club, PO Box 521003, Tulsa OK 74152-1003. *includes refreshments, lunch, SWAG, containers, floral supplies, handouts

OKLAHOMA
Gardening

Watch #gardeningeducationpartner [Oklahoma Gardening](#) on OETA, every weekend:

11 a.m. Saturday * 3 p.m. Sunday

Enjoy [Oklahoma Gardening Classics](#) on YouTube, anytime!



73rd Annual Garden Tour Gardens Unveiled

By Brenda Michael-Haggard, Member since 1995

Thank you for supporting gardening education!

73rd Annual Garden Tour

Tulsa Garden Club
gardening · community · education

Tulsa Heart & Soil

73rd Annual Garden Tour

Patron Recognition Party
6:30 p.m., Friday, May 10, 2024
Home & Garden of
Ben Stewart & Chris Murphy

Tour Day
10 a.m. - 4 p.m.
Saturday
May 11, 2024

Club Members and guests viewed the first photos of our May 11, 2024 Tour.

Patrons will receive your invitations to support the state's longest-running charitable educational garden tour promoting formal and informal gardening education.

Watch for details on TulsaGardenClub.org and [Eventbrite](https://www.Eventbrite.com).



2846 E 34th Street




2744 S Victor Avenue

Thanks to our featured garden/homeowners for your generosity in making this Tour a most special gardening education event:

Carla Gilbert
Nikki and Frank Rhoades
Fayenelle and Jay Helm
Jane and Monty Butts



240 E Woodward Boulevard



2641 S Columbia Avenue

Everyone can grow in our garden!

www.TulsaGardenClub.org

@TulsaGardenClub

