



Tulsa Garden Club  
gardening · community · education



# Here We Grow Again

November 2024

Oklahoma's legacy garden club  
Established 1929

A Path to  
a Greener Future!

Grow Oklahoma!

TulsaGardenClub@gmail.com  
TulsaGardenClub.org  
PO Box 521003 Tulsa OK 74152-1003  
Member: National Garden Clubs  
and Oklahoma Garden Clubs

**Next Member Meeting**  
**11 a.m., Monday**  
**December 2, 2024**  
**Cohlmia's, The Plant Place**

**MERRY, MINGLE & JINGLE**  
**AT COHLMIA'S**  
**WITH LIGHT SNACKS AND A SPECIAL**  
**DEMONSTRATION ON CREATING**  
**BEAUTIFUL AND FRESH DESIGNS FOR**  
**MANTELS AND MORE!**

**RSVP** by Nov 22 to join us for merriment.



Garden Inspi-  
ration  
*Cindy Davis,*  
*Member since*  
*1990.*

Come with your  
gift lists—  
Cohlmias will  
offer a 10%  
discount!

*Grow Oklahoma: A Path to a Greener Future*

**11 a.m.**  
**Monday**  
**Dec 2, 2024**

Tulsa Garden Club  
gardening · community · education

95  
Years Beautifying  
Tulsa

**Merry Mingle & Jingle**  
*An interactive holiday event for Members and guests!*

**Cohlmia's, The Plant Place**  
1502 S Cincinnati PI

RSVP By Nov 22 to 1st VP Susan Henderson  
817.988.3478 \* SusanEHenderson@yahoo.com

TulsaGardenClub.org  
TulsaGardenClub@gmail.com  
#GardeningEducation

Member:  
National Garden Clubs &  
Oklahoma Garden Clubs

# Tulsa Garden Club 2024-2025 Officers

**Grow Oklahoma: A Path to  
a Greener Future!**

President *Cathy Covington*

1<sup>st</sup> Vice President *Susan Henderson*

2<sup>nd</sup> Vice President *Jimmy Black*

Recording Secretary *Jane Crawford*

Corresponding Secy *Sharon Williams*

Treasurer *Phyllis Ogilvie*

Assistant Treasurer *Jeri Keith*

Historian *Carol Puckett*

Standing Committees

Awareness *Brenda Michael-Haggard*

Education *Susan Foust*

Membership *Susan Henderson*

Organization *Fleta Haskins*

Garden Tour/Patrons *Jimmy Black, Kathi Blazer  
& Brenda Michael-Haggard*



## Table of Contents

- Page 3** President's Perspective
- Page 4** History Bite
- Page 5** Grow Oklahoma: One Member at a Time
- Page 6** Grow Oklahoma: Plant Trees
- Page 7** Grow Oklahoma: Water Wise
- Page 8** Grow Oklahoma: Learning for our Future



Tulsa Garden Club  
gardening • community • education

[TulsaGardenClub@gmail.com](mailto:TulsaGardenClub@gmail.com)

## Rose Fund

October 16—November 15, 2024

[www.TulsaGardenClub.org/Rose-Fund](http://www.TulsaGardenClub.org/Rose-Fund)

### DONORS

Sandy & Joe Farris

Kathi Blazer

Sandy & Joe Farris

Brenda Michael-Haggard

Phyllis & Dr. Clark Ogilvie

Phyllis Ogilvie

Drs. Carletti, Maxwell,  
Floyd, Stevens & Staff

Drs. Carletti, Maxwell,  
Riddel, Stevens & Staff

Phyllis Ogilvie

Sandy & Joe Farris

The Carletti Family  
Dr. Carletti, Cathy,  
Karon, Janice & Staff

Dr. John F. Carletti

### HONOREES

Roman Aloisio

Jimmie Black

Kathi Blazer & Alice Rodgers

Rolo Briseno

Sarah Ferguson

Alice Rodgers

Steve Ruggles

Jeff Sparks

John Franklin Stevens, Jr.

*EIN 73-1359566 Tulsa Garden Club is a not-for-profit educational organization subordinate to Oklahoma Garden Clubs. Charitable gifts are deductible to the extent allowed by current tax law.*

## Welcome, New Member!

**Glenda O'Brien**

10:15a.m., February 5, New Member Coffee

Ask to join [FB Members' private group!](#)

Membership in Oklahoma's largest, longest-operating garden club, and one of the first nationally-federated garden clubs, extends Tulsa Garden Club's vision to engage the community through gardening education.

Members benefit from affiliation with Northeast District (NED) of Oklahoma Garden Clubs, Inc., Oklahoma Garden Clubs, Inc. (OGC), South Central Region of National Garden Clubs, Inc. (SCR), and

National Garden Clubs, Inc. (NGC)

**Help Us Raise Needed Money!**

**Bloomin' Bucks**  
with Brent and Becky's

Order bulbs and perennials to plant for fall!  
Click the Bloomin' Buck\$ image/link, choose  
Tulsa Garden Club to "seed" in multi ways.



# President's Perspective

By Cathy Covington, Member since 2021

## OUR PATH TO A GREENER FUTURE

As we transition into November, it's a great time to reflect on all our successes and the beauty of our shared passions for gardening. The crisp autumn air reminds us of the cyclical nature of our gardens, where every season brings new opportunities.

This month I would like to take a moment to appreciate the hard work that each of you has contributed to our Club. Your dedication—whether a Member, a Patron, Partner, or just a great friend—has enriched our gardens and fostered friendships and a sense of community.

November is a time of gratitude, especially of all the women and, now, men, of the last 95 years who have made the Tulsa Garden Club what it is today. I, also, have gratitude for the nature around us, like the vibrant colors of fall, the last blooms of the season, and the preparations for winters' rest.

Remember our Merry, Mingle & Jingle holiday program at Cohlmi's on December 2 at 11 a.m. The Cohlmi's team will be showing us how to decorate front doors and mantles and a refresher on bow making. RSVP by November 22 to [Susan Henderson](#) or call/text 817.986.3478.

I wish you a happy Thanksgiving and I hope to see you in December!



Cathy Covington

President 2024-2026

Cathy



*There are many things we can do in our gardens in November to bolster the health and performance of soil, plants, and critters. With a little bit of upkeep, soil building and protection PLUS general maintenance, we will be able to close out the growing season without any unfinished business.*

- Clean up plant debris to avoid recurrence of existing pest/disease issues such as trimming and discarding peony stems with powdery mildew.
- Balance that cleanup with allowing some healthy stems to stand and fallen leaves in beds to remain as added protection for perennials and beneficial organisms.
- Avoid bare soil. Transplant ground covers and lay mulch (leaves!) to protect from erosion, to enrich soil, and to keep winter weeds from propagating. Apply fall fertilizer as directed.
- Bring plants inside bug-free after a sudsy dunking: Transplant from oversized containers to smaller pots, line up the pots, fill a bucket with sudsy water to just above the rim of smallest pots. Slowly lower the pot into the bucket. As water fills the pot from the bottom, pluck (and release to the wild) the roly polies and other crawlers as they scurry to the top. Leave a couple minutes, pull out, repeat; add water for taller pots. Dump the suds, refill with clean water and repeat to corral hiding crawlers and rinse the soil/pot. Drain pots well before bringing inside.

*When the going gets tough, the tough get growing.*

Empress of Dirt

[50 Short, Funny, & Favorite Garden Quotes, Jokes, & Puns \(empressofdirt.net\)](http://50Short.Funny.&FavoriteGardenQuotes,Jokes.&Puns(empressofdirt.net))

# History Bite

By Carol Puckett, Member since 2014

## YESTERDAY

President Lyndon B. Johnson proclaimed “Keep America Beautiful”, Governor Henry Bellmon proclaimed “Keep Oklahoma Beautiful” and Mayor James Maxwell proclaimed “Keep Tulsa Beautiful”!

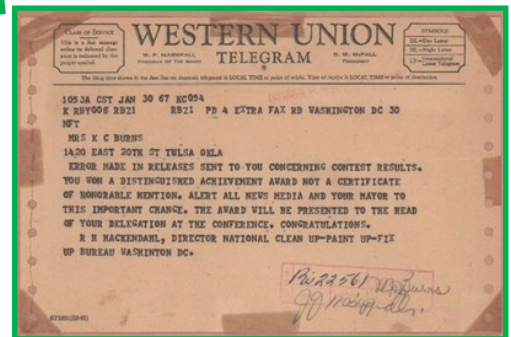
Former President Mrs. Karen Burns took the task to heart and entered Tulsa in the National Cleanest Town Achievement Award Contest. Tulsa Garden Club donated \$1000 in January to Tulsa Garden Center for the beautification of the Garden Center grounds in



anticipation of the annual garden tour.

In October at the state fair Tulsa Garden Club sponsored an Anti--Litter booth Tulsa

Garden Club received a citation from Oklahoma Garden Club and Sears, Roebuck and Co acknowledging their efforts. Tulsa won the Distinguished Achievement Award for 1966.



Resources: Club Archives with The Tulsa Tribune and Tulsa Daily World news paper articles.

## TODAY


Tulsa Garden Club received Keep Oklahoma Beautiful's 2023 Environmental Excellence Award as the Nonprofit Serving Population greater than 40,000,. Tulsa Garden Center nominated the Club for our Youth Team efforts with the Teaching Garden. (Click Award image for nomination video.)



Click for nomination video

**TULSA GARDEN CLUB**

The Tulsa Garden Club has been a long-standing educational partner at the Tulsa Garden Center in Woodward Park. In 2022, their Youth Committee revamped the Children's Corner of the Barn & Visitor Center, creating a dedicated space for in-depth horticultural education. They conducted hands-on activities like DIY paper pots and provided bean seed starts to encourage home gardening. During the Arbor Day celebration, they engaged young participants with activities like bark rubbing and tree cookie keepsakes, fostering a love for trees in the next generation.



# Grow Oklahoma: One Member at a Time

By Susan Henderson, Member since 2021

## GET TO KNOW YOUR BOARD OF DIRECTORS

With each upcoming issue, one of our Board Members will give us a peek into his/her life, and share their visions for Tulsa Garden Club. Our first highlight is Phyllis Ogilvie, our treasurer. Let's get to know Phyllis...



My long-term vision for the Tulsa Garden Club is to increase the success of the Garden Tour and Patron thank you evening so that we can continue to give even more to our non-profits locally, nationally, and internationally that assist with global environmental concerns.

I currently enjoy being Tulsa Garden Club Treasurer and helping with the organization's success. In addition to the gardening education I have learned from the members and speakers, I feel that they have truly helped me with my overall growth in 'old age wisdom'.

*There are many fine friends I have made since joining in 2017, after retirement.*

Phyllis Ogilvie  
Member since 2017

I am active in retirement on several fronts. I am currently Corresponding Secretary for PEO Chapter EG that meets monthly for lunch. We give scholarships, grants, and loans to

women to advance their education for future careers. PEO is an international organization with many chapters throughout the United States.

I also love to oil paint all day on Thursdays with several women in my art instructor's home. I particularly enjoy and try to emulate the impressionist painters.

Another very important aspect is our membership, since 1982, at First Methodist Church. Recently, we went to England with 30 church members, including our Pastor Andrew Thompson, and Pastor Todd Lovell, to see where John Wesley was born. Additionally, we went to many sites all around England to enjoy seeing where he had traveled and spoke as a founding member of the Methodist movement. We sang songs that his brother Charles Wesley composed and appreciated the New Room where John delivered many sermons. It was a wonderful life experience. Again, I really enjoy many facets of retirement, community work, and travel with my husband.

**RSVP for Dec 10 NED All-Member Mtg in Bartlesville!**

## GARDEN KIOSK FEATURE

Happy fall! Your Garden Kiosk is featuring the pop up bags this month. For only \$55 get two sturdy bags—one large and one smaller—to hold your leaf and litter. They have hard plastic bottoms, not like the old canvas ones that tear when dragged along the ground! They also have a side pocket for tools!!

Holidays are easy this year. Contact [Janet](#) or [Pamie](#) to mark handy and fun gifts off your list.



OKLAHOMA  
*Gardening*

Watch #gardeningeducationpartner [Oklahoma Gardening](#) on OETA, every weekend:

11 a.m. Saturday \* 3 p.m. Sunday

Enjoy [Oklahoma Gardening Classics](#) on YouTube, anytime!

# Grow Oklahoma: Plant Trees

By Phyllis Ogilvie, Member since 2017

## PLANT-A-TREE, FORMERLY PENNY PINES

In addition to gardening education, my reason for being an active member and helping with the Garden Tour is listed on page 53 of the Club's yearbook.

Our budget includes the Club's giving levels desired to assist local, national, and international non-profits for environmental concerns.

Please note on each table at our monthly meetings is a small box with a pine tree encouraging our members to drop in change for now Plant-a-Tree that was formerly known as Penny Pines.

## PLANTING TREES AND SAVING FORESTS

For decades, National Garden Clubs, Inc. and the USDA Forest Service have maintained a partnership sustaining our national forests through a tree-planting program.

Plant-A-Tree, formerly known as Penny Pines, is a reforestation and forest education program.

All contributions help the Forest Service to plant trees across the national forest system where reforestation is needed most—the places most impacted by wildfires, flooding, drought, and other forest disturbances.

We have mentioned Oklahoma's only national forest, the **Ouachita National Forest** shared with Arkansas, as the desired recipient of our donations in the past. Did you know the Ouachita is the oldest and largest national forest in the south?



Photo courtesy, Wikipedia  
US Forest Service Annual Report Cover

At the same time, please realize: if a donation designates a national forest where there is no tree-planting need, then the donation may be used for planting trees in another forest.

Also note, individual plantings will not be identified per donor (ex: if you donate to a forest, you would be unable to locate a specific tree that you helped donate).

Our goal is at least \$410 dollars this year and, so far, your change totals: \$56.34. Please consider dropping a dollar or all your change in the box on your table during meetings for this worthwhile re-forestation project. Thank you, and may your holidays be bright!

## Plant-A-Tree

Anyone may support this reforestation program!  
Scan/click the QR to donate online or mail **form**/check:  
National Garden Clubs, Inc.  
4401 Magnolia Ave  
St. Louis MO 63110-3492



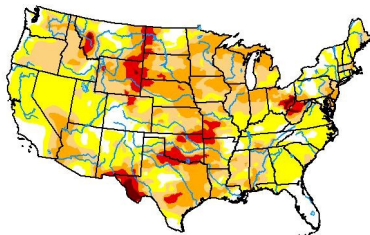
# Grow Oklahoma: Water Wise

By Sue Lovelace, Member since 2004

## WHY WATER IN WINTER?

We've been dry, really dry, during late summer and fall. Now, as winter approaches, our plants are in a deficit situation as far as moisture is concerned. Winter is almost upon us and lack of adequate soil moisture is often a cause of winter damage.

### U.S. Drought Monitor Contiguous U.S. (CONUS)



**October 29, 2024**  
(Released Thursday, Oct. 31, 2024)  
Valid 9 a.m. EDT

|                                    | Drought Conditions (Percent Area) |       |       |       |       |      |
|------------------------------------|-----------------------------------|-------|-------|-------|-------|------|
|                                    | None                              | D0-D1 | D1-D2 | D2-D3 | D3-D4 | D4   |
| Current                            | 12.84                             | 87.16 | 54.08 | 27.58 | 6.52  | 0.63 |
| Last Week<br>10/22/24              | 20.67                             | 79.33 | 48.97 | 20.01 | 5.06  | 0.63 |
| 3 Months Ago<br>07/29/24           | 61.48                             | 48.52 | 19.92 | 5.67  | 1.38  | 0.07 |
| Start of Calendar Year<br>01/01/24 | 45.19                             | 54.81 | 32.98 | 16.61 | 6.28  | 1.22 |
| Start of Water Year<br>10/01/2024  | 29.35                             | 70.65 | 31.50 | 9.29  | 2.73  | 0.50 |
| One Year Ago<br>10/29/2023         | 45.93                             | 54.17 | 36.63 | 20.95 | 7.91  | 2.17 |

**Intensity:**  
 None (White)      D2 Severe Drought (Orange)  
 D0 Abnormally Dry (Yellow)      D3 Extreme Drought (Red)  
 D1 Moderate Drought (Light Orange)      D4 Exceptional Drought (Dark Red)

The Drought Monitor focuses on broad-scale conditions. Local conditions may vary. For more information on the Drought Monitor, go to <https://droughtmonitor.unl.edu/about.aspx>

Author:  
Brian Fuchs  
National Drought Mitigation Center

[droughtmonitor.unl.edu](https://droughtmonitor.unl.edu)

All of your shrubs and trees, not to mention perennials, depend on adequate hydration to carry them through our sometimes severe winters. Freshly installed plants will need to be watered in all seasons, including winter, for two to three years to get well established.

Plants should be watered thoroughly in the fall to prepare them for the winter months. It is true that plants go dormant in winter and thus require less water, but the root system is actively growing and taking up water to sustain the plants. All plants, but especially narrowleaf and broadleaf evergreens, use water during winter.

Since we have been experiencing drought conditions during the active growing season recently, it is possible that we could encounter dry circumstances this winter also. Winter drought can stress plants as readily as a hot summer drought. If the soil is dry, minimal moisture uptake occurs no matter what season it is.

If there is little rain or snow, plan to water thoroughly at least monthly. Slow deep watering is most beneficial, particularly if you have heavy clay soil. Use drip irrigation, water bags on trees, a slow running hose or soaker hose at the drip line of trees. Snowfall is not a reliable source of adequate water as it takes 5-10 inches of snow to yield one inch of water.

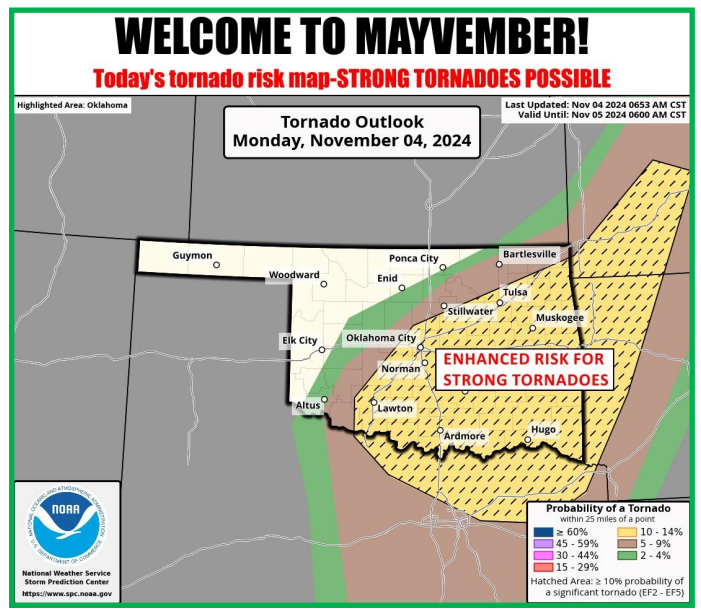
Keep your plants well mulched over the winter. This provides insulation against cold temperatures and helps to retain moisture near the root system.

Check the Oklahoma Mesonet ([www.mesonet.org](http://www.mesonet.org)) for dependable information on soil moisture in our area. Bookmark it and follow on social media for factual (fun and funny!) insights.

**Additional resources from OSU Extension Tulsa Master Gardeners:**

[Winter Watering](#)

[Winter Plant Care](#)



# Grow Oklahoma: Learning for our Future

By Susan Foust, Member since 2022

## GENERATION GREEN

Saturday, November 16, Tulsa Garden Club's Generation Green collaborated with the Tulsa City-County Library system in an event at the Tulsa Garden Center's Teaching Barn, Butterfly Garden and Arboretum. The event on this beautiful autumn day was "Generations Celebrations: Grow the Next Generation."



Susan and Kathi with Buddy Bookworm and Hadley.

Almost 200 families enjoyed learning with many of our gardening education partners and other nonprofits about trees, plants, pollinators and more. The **Seed Library** shared its resources and TCCL was on hand for Library card sign-ups—the path to lifelong learning. Many thanks to the four Club Members who volunteered to help!

Two more "**Tuesdays with Tulsa Garden Club**", then the Teaching Garden sleeps for the winter. Share **NGC contests** with young gardeners and **watch for ways** to keep learning for our future.

## RESOURCES WITH THE FUTURE IN MIND

Plan and plant for more sustainable, biodiverse and downright enjoyable gardening.

- Kerr Foundation has many .pdf format resources to download/print: [Native Milkweeds of Oklahoma - Kerr Center](#) ; [pollinator-guidebook-reduced.pdf](#)
- [National Garden Club Schools](#)
- [Delaware Department of Agriculture "Mistaken Identity"](#)
- [DallasButterflies.com "Butterflies and Host Plants"](#)
- [Grow Native! Missouri Prairie Foundation "Natives for Pollinators"](#)
- [USDA "Attracting Pollinators to Your Garden"](#)
- [National Park Service "I Didn't Know That!: Planting for Pollinators"](#)
- Gardenia.net: [www.gardenia.net/guide/great-pollinator-plants-for-oklahoma](http://www.gardenia.net/guide/great-pollinator-plants-for-oklahoma);  
<https://www.gardenia.net/guide/monarch-nectar-plants-for-oklahoma>

**NGC Consultants**, watch for Environmental and Gardening school refreshers to register for January and/or February 2025!  
**MORE about NGC Schools**

### Register your Garden!

Click on plaque images to learn more.



- Receive certificate.
- Purchase plaques to display in your own garden.



- [Wildlife Department.com "A recipe for Pollinator Garden Success"](#)
- [SeedSource.com](#)
- [JohnstonSeed.com](#)
- [OkInvasives.org](#)
- [Depauw University "Trees at the Nature Park"](#)
- [Arkansas "Invasive Species Educational Packet"](#)
- [OkState.edu "Wildflower Gardening"](#)
- [Homegrown National Park](#)
- [Oklahoma Conservation "Yard by Yard"](#)