

PGP959SET

GE Profile™ Series 30" Built-In Gas Cooktop

FEATURES AND BENEFITS

Deep-recessed cooktop - Deep-recessed cooktop contains spills in one area that's easy to wipe clean

Sealed cooktop burners - Burner elements are sealed to the cooktop to keep foods and liquid contained on the cooktop, making cleaning painless

20,000 BTU tri-ring burner - Three-in-one burner is designed for accelerated boiling and gentle simmering

Precise Simmer burner - Allows for low, even heat distribution that is ideal delicate foods and sauces

Matte Black Heavy-Cast Grates - Premium cast-iron offers superior performance

LED backlit knobs - Sleek LED backlit knobs indicate when burners are on

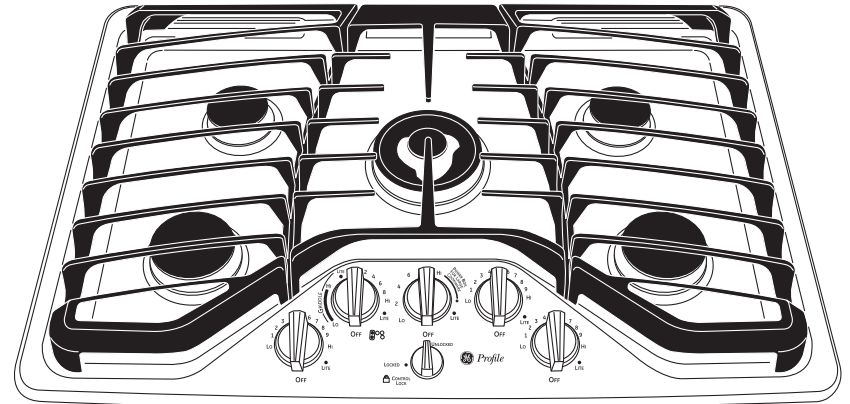
Dishwasher-Safe Grates and Knobs - Feature durable construction for worry-free, effortless cleaning and maintenance

Model PGP959SETSS - Stainless steel

GUARANTEED FIT

Replacing a similar cooktop from GE or another brand? GE cooktops are guaranteed for an exact fit to make replacement easy

Visit geappliances.com for more info



PT9800SH

GE Profile™ 30" Combination Double Wall Oven with Convection and Advantium® Technology

FEATURES AND BENEFITS

Speedcook oven 120V (upper oven)

No preheat options

True European Convection (lower oven)

Multiple cooking functions

Over 175 preprogrammed menu selections (upper oven)

Self-clean with Steam Clean option (lower oven)

Never-scrub, heavy-duty roller racks (lower oven)


Glass touch controls

10-pass bake element (lower oven)

8-pass broil element (lower oven)

Fit Guarantee

Model PT9800SHSS – Stainless steel



GUARANTEED FIT

Replacing a similar wall oven from GE or another brand? GE wall ovens are guaranteed for an exact fit to make replacement easy

Visit geappliances.com for more info



PFE28KBL/KEL/KMK/KSK/KYN

GE Profile™ Series ENERGY STAR® 27.7 Cu. Ft. French-Door Refrigerator

FEATURES AND BENEFITS

Hands-free Autofill – Lets you walk away while the dispenser automatically fills any container with filtered water

Full-width, electronic temperature-controlled drawer with LED lights – 3 accurate settings deliver the optimal temperature for your favorite foods

Second icemaker option – Always have extra ice on hand with an optional second icemaker in the freezer (IM5D kit sold separately)

TwinChill™ evaporators – Separate climates in the fresh food and freezer sections help keep foods fresh

Advanced water filtration uses RPWFE replacement filter – Reduces trace pharmaceuticals from water and ice* (* Removes 98% of ibuprofen, atenolol, fluoxetine, progesterone and trimethoprim. These pharmaceuticals are not necessarily in all users' water)

Showcase LED lighting – Positioned throughout the interior and under fresh food doors to spotlight foods inside the refrigerator and in the freezer

Quick Space shelf – Functions as a normal full-sized shelf when needed and easily slides down for instant storage flexibility

Drop-down tray – Allows for extra door storage when you need it and tucks away when you don't

Turbo Cool setting – Drops interior temperature to maintain freshness after frequent openings


Model PFE28KBLTS – Black Stainless

Model PFE28KELDS – Black Slate

Model PFE28KMKES – Slate

Model PFE28KSKSS – Stainless steel

Model PFE28KYNFS – Fingerprint resistant stainless



As an ENERGY STAR® partner, GE has determined that this product meets the ENERGY STAR guidelines for energy efficiency.

24" Pocket Handle Dishwasher

500 Series – Stainless Steel SHPM65Z55N



BOSCH
Invented for life



SHPM65Z55N
Stainless Steel

Also available in:

White SHPM65Z52N
Black SHPM65Z56N

The AutoAir™ drying option automatically releases the door at the end of the cycle to let moisture escape and fresh air in for drier dishes.

Features & Benefits

44 dBA: dishwasher runs quietly so your kitchen conversations aren't interrupted.

The Flexible 3rd Rack with fold down sides adds 30% more¹ loading area, perfect for utensils and ramekins.

The AquaStop® leak protection system contains leaks through a precisely engineered system. If a leak occurs, the system contains it by shutting down operation and pumping out water. So you have the ultimate peace of mind whether you are away or at home.

General Properties

Number of wash cycles	5
Number of options	5
dBA	44
Drying system	AutoAir™
Third rack	Flexible 3rd Rack
Rack adjustability	Rackmatic®
Tub material	Stainless Steel
Control type	Buttons
Concealed water heating element	Yes
Leak protection system	24/7 AquaStop®
NSF®-certified ² sanitize option	Yes
Water softener	No
Five-level wash	Yes
ChildLock	No
Special features	InfoLight®, AutoAir™ Option

Efficiency

Water usage per cycle	3.5
Energy efficiency class	Tier 1
ENERGY STAR® qualified	Yes
Total annual energy consumption (kWh)	269
Total annual water consumption (g)	623.5

Capacity

Number of place settings	16
--------------------------	----



Technical Details

Watts (W)	1440 W
Current (A)	12 Amps
Volts (V)	120 V
Frequency (Hz)	60 Hz
Power cord full length	67"
Power cord install length from edge of unit when facing the door (in) ³	Left – 45" Right – 56"
Minimum water pressure (lb/sin)	14
Length outlet hose (in)	79"

Dimensions & Weight

Overall appliance dimensions (HxWxD) (in)	33 7/8" x 23 9/16" x 23 3/4"
Required cutout size (HxWxD) (in)	33 7/8" x 23 5/8" x 24"
Adjustable feet	Yes
Net weight (lbs)	91 lbs

Accessories—Optional

Junction Box	SMZPCJB1UC
Bosch Dishwasher Water Supply Hose	SMZSH002UC
Drain Hose Extension Kit	SGZ1010UC
Dishwasher Accessory Kit	SMZ5000
Anti-Tarnish Silverware Cassette	SMZ5002UC
Edge Protector + Power Cord Clip Install Kit	SMZEPCC1UC



¹Compared to a Bosch dishwasher with 2 racks.

²Certification to NSF/ANSI Standard 184 for residential dishwashers.

³September 2020 running production change to remove adhesive routing clips for power cord. These clips and the edge protector are now included in the dishwasher accessory kit # SMZEPCC1UC.

Accessories: To purchase Bosch accessories, cleaners & parts please visit www.bosch-home.com/us/store or call 1-800-944-2904 (Mon to Fri 5 am to 6 pm PST, Sat 6 am to 3 pm PST).

Notes: All height, width and depth dimensions are shown in inches. BSH reserves the absolute and unrestricted right to change product materials and specifications, at any time, without notice. Consult the product's installation instructions for final dimensional data and other details prior to making cutout.

Warranties: Please see Use & Care manual or Bosch website for statement of limited warranty.

For more information on our entire line of products, go to www.bosch-home.com/us or call 1-800-944-2904

© BSH Home Appliances Corporation. All rights reserved. Bosch is a registered trademark of Robert Bosch GmbH.

GFD49ERPK/ERSK

GE Appliances 8.3 cu. ft. capacity RightHeight™ Design Front Load electric ENERGY STAR® Dryer with steam

FEATURES AND BENEFITS

RightHeight™ Design built-in pedestal - Comfortably load and unload clothes, and use the top as a folding surface, with this factory-installed pedestal

Steam Refresh - Rejuvenate lightly worn clothes by getting rid of wrinkles and odors with this convenient setting using the power of steam

Detangle Assist - Twisted sheets and comforters are a thing of the past with a setting that pauses and reverses direction to separate items and reduce wrinkling

Stainless steel drum - Resists rust and helps protect clothes

HE Sensor Dry - Takes the guesswork out of drying times by sensing the moisture in the drum and drying accordingly

Sanitize cycle - This option reduces certain types of bacteria by 99.8%

Steam Dewrinkle - Stored or wrinkled clothes come out wrinkle-free with this helpful setting that uses steam to refresh and dry a load of any size

LED dryer interior light - Find that last sock in the dryer thanks to a bright, energy-efficient and long-lasting LED light

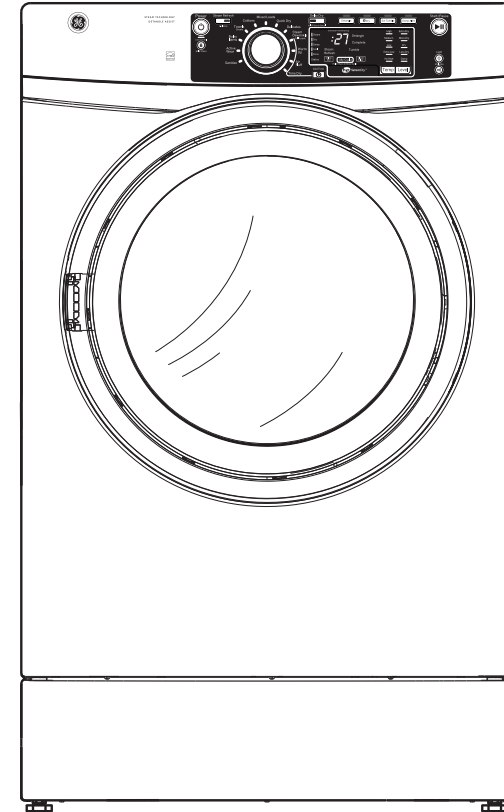
Extended Tumble - Tumble clothes without heat to help prevent creasing and wrinkling

Quick Dry - Quickly dries items and small loads for families on the go

Model GFD49ERSKWW – White

Model GFD49ERPKDG – Diamond Gray

Model GFD49ERPKRR – Ruby Red



GE Appliances **GFW490RPK/RSK**

GE Appliances ENERGY STAR® 4.9 DOE cu. ft. capacity RightHeight™ Design

Front Load Washer with steam

FEATURES AND BENEFITS

RightHeight™ Design built-in pedestal - Comfortably load and unload clothes, and use the top as a folding surface, with this factory-installed pedestal

Time Saver - When you need to get a full load of clothes clean in only 37 minutes

Steam Assist - Penetrates deep into fabric fibers, loosening stains like tomato and grass, yet protects your fabrics

Stain Removal Guide - Clean the most common stains with preprogrammed settings that modify any cycle to help remove stains like blood, tomato, wine, dirt, grass or coffee

Internal water heater - Increases wash temperature to reduce bacteria and provide better cleaning for the really tough stains

Sanitize cycle - Feel comfort knowing clothes are sanitized* and 99.9% of bacteria has been removed thanks to an internal water heater that boosts the water temperature* Certified by NSF Protocol P172 Sanitation Performance of Residential Clothes Washers

Precision Dispense - Great cleaning performance is enhanced with a dispenser that distributes fresh detergent multiple times throughout the wash

Allergen cycle - Remove up to 99% of pet dander and dust mite allergens* with this cleaning cycle that reaches 131°F *Meets NSF Protocol P351

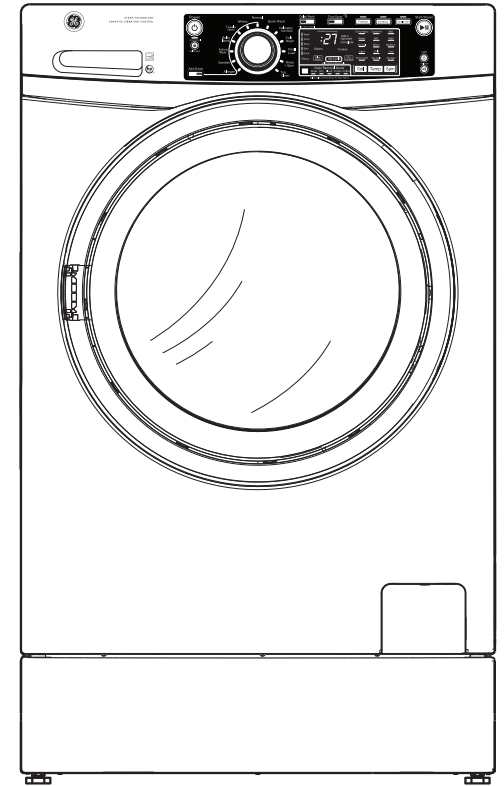
Adaptive Vibration Control - Considers floor type and location of washer in the home to adapt and optimize spin patterns, reducing vibration and sound

eWash Cold Wash Technology - Energy-saving option uses a cold water wash on select cycles without sacrificing performance

LED washer basket light - Find every last sock with a bright LED light that effectively lights the wash basket

Bulky Items - Convenient cycle for comforters and pillows

Active wear wash cycle - Finding the right setting for workout clothes is no sweat thanks to a cycle designed specifically for cleaning performance fabrics



Model GFW490RSKWW – White

Model GFW490RPKDG – Diamond Gray

Model GFW490RPKRR – Ruby Red

