

Nicholas Sawchuk

GEOG 486 Lab 7

This lab depicts data from the World Happiness Report and some interesting connections can be made regarding some complimentary analysis. Happiness is tied to many different factors ranging from personal choices to personal safety. Freedom and happiness, it appears, are inherent qualities of most well-developed economies. The exception being the People's Republic of China, which does allow for some freedom of economic activity.

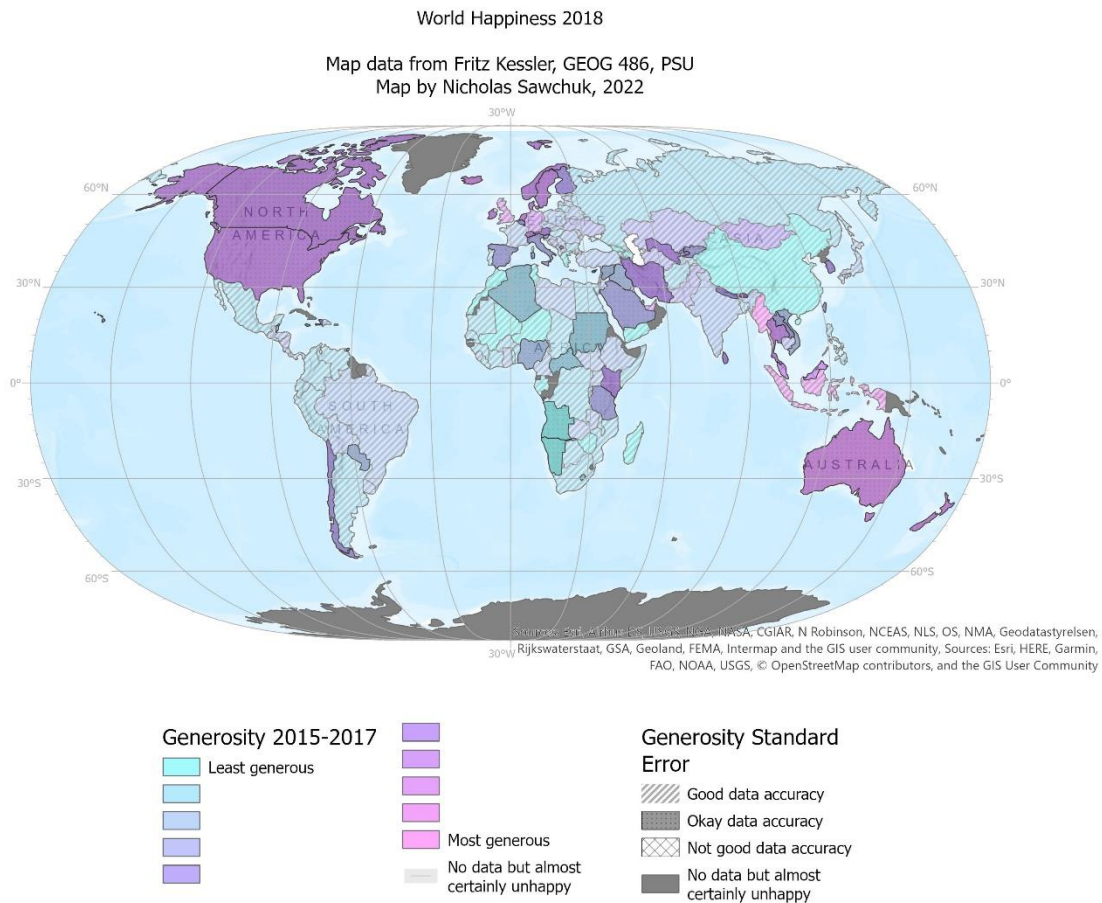


Figure 1. Visualization of global happiness based on perceived generosity.

In the above graphic, four different quality codes were assessed based on the provided data. The happiness data indicates an interesting correlation between the quality of data provided with the amount of highest generosity. The data does not suggest that the most generous countries had better data than a mid-range generous nation such as the United States, Canada, and Australia.

In the below graphic, a relationship between Global GDP and Global Cities by Revenue (in billion USD). In order to better illustrate the individual, human nature of the World Happiness, the dots of each city is transparently displayed by number of employees. The color ramp of the cities illustrate darker cities being more valuable and lighter cities being less valuable.

Figure 2. Global GDP and Global Cities Revenue - Employee Count Transparency



Global GDP and Global Cities Revenues map indicates a relationship between the number of larger, wealthier cities and overall Country GDP. In the below graphic, Global Economies are thoughtfully illustrated in their Global Regions. This may provide some way to illustrate the lack of development in certain areas.

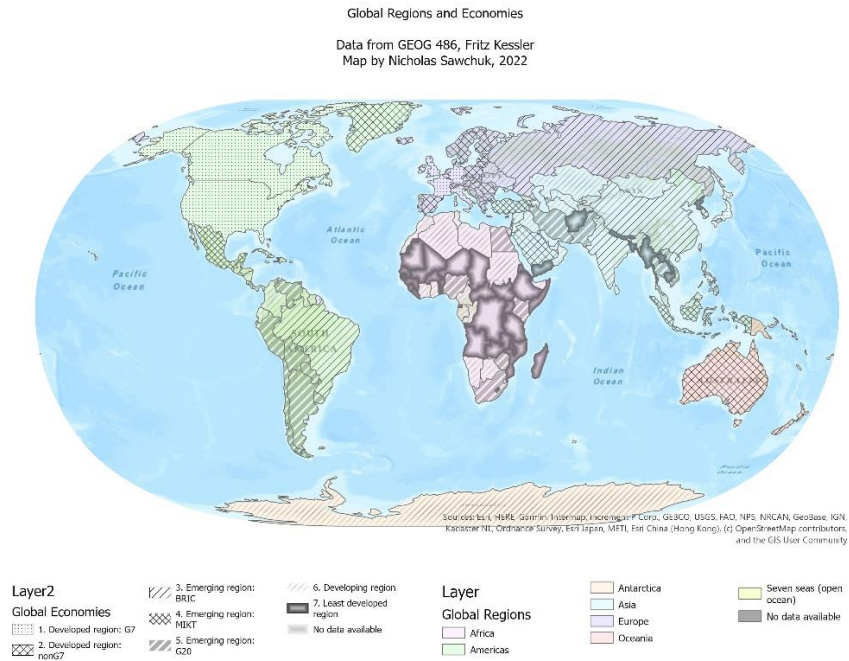


Figure 3. Global Regions and Economies

Looking at Figure 3, we may reasonably conclude there are far less Global cities in sub-sahara Africa compared to China.

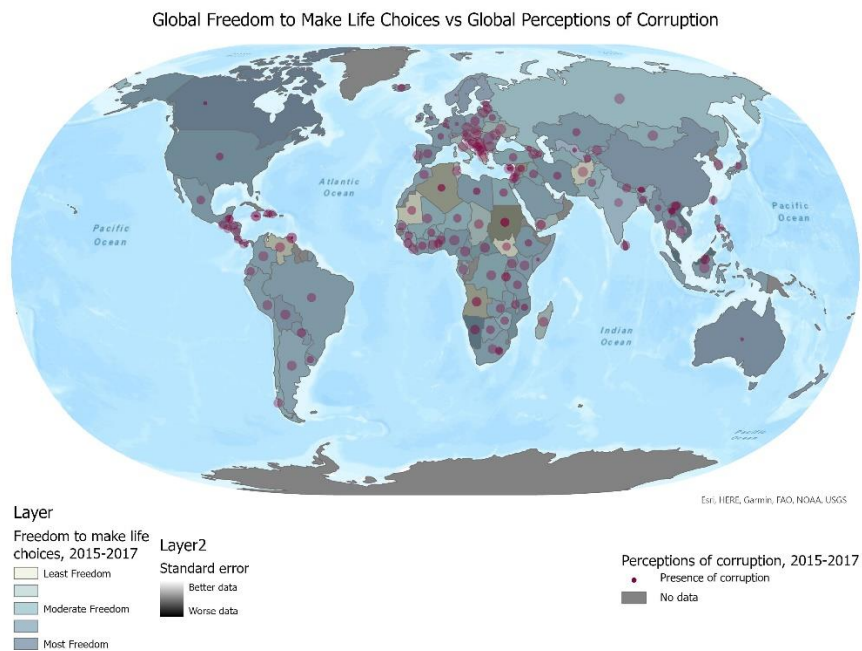


Figure 4. Freedom to Make Live Choices vs Global Perceptions of Corruption

In the final visualization, corruption perception is illustrated by the size and presence of the dot, while uncertainty is its transparency layer. The relationship between the Freedom to Make Life Choices layer and the corruption perceptions is plain.

